

# Adaptive Monte Carlo Integration Methods

Marcin Chrzyszcz  
mchrzasz@cern.ch



University of  
Zurich <sup>UZH</sup>

Monte Carlo methods,  
10 March, 2016

# Classical methods of variance reduction

⇒ In Monte Carlo methods the statistical uncertainty is defined as:

$$\sigma = \frac{1}{\sqrt{N}} \sqrt{V(f)}$$

⇒ Obvious conclusion:

- To reduce the uncertainty one needs to increase  $N$ .  
⇒ Slow convergence. In order to reduce the error by factor of 10 one needs to simulate factor of 100 more points!

⇒ However the other handle ( $V(f)$ ) can be changed! → Lot's of theoretical effort goes into reducing this factor.

⇒ We will discuss **four** classical methods of variance reduction:

1. Stratified sampling.
2. Importance sampling.
3. Control variates.
4. Antithetic variates.

# Disadvantages of classical variance reduction methods

- ⇒ All aforementioned methods (beside the Stratified sampling) require knowledge of the integration function!
- ⇒ If you use the method in the incorrect way, you can easily get the opposite effect than intended.
- ⇒ Successful application of them requires non-negligible effort before running the program.
- ⇒ A natural solution would be that our program is "smart" enough that on his own, he will learn something about our function while he is trying to calculate the integral.
- ⇒ Similar techniques were already created for numerical integration!
- ⇒ Truly adaptive methods are nontrivial to code but are widely available in external packages as we will learn.
- ⇒ Naming conventions:
  - Integration **MC** - software that is able to compute JUST! integrals.
  - Generator **MC** - software that BESIDES! being able to perform the integration is also capable of performing a generation of points accordingly to the integration function.

# Schematic of running this kind of methods

1. Function probing (exploration):
  - Recursive algorithm that searches for hipper-surfaces in which the function is approximately close. For evaluation of an integral in a given hipper-surface normally one uses numerical or MC crude methods. In general it is not an easy task!
  - Often the function is approximated by a given set of elementary functions.
2. Calculation phase
  - The integral is calculated using mostly using Stratified Sampling and Importance Sampling, depending on exploration phase.
  - If a MC program has capability to generated distributions accordingly to the function of which we want to calculate the integral, it's in this place where it happens.

⇒ There are algorithms where the exploration phase is linked with calculation phase. For each of the optimisation phase the integral is calculated as well. The result will be weighted average of those integrals!

This method might be bias! if in the extrapolation phase the algorithm picks up a function peaks to late the whole method will lead to systematically bias results.

# RIWIAD algorithm

⇒ The first algorithm of this kind RIWIAD was proposed by Sheppeya & Lautrupa in 1970s. It was used to calculate integrals in cube  $(0, 1)^n$ .

⇒ It worked as follows:

- At the beginning the hyper-cube is divided in equal size sub cubes and in each of them the integral is calculated.
- Based on the calculated integrals programs moves the boundaries to make the hyper-cubes smaller in the places where the function is greater and smaller where the function is smaller.
- The process starts over and continues over and over again. At each step the integral estimator and its standard deviation is calculated. From those a weighted average is constructed and its standard deviation is constructed and its standard deviation.
- The process stops when the standard deviation reaches our desired sensitivity.

⇒ Disadvantages:

- Hyper-cubes are always parallel to the coordinate axis.
- Some are divided even though they didn't have to.
- The weighted average might be a bias estimator.

# Friedmanns algorithm

⇒ In the 1970s J.Friedmann has also developed an adaptive MC integration algorithm.

⇒ The algorithm was as follows:

- A probe function is constructed using a combination of Cauchy functions (Briet-Wigner), in which the peaks correspond to the local maxima of the integration function. In order to do so one needs to study the eigen functions in the neighbourhood of each peak (nasty thing...).
- The Briet-Wigner is chosen as it falls down to 0 slower than a Gauss distribution.
- The integral and the standard deviation is calculated based on the weighted averaged based on the probe function.

## Disadvantage:

Cannot be applied to functions that cannot be approximated with small number of Briet-Wigner functions.

# DIVIONNE2 algorithm

⇒ J.Friedmann (1977): adaptive algorithm for MC integration based on recursive division of the integration area (available in the CERBLIB package).

⇒ The algorithm:

- Multidimensional division of the hyper-cube. We divide each of the initial sub-cubes to minimise the spread of the function.
- After this the integral is calculated using Stratified Sampling.
- We can generate events accordingly to this function with this method.

⇒ Disadvantages:

- Hyper-cubes are always parallel to the coordinate axis.

⇒ Advantages:

- Because we divide only one hyper-cube at the time, the procedure doesn't get bias as easily the RIWID does.

# VEGAS algorithm

⇒ J. G. P. Lepage (1978): adaptive algorithm for MC integration based on iterative division of the integration area (similar to RIWID).

⇒ Let's calculate:  $\int_0^1 f(x)dx$ .

- We generate M random points from  $\mathcal{U}(0, 1)$ . We calculate from them the integral and standard deviation.
- Now we divide the integration region in N equal subdivisions:

$$0 = x_0 < x_1 < x_2 < \dots < x_N = 1, \Delta x = x_i - x_{i-1}$$

- Now each of this subdivisions we divide further into  $m_i + 1$  subsubdivisions.

$$m_i = K \frac{\bar{f} \Delta x_i}{\sum_j \bar{f}_j \Delta x_j}, K = \text{const. typically} = 1000$$

and

$$\bar{f}_i \equiv \sum_{x \in [x_{i-1}, x_i)} |f(x)| \sim \frac{1}{\Delta x_i} \int_{x_{i-1}}^{x_i} |f(x)| dx$$

⇒ The new subsubareas will be "denser" where the function is greater and less dens where the function is smaller.



# VEGAS algorithm

- We are retrieving back the original number (N) of the subdivisions by glueing together equal amount subsubdivisions.  
⇒ The new subdivisions will be larger where the function is larger and vice versa.
- We generate the M points accordingly to the stop function probability:

$$p(x) = \frac{1}{N\Delta x_i}$$

and calculate the integral Stratified sampling.

- We repeat the procedure until we find an optimum division:

$$m_i \approx m_j \quad i, j = 1, \dots, N.$$

- In each iteration we calculate the weighted average:

$$\sum_k \frac{I_k}{\sigma_k^2},$$

where  $I_k$  and  $\sigma_k$  are the integral and error in the k interaction.

- After the procedure stop we calculate the final results:

$$\hat{I} = \sigma_I^2 \sum_k \frac{I_k}{\sigma_k^2} \quad \sigma_I = \left[ \sum_k \frac{1}{\sigma_k^2} \right]^{-\frac{1}{2}}$$

# VEGAS algorithm - further improvements

⇒ In order to make the integrating area more stable (can happen that the division jumps around very rapidly). We can modify the algorithm:

$$m_i = K \left[ \left[ \frac{\bar{f} \Delta x_i}{\sum_j \bar{f}_j \Delta x_j} - 1 \right] \frac{1}{\log \left[ \bar{f}_i \Delta x_i / \sum_j \bar{f}_j \Delta x_j \right]} \right]^\alpha,$$

where  $\alpha \in [1, 2]$  sets the convergence speed. ⇒ When function has narrow peaks the  $I_k$  and  $\sigma_k$  might be wrongly calculated in early stages of iteration. To fix this we can:

$$I = \left[ \sum_k \frac{I_k^2}{\sigma_k^2} \right]^{-1} \sum_k I_k \left( \frac{I_k^2}{\sigma_k^2} \right), \quad \sigma_I = I \left[ \sum_k \frac{I_k^2}{\sigma_k^2} \right]^{-0.5}$$

⇒ If the number of interactions is too large then you cannot trust the algorithm!

# VEGAS algorithm - 2D case

⇒ Lets take for example  $\int_0^1 dx \int_0^1 dy f(x, y)$ .

⇒ We can do a trick:

$$p(x, y) = p_x(x)p_y(y)$$

⇒ One can show that using Lagrange multipliers that the optimum density has the form of:

$$p_x(x) = \frac{\sqrt{\int_0^1 dy \frac{f^2(x, y)}{p_y(y)}}}{\int_0^1 dx \sqrt{\int_0^1 dy \frac{f^2(x, y)}{p_y(y)}}}$$

⇒ So our 1D algorithm can be used to each of the axis (ex. for x axis):

$$(f_i)^2 = \sum_{x \in [x_{i-1}, x_i]} \sum_y \frac{f^2(x, y)}{p_y(y)} \sim \frac{1}{\Delta x_i} \int_{x_{i-1}}^{x_i} dx \int_0^1 dy \frac{f^2(x, y)}{p_y(y)}$$

⇒ In analogous you do it for y axis.

# VEGAS algorithm - an example

⇒ An example of usage: let's calculate:

$$I_n = \left( \frac{1}{a\sqrt{\pi}} \right)^n \int_0^1 \exp \left[ \frac{(x_n - 0.5)^2}{a^2} \right] d^n x = 1$$

⇒ For the  $n = 9$ ,  $a = 0.1$  and  $\alpha = 1$

Iteration	$I_k$	$\sigma_k$	$I$	$\sigma(I)$	Number of calculations
1	0.007	0.005	0.007	0.005	$10^4$
3	0.643	0.070	0.612	0.064	$3 \cdot 10^4$
5	1.009	0.041	0.963	0.034	$5 \cdot 10^4$
10	1.003	0.041	1.003	0.005	$10^5$
Crude MC method			0.843	0.360	$10^5$

# VEGAS algorithm - comparison to numerical methods

⇒ An example of usage; let's calculate:

$$I_n = \left( \frac{1}{a\sqrt{\pi}} \right)^n \int_0^1 \exp \left[ \frac{(x_n - 0.5)^2}{a^2} \right] d^n x$$

⇒ For the  $n = 9$ ,  $a = 0.1$  and  $\alpha = 1$ .

Number of points on axis	Integral value	Number of calculations
5	71.364	$2 \cdot 10^6$
6	0.017	$10^7$
10	0.774	$10^9$
15	1.002	$3.8 \cdot 10^9$

# FOAM algorithm

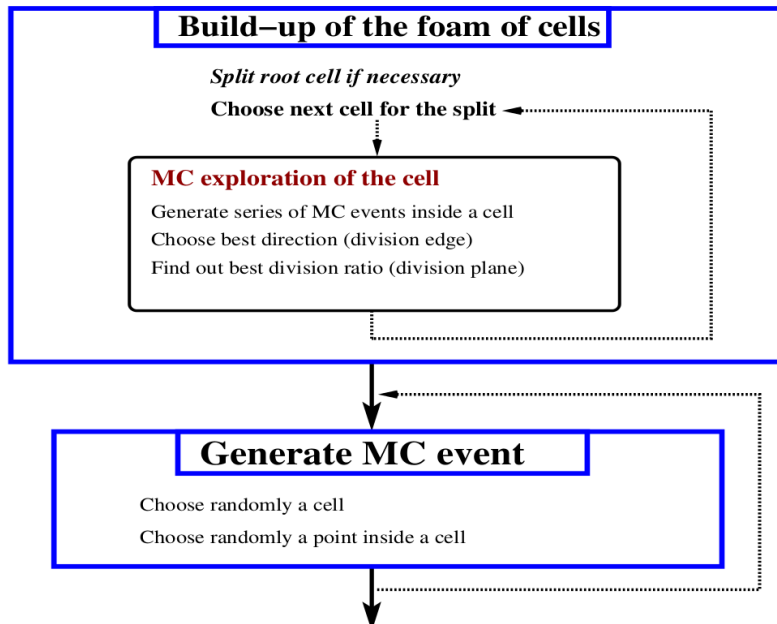
⇒ S.Jadach (2000), arXiv:physics/9910004, Comp. Phys. Commun. 152 (2003) 55.  
Adaptive method with recursive division of the integration domain in cells.

⇒ There are two algorithms in dividing the integration domain:

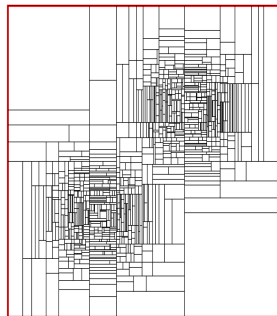
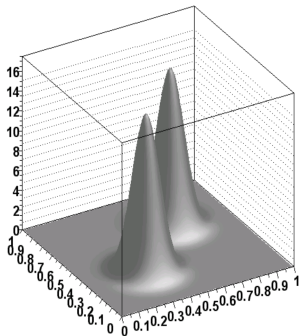
- Symplectic: Cells are sympleces(hiper-triangles). This method can be applied to not so large number of dimensions. ( $\leq 5$ ).
- Qubic: Cells are hiper-cubes. This might be applied in higher number dimensions. ( $\leq 20$ ).

⇒ The algorithm:

- Exploration phase:  
The integration domain (hipper-cube) is divided recursively into cells. In each step only one cell is split. The splitting is not event! The procedure is stop when the number of cells reach a certain number that is set by us. One constructs an approximation function and based on this the integral is calculated.
- Generation/Calculation Phase:  
We generate random points accordingly to the distribution of approximation function and the integral is calculated using the Importance sampling based on the approximation function.



# FOAM algorithm



⇒ E3.1 Using ROOT implementation of the FOAM algorithm calculate the integrals from exercise E2.3.



# Monte Carlo vs numerical methods

⇒ All numerical methods are based on evaluating the integral using linear combination of function:

$$I_Q \approx \sum_{i=1}^m \omega_i f(x_i)$$

⇒ Different methods have different weights  $\omega_i$  and lattice point  $x_i$ .

⇒ Efficiency of Monte Carlo methods compared to the numerical ones:

Standard deviation	1D	nD
Monte Carlo	$n^{-1/2}$	$n^{-1/2}$
Trapezoidal Rule	$n^{-2}$	$n^{-2/d}$
Simpson Rule	$n^{-2}$	$n^{-2/d}$
m-point Gauss rule	$n^{-2m}$	$n^{-2m/d}$

# Sum up

- ⇒ In one dimension the Monte Carlo method is substantially slower than the numerical methods! Even the most simple ones.
- ⇒ In many dimensions the Monte Carlo methods rapidly gain the advantages!
- ⇒ For  $d > 4$  the MC method is faster than the Trapezoidal Rule.
- ⇒ For  $d > 8$  the MC method is faster than the Simpson Rule.
- ⇒ The disadvantages of the numerical methods:
  - Hard to apply in multi dimensions.
  - Hard to apply in complex integration domains.
  - The integration uncertainties are hard to evaluate.

# Method of Moments

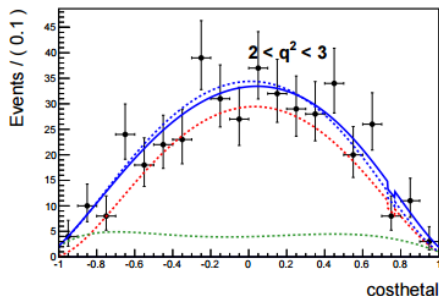
⇒ Now real cool things!

⇒ Let's consider we want to study a rare decay:  $B^\pm \rightarrow K^\pm \mu\mu$ . The decay is described by the following PDF:

$$\frac{1}{\Gamma} \frac{d^2\Gamma}{dq^2 d\cos\theta_l} = \frac{3}{4}(1 - F_H)(1 - \cos^2\theta_l) + F_H/2 + A_{FB} \cos\theta_l$$

⇒ PDF by construction is normalized:  $\int_{-1}^1 \frac{1}{\Gamma} \frac{d^2\Gamma}{dq^2 d\cos\theta_l} = 1$

- Normally we do a likelihood fit and we are done.
- There is a second way!



# Method of Moments

⇒ Let's calculate the integrals:

$$\int_{-1}^1 \frac{1}{\Gamma} \frac{d^2\Gamma}{dq^2 d \cos \theta_l} \cdot \cos \theta_l = \frac{2}{3} A_{FB}$$

$$\int_{-1}^1 \frac{1}{\Gamma} \frac{d^2\Gamma}{dq^2 d \cos \theta_l} \cdot \cos^2 \theta_l = \frac{1}{5} + \frac{2F_H}{15}$$

⇒ So we can get our parameters that we searched for by doing a integration. So now what?

⇒ Well nature is the best random number generator so let's take the data and treat and calculate the integral estimates:

$$\int_{-1}^1 \frac{1}{\Gamma} \frac{d^2\Gamma}{dq^2 d \cos \theta_l} \cdot \cos \theta_l = \frac{2}{3} A_{FB} = \frac{1}{N} \sum_{i=1}^N \cos \theta_{l,i}$$

$$\int_{-1}^1 \frac{1}{\Gamma} \frac{d^2\Gamma}{dq^2 d \cos \theta_l} \cdot \cos^2 \theta_l = \frac{1}{5} + \frac{2F_H}{15} = \frac{1}{N} \sum_{i=1}^N \cos^2 \theta_{l,i}$$

⇒ E3.2 Calculate the  $A_{FB}$  and  $F_H$  using Method of moments. The events to be used to calculate them are here: [LINK](#)

# Backup