

Anomalies in Flavour Physics

Marcin Chrząszcz
mchrzasz@cern.ch



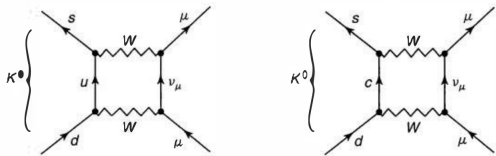
University of
Zurich ^{UZH}

Imperial College
October 16, 2015

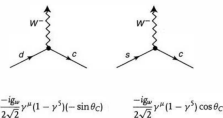
Outline

1. Why flavour is important.
2. $b \rightarrow sll$ theory in a nutshell.
3. LHCb measurements of $b \rightarrow sll$.
4. Global fit to $b \rightarrow sll$ measurements.
5. Conclusions.

A lesson from history - GIM mechanism



- Cabibbo angle was successful in explaining dozens of decay rates in the 1960s.
- There was, however, one that was not observed by experiments: $K^0 \rightarrow \mu^- \mu^+$.
- Glashow, Iliopoulos, Maiani (GIM) mechanism was proposed in the 1970 to fix this problem. The mechanism required the existence of the 4th quark.
- At that point most of the people were skeptical about that. Fortunately in 1974 the discovery of the J/ψ meson silenced the skeptics.



$$\frac{-ig_W}{2\sqrt{2}} \gamma^\mu (1 - \gamma^5) (-\sin \theta_C)$$

$$\frac{-ig_W}{2\sqrt{2}} \gamma^\mu (1 - \gamma^5) \cos \theta_C$$

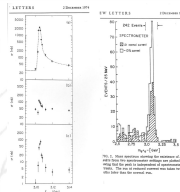
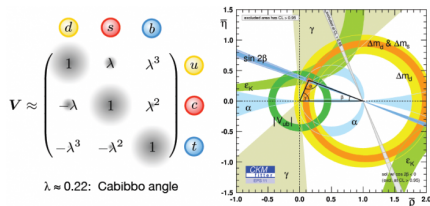
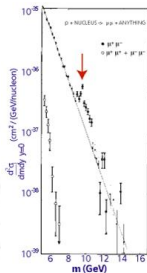


Fig. 1. Cross section versus energy for the decay of charmonium states into two leptons. The solid line is the theoretical prediction for the decay of the J/ψ state. The dashed line is the theoretical prediction for the decay of the ψ' state. The data points are from the SLAC experiment. The solid line is the theoretical prediction for the decay of the J/ψ state. The dashed line is the theoretical prediction for the decay of the ψ' state. The data points are from the SLAC experiment.

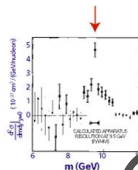
A lesson from history - CKM matrix



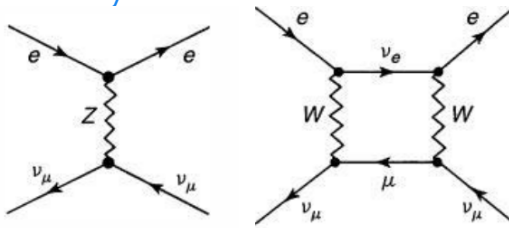
- Similarly CP violation was discovered in 1960s in the neutral kaons decays.
- 2×2 Cabbibo matrix could not allow for any CP violation.
- For the CP violation to be possible one needs at least a 3×3 unitary matrix \rightarrow Cabibbo-Kobayashi-Maskawa matrix (1973).
- It predicts existence of b (1977) and t (1995) quarks.




Results published in
Physical Review Letters
August 1, 1977



A lesson from history - Weak neutral current

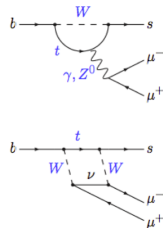
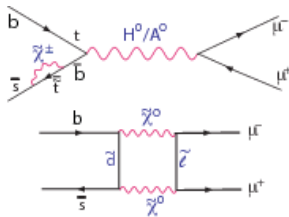
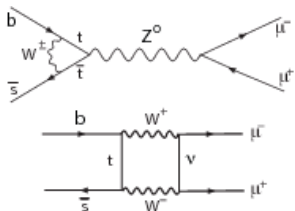
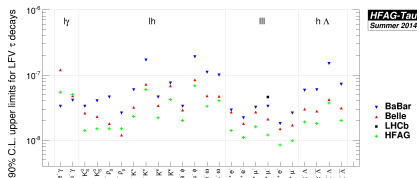


- Weak neutral currents were first, introduced in 1958 by Buldman.
- Later on they were naturally incorporated into unification of weak and electromagnetic interactions.
- 't Hooft proved that the GWS models was renormalizable.
- Everything was there on theory side, only missing piece was the experiment, till 1973.



Modern challenges: loops come in to the game

- Standard Model contributions suppressed or absent:
 - Flavour Changing Neutral Currents.
 - CP violation
 - Lepton Flavour/Number or Lepton Universality violation.
- In general can probe physics beyond General Purpose Detectors reach.



Recent measurements

⇒ **Branching fractions:**

$$B^{0,\pm} \rightarrow K^{0,\pm} \mu^- \mu^+ \quad \text{LHCb, Mar 14}$$

$$B^0 \rightarrow K^* \mu^- \mu^+ \quad \text{CMS, Jul 15}$$

$$B_s^0 \rightarrow \phi \mu^- \mu^+ \quad \text{LHCb, Jun 15}$$

$$B^\pm \rightarrow \pi^\pm \mu^- \mu^+ \quad \text{LHCb, Sep 15}$$

$$\Lambda_b \rightarrow \Lambda \mu^- \mu^+ \quad \text{LHCb, Mar 15}$$

$$B \rightarrow \mu^- \mu^+ \quad \text{CMS+LHCb, Jun 15}$$

⇒ **CP asymmetry:**

$$B^\pm \rightarrow \pi^\pm \mu^- \mu^+ \quad \text{LHCb, Sep 15}$$

⇒ **Isospin asymmetry:**

$$B \rightarrow K \mu^- \mu^+ \quad \text{LHCb, Mar 14}$$

⇒ **Lepton Universality:**

$$B^\pm \rightarrow K^\pm \ell \bar{\ell} \quad \text{LHCb, Jun 14}$$

⇒ **Angular:**

$$B^0 \rightarrow K^* \ell \bar{\ell} \quad \text{LHCb, Jan 15}$$

$$B^\pm \rightarrow K^{*,\pm} \ell \bar{\ell} \quad \text{BaBar, Aug 15}$$

$$B_s^0 \rightarrow \phi \ell \bar{\ell} \quad \text{LHCb, Jun 15}$$

$$\Lambda_b \rightarrow \Lambda \mu^- \mu^+ \quad \text{LHCb, Mar 15}$$

Recent measurements

⇒ Branching fractions:

$$B^{0,\pm} \rightarrow K^{0,\pm} \mu^- \mu^+ \quad \text{LHCb, Mar 14}$$

$$B^0 \rightarrow K^* \mu^- \mu^+ \quad \text{CMS, Jul 15}$$

$$B_s^0 \rightarrow \phi \mu^- \mu^+ \quad \text{LHCb, Jun 15}$$

$$B^\pm \rightarrow \pi^\pm \mu^- \mu^+ \quad \text{LHCb, Sep 15}$$

$$\Lambda_b \rightarrow \Lambda \mu^- \mu^+ \quad \text{LHCb, Mar 15}$$

$$B \rightarrow \mu^- \mu^+ \quad \text{CMS+LHCb, Jun 15}$$

⇒ CP asymmetry:

$$B^\pm \rightarrow \pi^\pm \mu^- \mu^+ \quad \text{LHCb, Sep 15}$$

⇒ Isospin asymmetry:

$$B \rightarrow K \mu^- \mu^+ \quad \text{LHCb, Mar 14}$$

⇒ Lepton Universality:

$$B^\pm \rightarrow K^\pm \ell \bar{\ell} \quad \text{LHCb, Jun 14}$$

⇒ Angular:

$$B^0 \rightarrow K^* \ell \bar{\ell} \quad \text{LHCb, Jan 15}$$

$$B^\pm \rightarrow K^{*,\pm} \ell \bar{\ell} \quad \text{BaBar, Aug 15}$$

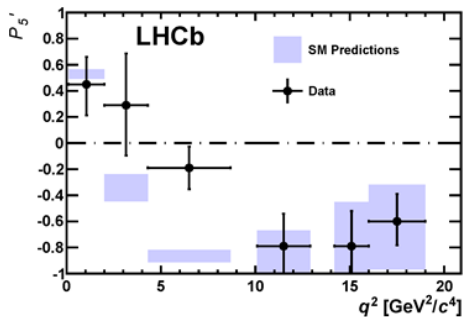
$$B_s^0 \rightarrow \phi \ell \bar{\ell} \quad \text{LHCb, Jun 15}$$

$$\Lambda_b \rightarrow \Lambda \mu^- \mu^+ \quad \text{LHCb, Mar 15}$$

> 2 σ deviations from SM

$B^0 \rightarrow K^* \mu^- \mu^+$, where it all begun

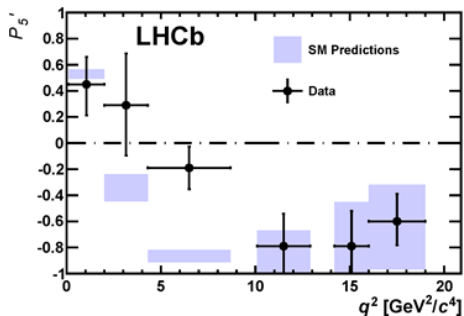
August 2013:



- LHCb observed a deviation in $4.3 - 8.68 \text{ GeV}^2$ using 1 fb^{-1} of data.
- It turned out that the discrepancy occurred in an observable that was not constrained.
- q^2 is the dimuon invariant mass.

$B^0 \rightarrow K^* \mu^- \mu^+$, where it all begun

August 2013:



- LHCb observed a deviation in $4.3 - 8.68 \text{ GeV}^2$ using 1 fb^{-1} of data.
- It turned out that the discrepancy occurred in an observable that was not constrained.

Now let's move back and see the theory behind the $B^0 \rightarrow K^* \mu^- \mu^+$ and P'_5 .

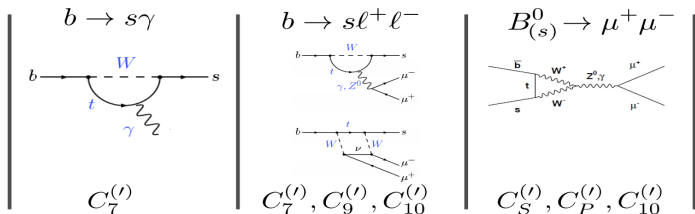
Tools in rare B^0 decays

- Operator Product Expansion and Effective Field Theory

$$H_{eff} = -\frac{4G_f}{\sqrt{2}} VV'^* \sum_i \left[\underbrace{C_i(\mu) O_i(\mu)}_{\text{left-handed}} + \underbrace{C'_i(\mu) O'_i(\mu)}_{\text{right-handed}} \right],$$

- i=1,2 Tree
- i=3-6,8 Gluon penguin
- i=7 Photon penguin
- i=9,10 EW penguin
- i=S Scalar penguin
- i=P Pseudoscalar penguin

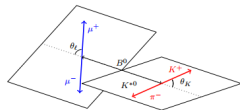
where C_i are the Wilson coefficients and O_i are the corresponding effective operators.



$B^0 \rightarrow K^* \mu^- \mu^+$ kinematics

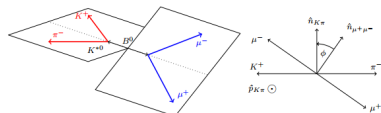
\Rightarrow The kinematics of $B^0 \rightarrow K^* \mu^- \mu^+$ decay is described by three angles θ_l , θ_k , ϕ and invariant mass of the dimuon system (q^2).

$\Rightarrow \cos \theta_k$: the angle between the direction of the kaon in the K^* ($\overline{K^*}$) rest frame and the direction of the K^* ($\overline{K^*}$) in the B^0 ($\overline{B^0}$) rest frame.



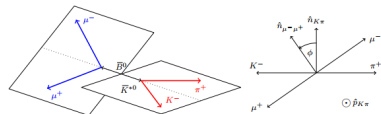
(a) θ_k and θ_l definitions for the B^0 decay

$\Rightarrow \cos \theta_l$: the angle between the direction of the μ^- (μ^+) in the dimuon rest frame and the direction of the dimuon in the B^0 ($\overline{B^0}$) rest frame.



(b) ϕ definition for the B^0 decay

$\Rightarrow \phi$: the angle between the plane containing the μ^- and μ^+ and the plane containing the kaon and pion from the K^* .



(c) ϕ definition for the $\overline{B^0}$ decay

$B^0 \rightarrow K^* \mu^- \mu^+$ kinematics

⇒ The kinematics of $B^0 \rightarrow K^* \mu^- \mu^+$ decay is described by three angles θ_l , θ_k , ϕ and invariant mass of the dimuon system (q^2).

$$\begin{aligned} \frac{d^4\Gamma}{dq^2 d\cos\theta_K d\cos\theta_l d\phi} = & \frac{9}{32\pi} \left[J_{1s} \sin^2\theta_K + J_{1c} \cos^2\theta_K + (J_{2s} \sin^2\theta_K + J_{2c} \cos^2\theta_K) \cos 2\theta_l \right. \\ & + J_3 \sin^2\theta_K \sin^2\theta_l \cos 2\phi + J_4 \sin 2\theta_K \sin 2\theta_l \cos \phi + J_5 \sin 2\theta_K \sin \theta_l \cos \phi \\ & + (J_{6s} \sin^2\theta_K + J_{6c} \cos^2\theta_K) \cos \theta_l + J_7 \sin 2\theta_K \sin \theta_l \sin \phi + J_8 \sin 2\theta_K \sin 2\theta_l \sin \phi \\ & \left. + J_9 \sin^2\theta_K \sin^2\theta_l \sin 2\phi \right], \end{aligned} \quad (1)$$

⇒ This is the most general expression of this kind of decay.

Transversity amplitudes

⇒ One can link the angular observables to transversity amplitudes

$$J_{1s} = \frac{(2 + \beta_\ell^2)}{4} \left[|A_\perp^L|^2 + |A_\parallel^L|^2 + |A_\perp^R|^2 + |A_\parallel^R|^2 \right] + \frac{4m_\ell^2}{q^2} \operatorname{Re} \left(A_\perp^L A_\perp^{R*} + A_\parallel^L A_\parallel^{R*} \right),$$

$$J_{1c} = |A_0^L|^2 + |A_0^R|^2 + \frac{4m_\ell^2}{q^2} \left[|A_t|^2 + 2\operatorname{Re}(A_0^L A_0^{R*}) \right] + \beta_\ell^2 |A_S|^2,$$

$$J_{2s} = \frac{\beta_\ell^2}{4} \left[|A_\perp^L|^2 + |A_\parallel^L|^2 + |A_\perp^R|^2 + |A_\parallel^R|^2 \right], \quad J_{2c} = -\beta_\ell^2 \left[|A_0^L|^2 + |A_0^R|^2 \right],$$

$$J_3 = \frac{1}{2} \beta_\ell^2 \left[|A_\perp^L|^2 - |A_\parallel^L|^2 + |A_\perp^R|^2 - |A_\parallel^R|^2 \right], \quad J_4 = \frac{1}{\sqrt{2}} \beta_\ell^2 \left[\operatorname{Re}(A_0^L A_\parallel^{L*} + A_0^R A_\parallel^{R*}) \right],$$

$$J_5 = \sqrt{2} \beta_\ell \left[\operatorname{Re}(A_0^L A_\perp^{L*} - A_0^R A_\perp^{R*}) - \frac{m_\ell}{\sqrt{q^2}} \operatorname{Re}(A_\parallel^L A_S^* + A_\parallel^{R*} A_S) \right],$$

$$J_{6s} = 2\beta_\ell \left[\operatorname{Re}(A_\parallel^L A_\perp^{L*} - A_\parallel^R A_\perp^{R*}) \right], \quad J_{6c} = 4\beta_\ell \frac{m_\ell}{\sqrt{q^2}} \operatorname{Re}(A_0^L A_S^* + A_0^{R*} A_S),$$

$$J_7 = \sqrt{2} \beta_\ell \left[\operatorname{Im}(A_0^L A_\parallel^{L*} - A_0^R A_\parallel^{R*}) + \frac{m_\ell}{\sqrt{q^2}} \operatorname{Im}(A_\perp^L A_S^* - A_\perp^{R*} A_S) \right],$$

$$J_8 = \frac{1}{\sqrt{2}} \beta_\ell^2 \left[\operatorname{Im}(A_0^L A_\perp^{L*} + A_0^R A_\perp^{R*}) \right], \quad J_9 = \beta_\ell^2 \left[\operatorname{Im}(A_\parallel^{L*} A_\perp^L + A_\parallel^{R*} A_\perp^R) \right], \quad (2)$$

Link to effective operators

⇒ So here is where the magic happens. At leading order the amplitudes can be written as:

$$\begin{aligned}A_{\perp}^{L,R} &= \sqrt{2}Nm_B(1-\hat{s}) \left[(C_9^{\text{eff}} + C_9^{\text{eff}'}) \mp (C_{10} + C'_{10}) + \frac{2\hat{m}_b}{\hat{s}} (C_7^{\text{eff}} + C_7^{\text{eff}'}) \right] \xi_{\perp}(E_{K^*}) \\A_{\parallel}^{L,R} &= -\sqrt{2}Nm_B(1-\hat{s}) \left[(C_9^{\text{eff}} - C_9^{\text{eff}'}) \mp (C_{10} - C'_{10}) + \frac{2\hat{m}_b}{\hat{s}} (C_7^{\text{eff}} - C_7^{\text{eff}'}) \right] \xi_{\perp}(E_{K^*}) \\A_0^{L,R} &= -\frac{Nm_B(1-\hat{s})^2}{2\hat{m}_{K^*}\sqrt{\hat{s}}} \left[(C_9^{\text{eff}} - C_9^{\text{eff}'}) \mp (C_{10} - C'_{10}) + 2\hat{m}_b(C_7^{\text{eff}} - C_7^{\text{eff}'}) \right] \xi_{\parallel}(E_{K^*}), \quad (3)\end{aligned}$$

where $\hat{s} = q^2/m_B^2$, $\hat{m}_i = m_i/m_B$. The $\xi_{\parallel,\perp}$ are the form factors.

Link to effective operators

⇒ So here is where the magic happens. At leading order the amplitudes can be written as:

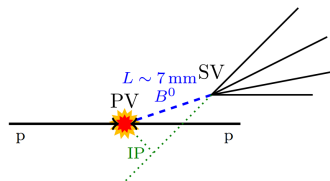
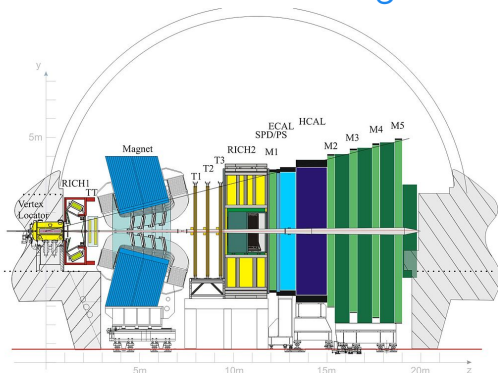
$$\begin{aligned}A_{\perp}^{L,R} &= \sqrt{2}Nm_B(1-\hat{s}) \left[(C_9^{\text{eff}} + C_9^{\text{eff}'}) \mp (C_{10} + C'_{10}) + \frac{2\hat{m}_b}{\hat{s}}(C_7^{\text{eff}} + C_7^{\text{eff}'}) \right] \xi_{\perp}(E_{K^*}) \\A_{\parallel}^{L,R} &= -\sqrt{2}Nm_B(1-\hat{s}) \left[(C_9^{\text{eff}} - C_9^{\text{eff}'}) \mp (C_{10} - C'_{10}) + \frac{2\hat{m}_b}{\hat{s}}(C_7^{\text{eff}} - C_7^{\text{eff}'}) \right] \xi_{\perp}(E_{K^*}) \\A_0^{L,R} &= -\frac{Nm_B(1-\hat{s})^2}{2\hat{m}_{K^*}\sqrt{\hat{s}}} \left[(C_9^{\text{eff}} - C_9^{\text{eff}'}) \mp (C_{10} - C'_{10}) + 2\hat{m}_b(C_7^{\text{eff}} - C_7^{\text{eff}'}) \right] \xi_{\parallel}(E_{K^*}), \quad (3)\end{aligned}$$

where $\hat{s} = q^2/m_B^2$, $\hat{m}_i = m_i/m_B$. The $\xi_{\parallel,\perp}$ are the form factors.

⇒ Now we can construct observables that cancel the ξ form factors at leading order:

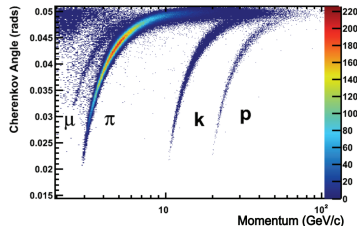
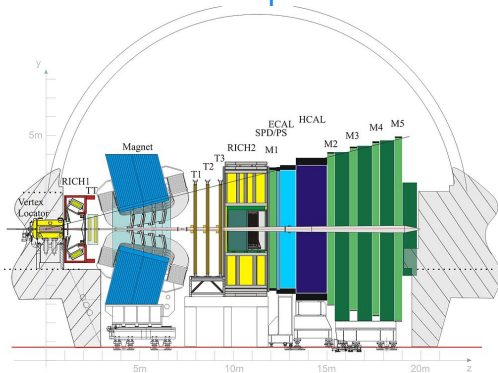
$$P'_5 = \frac{J_5 + \bar{J}_5}{2\sqrt{-(J_2^c + \bar{J}_2^c)(J_2^s + \bar{J}_2^s)}} \quad (4)$$

LHCb detector - tracking



- Excellent Impact Parameter (IP) resolution ($20 \mu\text{m}$).
⇒ Identify secondary vertices from heavy flavour decays
- Proper time resolution $\sim 40 \text{ fs}$.
⇒ Good separation of primary and secondary vertices.
- Excellent momentum ($\delta p/p \sim 0.4 - 0.6\%$) and inv. mass resolution.
⇒ Low combinatorial background.

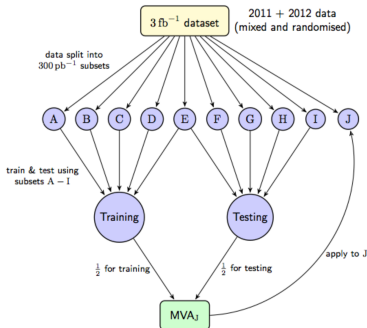
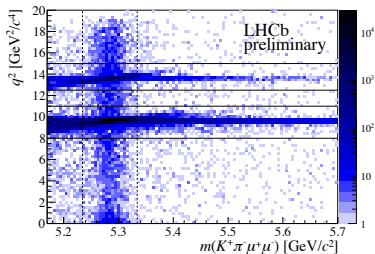
LHCb detector - particle identification



- Excellent Muon identification $\epsilon_{\mu \rightarrow \mu} \sim 97\%$, $\epsilon_{\pi \rightarrow \mu} \sim 1 - 3\%$
- Good $K - \pi$ separation via RICH detectors, $\epsilon_{K \rightarrow K} \sim 95\%$,
 $\epsilon_{\pi \rightarrow K} \sim 5\%$.
⇒ Reject peaking backgrounds.
- High trigger efficiencies, low momentum thresholds. Muons:
 $p_T > 1.76 \text{ GeV}$ at L0, $p_T > 1.0 \text{ GeV}$ at HLT1,
 $B \rightarrow J/\psi X$: Trigger $\sim 90\%$.

LHCb update of the $B^0 \rightarrow K^* \mu^- \mu^+$, Selection

- PID, kinematics and isolation variables used in a Boosted Decision Tree (BDT) to discriminate signal and background.
- Reject the regions of J/ψ and $\psi(2S)$.
- Specific vetos for backgrounds: $\Lambda_b \rightarrow pK\mu\mu$, $B_s^0 \rightarrow \phi\mu\mu$, etc.
- Using k-Fold technique and signal proxy $B \rightarrow J/\psi K^*$ for training the BDT.
- Improved selection allowed for finer binning than the 1fb^{-1} analysis.

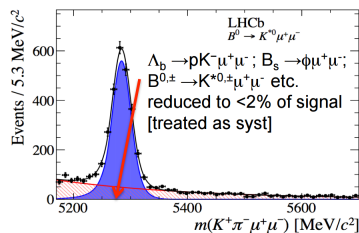


LHCb update of the $B^0 \rightarrow K^* \mu^- \mu^+$, Selection

- Signal modelled by a sum of two Crystal-Ball functions.
- Shape is defined using $B \rightarrow J/\psi K^*$ and corrected for q^2 dependency.
- Combinatorial background modelled by exponent.

- $K\pi$ system:

- Rel. Breit Wigner for P-wave
- LASS model for the S-wave.
- Linear model for background.



- In total we found 2398 ± 57 candidates in the $(0.1, 19) \text{ GeV}^2$ q^2 region.
- 624 ± 30 candidates in the theoretically the most interesting $(1.1 - 6.0) \text{ GeV}^2$ region.

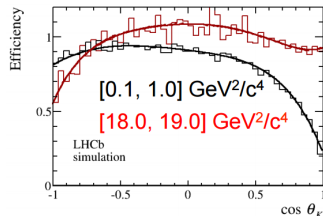
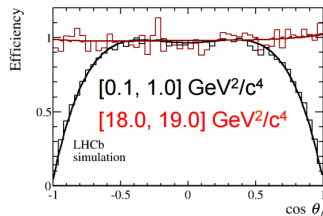
Detector acceptance

- Detector distorts our angular distribution.
- We need to model this effect.
- 4D function is used:

$$\epsilon(\cos \theta_l, \cos \theta_k, \phi, q^2) = \sum_{ijkl} P_i(\cos \theta_l) P_j(\cos \theta_k) P_k(\phi) P_l(q^2),$$

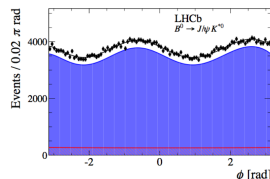
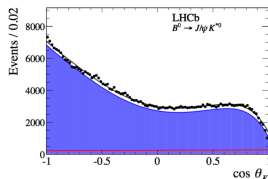
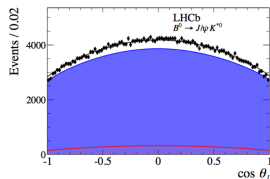
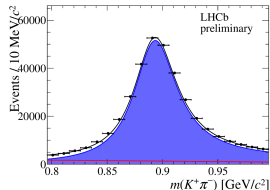
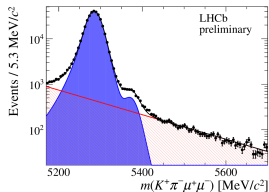
where P_i is the Legendre polynomial of order i .

- We use up to 4th, 5th, 6th, 5th order for the $\cos \theta_l, \cos \theta_k, \phi, q^2$.

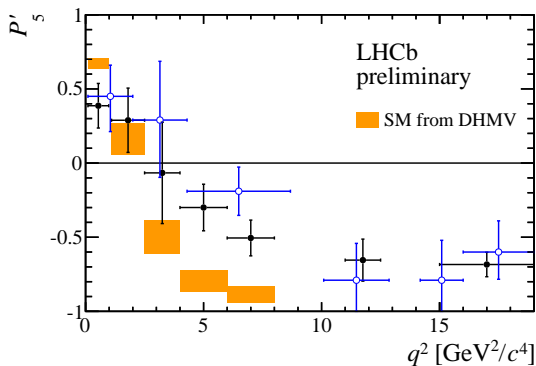


Control channel

- We tested our unfolding procedure on $B \rightarrow J/\psi K^*$.
- The result is in perfect agreement with other experiments and our different analysis of this decay.

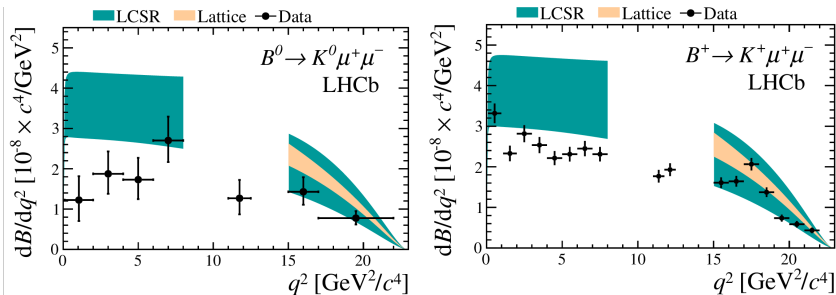


Results in $B \rightarrow K^* \mu \mu$

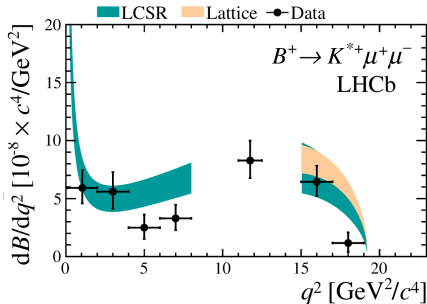


- Tension with 3 fb^{-1} gets confirmed!
- The two bins deviate both in 2.8σ from SM prediction.
- Result compatible with previous result.

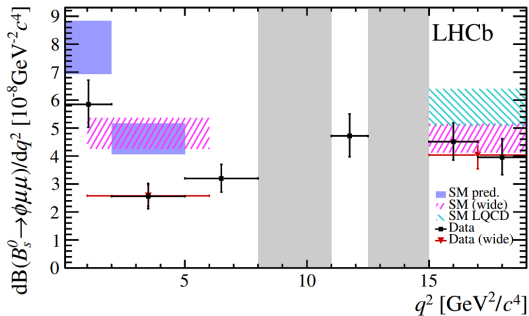
Branching fraction measurements of $B \rightarrow K^{*\pm} \mu\mu$



- Despite large theoretical errors the results are consistently smaller than SM prediction.

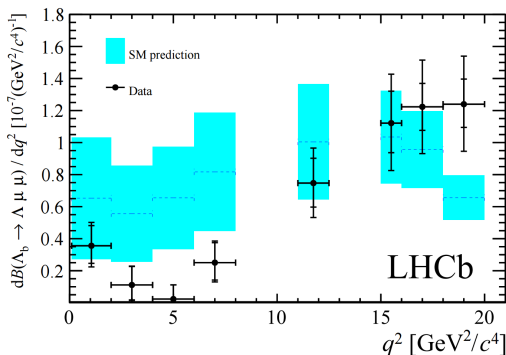


Branching fraction measurements of $B_s^0 \rightarrow \phi\mu\mu$



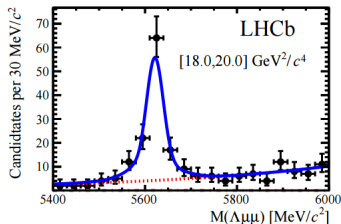
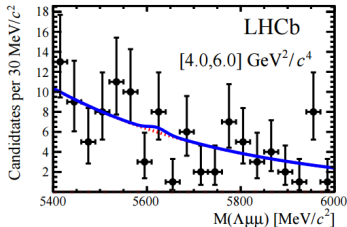
- Recent LHCb measurement [JHEPP09 (2015) 179].
- Suppressed by $\frac{f_s}{f_d}$.
- Cleaner because of narrow ϕ resonance.
- 3.3σ deviation in SM in the $1 - 6 \text{ GeV}^2$ bin.

Branching fraction measurements of $\Lambda_b \rightarrow \Lambda \mu \mu$



- This years LHCb measurement [JHEP 06 (2015) 115].
- In total ~ 300 candidates in data set.
- Decay not present in the low q^2 .

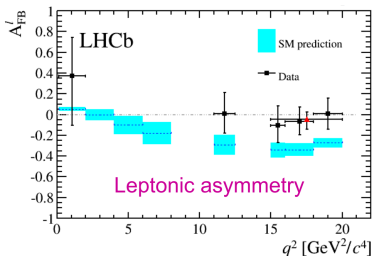
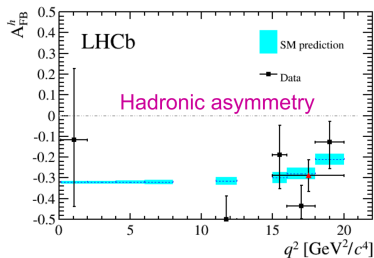
Branching fraction measurements of $\Lambda_b \rightarrow \Lambda \mu \mu$



- This years LHCb measurement [JHEP 06 (2015) 115].
- In total ~ 300 candidates in data set.
- Decay not present in the low q^2 .

Angular analysis of $\Lambda_b \rightarrow \Lambda \mu \mu$

- For the bins in which we have $> 3 \sigma$ significance the forward backward asymmetry for the hadronic and leptonic system.



- A_{FB}^H is in good agreement with SM.
- A_{FB}^ℓ always in above SM prediction.

Lepton universality test

- If Z' is responsible for the P'_5 anomaly, does it couple equally to all flavours?

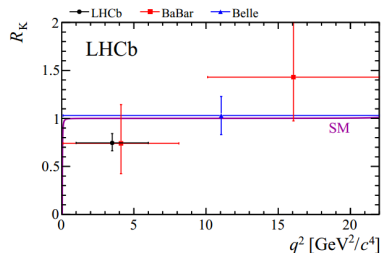
$$R_K = \frac{\int_{q^2=1 \text{ GeV}^2/c^4}^{q^2=6 \text{ GeV}^2/c^4} (dB[B^+ \rightarrow K^+ \mu^+ \mu^-]/dq^2) dq^2}{\int_{q^2=1 \text{ GeV}^2/c^4}^{q^2=6 \text{ GeV}^2/c^4} (dB[B^+ \rightarrow K^+ e^+ e^-]/dq^2) dq^2} = 1 \pm \mathcal{O}(10^{-3}) .$$

- Challenging analysis due to bremsstrahlung.
- Migration of events modeled by MC.
- Correct for bremsstrahlung.
- Take double ratio with $B^+ \rightarrow J/\psi K^+$ to cancel systematics.

- In 3fb^{-1} , LHCb measures

$$R_K = 0.745^{+0.090}_{-0.074}(\text{stat.})^{+0.036}_{-0.036}(\text{syst.})$$

- Consistent with SM at 2.6σ .



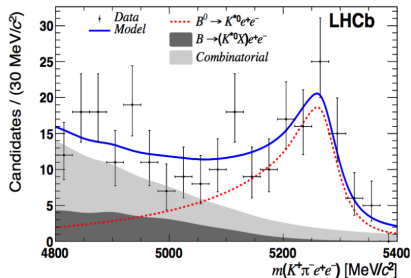
- Phys. Rev. Lett. 113, 151601 (2014)

Angular analysis of $B^0 \rightarrow K^* e e$

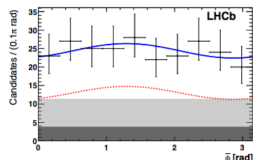
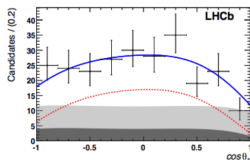
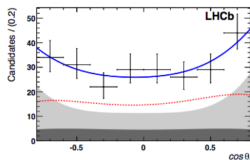
- With the full data set (3fb^{-1}) we performed angular analysis in $0.0004 < q^2 < 1 \text{ GeV}^2$.
- Electrons channels are extremely challenging experimentally:
 - Bremsstrahlung.
 - Trigger efficiencies.
- Determine the angular observables: F_L , $A_T^{(2)}$, A_T^{Re} , A_T^{Im} :

$$\begin{aligned} F_L &= \frac{|A_0|^2}{|A_0|^2 + |A_{||}|^2 + |A_{\perp}|^2} \\ A_T^{(2)} &= \frac{|A_{\perp}|^2 - |A_{||}|^2}{|A_{\perp}|^2 + |A_{||}|^2} \\ A_T^{\text{Re}} &= \frac{2\mathcal{R}e(A_{||L}A_{\perp L}^* + A_{||R}A_{\perp R}^*)}{|A_{||}|^2 + |A_{\perp}|^2} \\ A_T^{\text{Im}} &= \frac{2\mathcal{I}m(A_{||L}A_{\perp L}^* + A_{||R}A_{\perp R}^*)}{|A_{||}|^2 + |A_{\perp}|^2}, \end{aligned} \tag{5}$$


Angular analysis of $B^0 \rightarrow K^* e e$



- Results in full agreement with the SM.
- Similar strength on C_7 Wilson coefficient as from $b \rightarrow s \gamma$ decays.



Theory implications

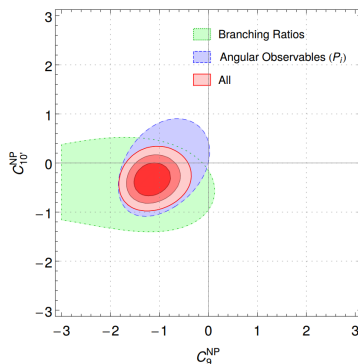
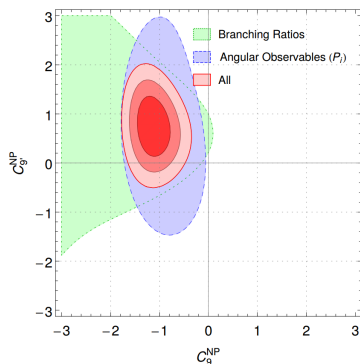


Theory implications

- A preliminary fit prepared by S. Descotes-Genon, L. Hofer, J. Matias, J. Virto, presented at [1510.04239](#)
- Took into the fit:
 - $\mathcal{B}(B \rightarrow X_s \gamma) = (3.36 \pm 0.23) \times 10^{-4}$, Misiak et. al. 2015.
 - $\mathcal{B}(B \rightarrow \mu\mu)$, theory: Bobeth et al 2013, experiment: LHCb+CMS average (2015)
 - $\mathcal{B}(B \rightarrow X_s \mu\mu)$, Huber et al 2015
 - $\mathcal{B}(B \rightarrow K \mu\mu)$, Bouchard et al 2013, 2015
 - $PB_{(s)} \rightarrow K^*(\phi)\mu\mu$, Horgan et al 2013
 - $B \rightarrow Kee$, $B \rightarrow K^*ee$ and R_k .
- Overall there is around 4.5σ discrepancy wrt. SM.

Theory implications

- A preliminary fit prepared by S. Descotes-Genon, L. Hofer, J. Matias, J. Virto, presented at [1510.04239](#)
- The data can be explained by modifying the C_9 Wilson coefficient.
- Overall there is around 4.5σ discrepancy wrt. SM.



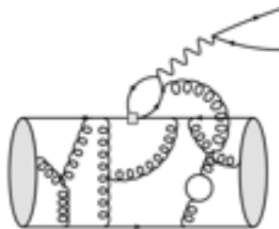
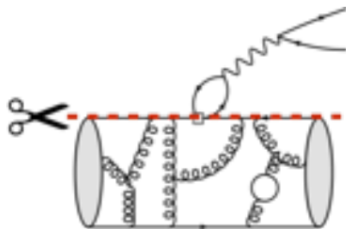
Theory implications

Coefficient	Best fit	1σ	3σ	Pull _{SM}	p-value (%)
C_7^{NP}	-0.02	[-0.04, -0.00]	[-0.07, 0.04]	1.1	16.0
C_9^{NP}	-1.11	[-1.32, -0.89]	[-1.71, -0.40]	4.5	62.0
C_{10}^{NP}	0.58	[0.34, 0.84]	[-0.11, 1.41]	2.5	25.0
$C_{7'}^{\text{NP}}$	0.02	[-0.01, 0.04]	[-0.05, 0.09]	0.7	15.0
$C_{9'}^{\text{NP}}$	0.49	[0.21, 0.77]	[-0.33, 1.35]	1.8	19.0
$C_{10'}^{\text{NP}}$	-0.27	[-0.46, -0.08]	[-0.84, 0.28]	1.4	17.0
$C_9^{\text{NP}} = C_{10}^{\text{NP}}$	-0.21	[-0.40, 0.00]	[-0.74, 0.55]	1.0	16.0
$C_9^{\text{NP}} = -C_{10}^{\text{NP}}$	-0.69	[-0.88, -0.51]	[-1.27, -0.18]	4.1	55.0
$C_{9'}^{\text{NP}} = C_{10'}^{\text{NP}}$	-0.09	[-0.35, 0.17]	[-0.88, 0.66]	0.3	14.0
$C_{9'}^{\text{NP}} = -C_{10'}^{\text{NP}}$	0.20	[0.08, 0.32]	[-0.15, 0.56]	1.7	19.0
$C_9^{\text{NP}} = -C_{9'}^{\text{NP}}$	-1.09	[-1.28, -0.88]	[-1.62, -0.42]	4.8	72.0
$C_9^{\text{NP}} = -C_{10}^{\text{NP}}$ $= -C_{9'}^{\text{NP}} = -C_{10'}^{\text{NP}}$	-0.68	[-0.49, -0.49]	[-1.36, -0.15]	3.9	50.0
$C_9^{\text{NP}} = -C_{10}^{\text{NP}}$ $= C_{9'}^{\text{NP}} = -C_{10'}^{\text{NP}}$	-0.17	[-0.29, -0.06]	[-0.54, 0.18]	1.5	18.0

Table 2: *Best-fit points, confidence intervals, pulls for the SM hypothesis and p-values for different one-dimensional NP scenarios.*

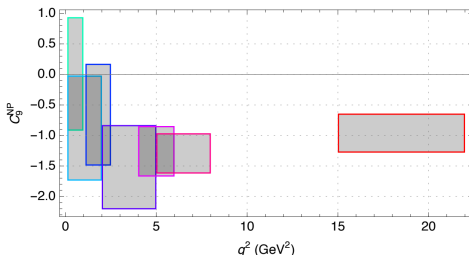
If not NP?

- We are not there yet!
- There might be something not taken into account in the theory.
- Resonances (J/ψ , $\psi(2S)$) tails can mimic NP effects.
- There might be some non factorizable QCD corrections.
" However, the central value of this effect would have to be significantly larger than expected on the basis of existing estimates" D.Straub, 1503.06199 .



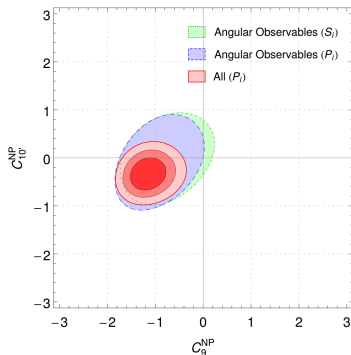
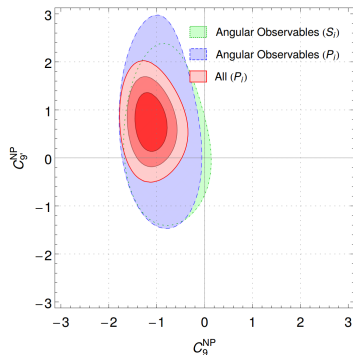
If not NP?

- We are not there yet!
- There might be something not taken into account in the theory.
- Resonances (J/ψ , $\psi(2S)$) tails can mimic NP effects.
- There might be some non factorizable QCD corrections.
” However, the central value of this effect would have to be significantly larger than expected on the basis of existing estimates” D.Straub, 1503.06199 .



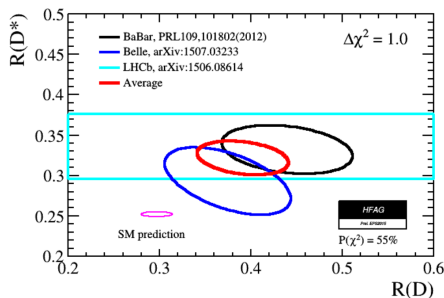
If not NP?

- How about our clean P_i observables?
- The QCD cancel as mentioned only at leading order.
- Comparison to normal observables with the optimised ones.



There is more!

- There is one other LUV decay recently measured by LHCb.
- $R(D^*) = \frac{\mathcal{B}(B \rightarrow D^* \tau \nu)}{\mathcal{B}(B \rightarrow D^* \mu \nu)}$
- Clean SM prediction: $R(D^*) = 0.252(3)$, PRD 85 094025 (2012)
- LHCb result: $R(D^*) = 0.336 \pm 0.027 \pm 0.030$, HFAG average:
 $R(D^*) = 0.322 \pm 0.022$
- 3.9σ discrepancy wrt. SM.



Conclusions

- Clear tensions wrt. SM predictions!
- Measurements cluster in the same direction.
- We are not opening the champagne yet!
- Still need improvement both on theory and experimental side.
- Time will tell if this is QCD+fluctuations or new Physics:

Conclusions

- Clear tensions wrt. SM predictions!
- Measurements cluster in the same direction.
- We are not opening the champagne yet!
- Still need improvement both on theory and experimental side.
- Time will tell if this is QCD+fluctuations or new Physics:

“... when you have eliminated all the Standard Model explanations, whatever remains, however improbable, must be New Physics.”
prof. Joaquim Matias

Thank you for the attention!

