

Update on $\tau \rightarrow \mu\mu\mu$ searches



J.Albrecht¹, M.Calvi², M.Chrzaszcz^{3,4}, L. Gavardi², J.Harrison⁵,
B. Khanji², G. Lafferty⁵, E. Rodrigues⁵, N. Serra³, P. Seyfert⁶

September 19, 2013

¹ Dortmund, ² Milano, ³ Zurich, ⁴ Krakow,

⁵ Manchester, ⁶ Heidelberg



**University of
Zurich**^{UZH}

- 1 MC Samples
- 2 Normalization
- 3 Peaking backgrounds
- 4 MVA development
- 5 Binning optimisation
- 6 Model dependence
- 7 Conclusions



1fb^{-1} analysis of $\tau \rightarrow \mu\mu\mu$
and $\tau \rightarrow \rho\mu\mu$ appeared in
PLB.

Contents lists available at SciVerse ScienceDirect

Physics Letters B

www.elsevier.com/locate/physletb

SEARCHES FOR VIOLATION OF LEPTON FLAVOUR AND BARYON NUMBER IN TAU LEPTON DECAYS AT LHCb[☆]

LHCb Collaboration

ARTICLE INFO

Article history:
Received 17 April 2013
Received in revised form 27 May 2013
Accepted 29 May 2013
Available online xxxx
Editor: L. Rolandi

ABSTRACT

Searches for the lepton flavour violating decay $\tau^- \rightarrow \mu^- \mu^+ \mu^-$ and the lepton flavour and baryon number violating decays $\tau^- \rightarrow \bar{p} \mu^+ \mu^-$ and $\tau^- \rightarrow p \mu^- \mu^-$ have been carried out using proton-proton collision data, corresponding to an integrated luminosity of 1.0 fb^{-1} , taken by the LHCb experiment at $\sqrt{s} = 7 \text{ TeV}$. No evidence has been found for any signal, and limits have been set at 90% confidence level on the branching fractions: $\mathcal{B}(\tau^- \rightarrow \mu^- \mu^+ \mu^-) < 8.0 \times 10^{-8}$, $\mathcal{B}(\tau^- \rightarrow \bar{p} \mu^+ \mu^-) < 3.3 \times 10^{-7}$ and $\mathcal{B}(\tau^- \rightarrow p \mu^- \mu^-) < 4.4 \times 10^{-7}$. The results for the $\tau^- \rightarrow \bar{p} \mu^+ \mu^-$ and $\tau^- \rightarrow p \mu^- \mu^-$ decay modes represent the first direct experimental limits on these channels.

© 2013 CERN. Published by Elsevier B.V. All rights reserved.

2011 results:

- 1 Obtained limit for $\tau \rightarrow \mu\mu\mu$: 8.0×10^{-8} .
- 2 Belle(BaBar) results: $2.1(3.2) \times 10^{-8}$ at 90% CL.
- 3 For 2012 + 2011 planned to implement several improvements.



For now we use:

- 1 Stripping 20.
- 2 Signal sample: official+Krakow produced sample ($1M + 1M$).
- 3 *bb* and *cc* samples: official+Krakow. In total 30M events.
- 4 General strategy stays the same as 2011.



Cross section update

Analysis uses the knowledge of $c\bar{c}$ and $b\bar{b}$ cross sections. In 2011 both were measured by LHCb. For 2012 for the moment we assume:

- $\sigma_{b\bar{b}}^{8TeV} = 298 \pm 36 \mu b$ from LHCb-PAPER-2013-016
- $\sigma_{c\bar{c}}^{8TeV} = \sigma_{c\bar{c}}^{7TeV} \times \frac{8}{7} = 6950 \pm 1100 \mu b$

Cross checks on $c\bar{c}$

- 1 Pythia cross section calculation.
- 2 Comparing D_s yields in data.

Generated MC samples

- 1 In the 2011 analysis one of the complications from MC was the wrong mixture of tau sources.
- 2 For 2012 we solved this problem by simulating signal in 5 parts. One for each production channel:

$$\tau \rightarrow \mu\mu\mu = \begin{cases} B \rightarrow \tau \rightarrow \mu\mu\mu & 11.6\% \\ B \rightarrow D_s \rightarrow \tau \rightarrow \mu\mu\mu & 8.7\% \\ B \rightarrow D \rightarrow \tau \rightarrow \mu\mu\mu & 0.2\% \\ D_s \rightarrow \tau \rightarrow \mu\mu\mu & 75.0\% \\ D \rightarrow \tau \rightarrow \mu\mu\mu & 4.4\% \end{cases}$$



MC Generator Cuts

In order to use computing resources in more efficient way we introduced generator level cuts.

| Signal sample ¹ | | Background sample(Dimuon) ² | |
|----------------------------|-------------------|--|-------------------|
| $p_{t\mu}$ | $> 250\text{MeV}$ | $p_{t\mu}$ | $> 280\text{MeV}$ |
| p_{μ} | $> 2.5\text{GeV}$ | p_{μ} | $> 2.9\text{GeV}$ |
| | | $m(\mu\mu)$ | $< 4.5\text{GeV}$ |
| | | DOCA($\mu\mu$) | $< 0.35\text{mm}$ |

Gain a factor of $\sim 2 - 3$ in signal statistics compared to 2011 and factor of 8 in background.

¹ $X \rightarrow \tau \rightarrow 3\mu, D_s \rightarrow \eta(\mu\mu\gamma)\mu\nu, D_s \rightarrow \phi(\mu\mu)\pi$

² $c\bar{c}, b\bar{b}$



Trigger lines

In 2011 we took all trigger lines into account. Studies shown we can gain on limiting ourselves to specific lines (2011 data sample).

| Line Name | ϵ [%] | ϵ' [%] | β [%] | β' [%] |
|-------------------------|----------------|-----------------|-------------|--------------|
| Hlt2CharmSemilepD2HMuMu | 81.7 | 81.7 | 56.8 | 56.8 |
| Hlt2DiMuonDetached | 75.0 | 12.5 | 54.1 | 17.6 |
| Hlt2TriMuonTau | 66.3 | 2.9 | 60.0 | 12.2 |
| Others | - | 2.2 | - | 11.6 |

, where ϵ is the signal efficiency (any Hlt2physics), ϵ' is the gain of the efficiency.

β is the efficiency of background and β' is the gain of the bck efficiency

Rule of thumb (using $\frac{s}{\sqrt{b}}$ FOM) tells us that we can gain $\mathcal{O}(5\%)$.



Normalization channel

As last year we will use $D_s \rightarrow \phi(\mu\mu)\pi$. Similarly to signal channels we produced them with correct proportion:

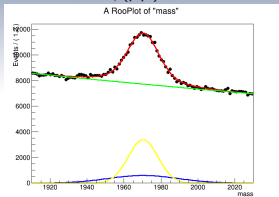
- 1 $cc \rightarrow D_s \rightarrow \phi(\mu\mu)\pi$ 89.7%
- 2 $bb \rightarrow D_s \rightarrow \phi(\mu\mu)\pi$ 10.3%

We avoid reweighting of the samples as in 2011.



Mass correction

$D_s \rightarrow \phi(\mu\mu)\pi$ in data.

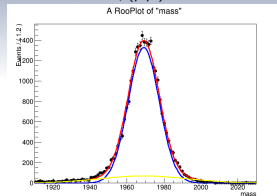


- mean = $1770.3 \pm 0.9 \text{ MeV}$

- $m_{\tau \rightarrow 3\mu} = \frac{1770.3}{1769.1} \times 1777.7 = 1778.8 \pm 1.1 \text{ MeV}$

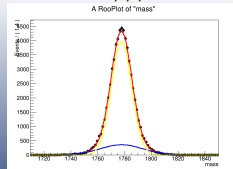
In agreement with 2011.

$D_s \rightarrow \phi(\mu\mu)\pi$ in MC.



- mean = $1769.1 \pm 0.60 \text{ MeV}$

Fit $\tau \rightarrow \mu\mu\mu$ in MC.



Update on $\tau \rightarrow \mu\mu\mu$ searches



Background samples normalization

For the normalization of background samples ($c\bar{c}$ and $b\bar{b}$) we used generator cuts efficiencies and corrected the nominal cross section accordingly:

$$\mathcal{L} = \frac{N_{MC}}{\varepsilon_{acc} \times \varepsilon_{gen} \times \sigma_{LHCb}}$$

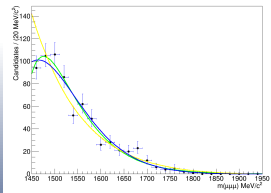
The obtained luminosities(per 1M events):

- 1 $\mathcal{L}_{cc} = 0.25 \pm 0.04 pb^{-1}$
- 2 $\mathcal{L}_{bb} = 1.20 \pm 0.15 pb^{-1}$

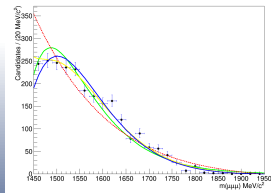
Dominant uncertainty from the cross section.

$$D_s \rightarrow \eta(\mu\mu\gamma)\mu\nu$$

- 1 The dominant background source of peaking background in this analysis is $D_s \rightarrow \eta(\mu\mu\gamma)\mu\nu$
- 2 In 2011 we suffered from lack of MC statistics.
- 3 Thanks to generator cuts our pdfs became more stable.
- 4 Pdf used: $\mathcal{P} = \exp(m) \times \text{Pol}^n(m)$



PID:0.65; 0.725,GEO:-0.48; 0.05

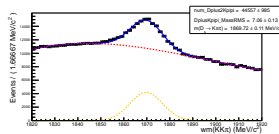
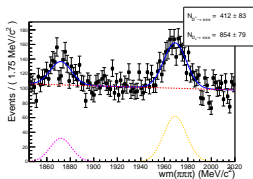
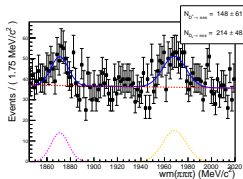


PID:0.725; 0.0.86,GEO:0.35; 0.65

Update on $\tau \rightarrow \mu\mu\mu$ searches

$D \rightarrow hhh$

In 2011 we saw a triple miss-ID background: $D^+ \rightarrow K\pi\pi$. This background was in trash-bins that were not used in the analysis. Also new sources of $bck(D_x \rightarrow 3\pi)$ are well under control.



- 2011 data

- 2012 data

- 2012 data

In 2012 there is still no significant amount of triple mis-ID background in the bins important to the analysis.



Isolating parameters

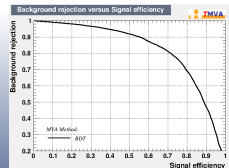
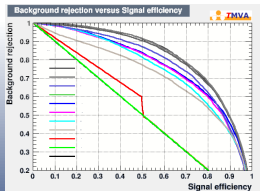
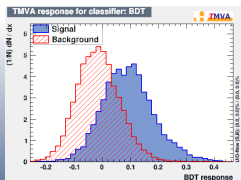
Inputs for isolating parameter (based on Giampiero work):

| Variable | Description |
|-------------|--|
| IP χ^2 | Impact parameter χ^2 wrt any PV |
| IP | Impact parameter wrt any PV |
| angle | angle between μ and track |
| doca | doca between the μ and the track |
| PVdis | $ \vec{TV} - \vec{PV} $, signed according to $z_{TV} - z_{PV}$. |
| SVdis | $ \vec{TV} - \vec{SV} $, signed according to $z_{STV} - z_{PV}$. |
| fc | $\frac{ \vec{P}_\mu + \vec{P}_{tr} \times \alpha }{ \vec{P}_\mu + \vec{P}_{tr} \times \alpha + P_{T_\mu} + P_{T_{tr}} }^3$ |

³ α is the angle between $\vec{P}_\mu + \vec{P}_{tr}$ and $\vec{PV} - \vec{TV}$

Isolating parameters

- ① In 2011 we used the isolation parameter developed for $B_s^0 \rightarrow \mu\mu$. For 2012 data we optimised the isolation parameter for our channel based on MVA(BDT).
- ② We follow two approaches: train a MVA on signal vs. bkg tracks, and the isolating vs. non-isolating tracks.
- ③ We see a big improvement compared to old isolation.





Ensemble Selection

- 1 In the last few years people winning leading machine learning contests started to combine their classifiers to squeeze the best out of them.
- 2 This technique/method is known as Ensemble Selection or Blending.
- 3 The plan for $\tau \rightarrow \mu\mu\mu$ is to take it to the next level.
- 4 Combine not only different signal classifiers, but also different τ sources (slide 4).
- 5 Allows for usage of different isolating parameters for each channel.

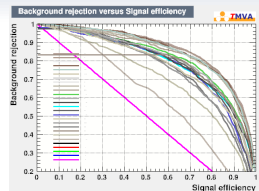
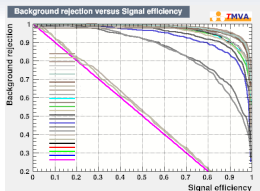
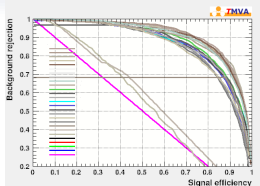


Ensemble Selection - How to

How to make an Ensemble Selection

- 1 Construct a reduced training set.
- 2 Train you different models on the reduced training set.
- 3 Combine/Blend all the models on the rest of the data set.
- 4 The output is a function that mixes the individual model predictions into a blended prediction, hopefully better than any individual result.

Ensemble Selection

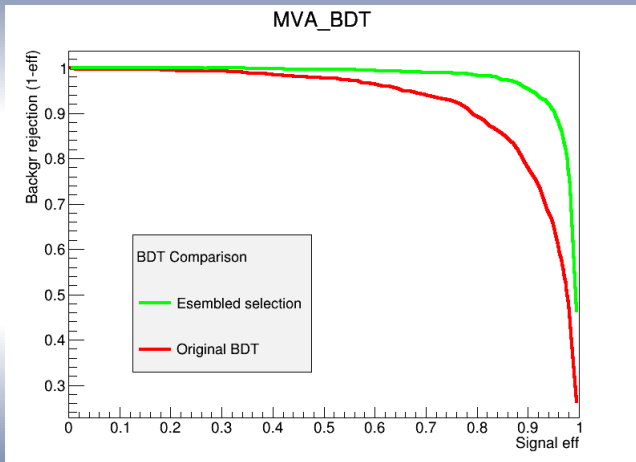


● $B \rightarrow D \rightarrow \tau$

● $D \rightarrow \tau$

● $B \rightarrow D_s \rightarrow \tau$

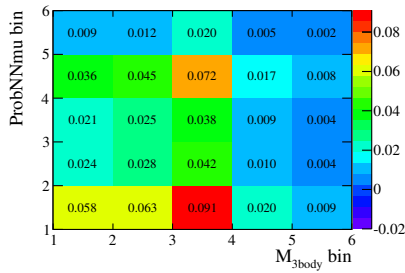
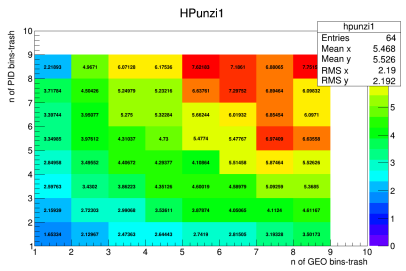
Ensemble Selection





Binning optimisation

For the 2011 analysis we had two classifiers: $PIDNN$ and M_{GEO} . Each of them we optimised separately. For the 2012 analysis we are performing a simultaneous 2D optimisation.



- FOM as a function of N. of bins.
- Signal efficiency in 2011 binning.



Model dependence

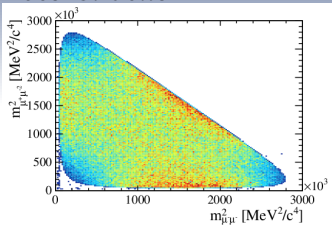
Minimal Lepton Flavour Violation Model^a

^aarXiv:0707.0988

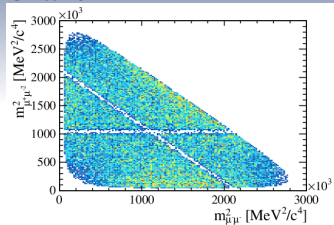
- In effective-field-theory we introduce new operators that at electro-weak scale are compatible with $SU(2)_L \times U(1)$.
- Left handed lepton doublets and right handed lepton singlets follow the group symmetry: $G_{LF} = SU(3)_L \times SU(3)_E$.
- LFV arises from breaking this group.
- We focus on three operators that have dominant contribution to NP:
 - 1 Purely left handed iterations: $(\bar{L}\gamma_\mu L)(\bar{L}\gamma^\mu L)$
 - 2 Mix term: $(\bar{R}\gamma_\mu R)(\bar{L}\gamma^\mu L)$
 - 3 Radiative operator: $g'(\bar{L}H\sigma_{\mu\nu}R)B^{\mu\nu}$

Reweighting MC samples

Reconstruction:



Offline:



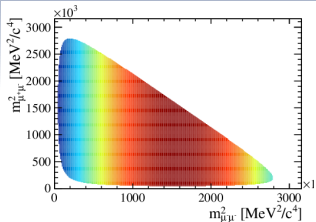
$$\epsilon_{gen\&rec} = C_{gen\&rec}^{\text{LHCbMC}} \sum \rho^{\text{model}}(m_{12}, m_{23}) \quad (1)$$

- Simulated signal events with PHSP
- Take into account reconstruction and selection.
- Reweight accordingly to a given distribution.

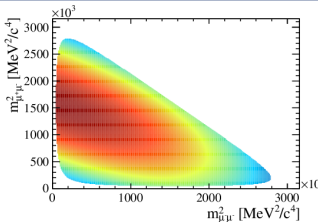


Reweighting MC samples

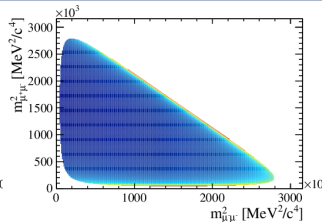
$$(\bar{L}\gamma_\mu L)(\bar{L}\gamma^\mu L)$$



$$(\bar{R}\gamma_\mu R)(\bar{L}\gamma^\mu L)$$



$$g'(\bar{L}H\sigma_{\mu\nu}R)B^{\mu\nu}$$



$$\epsilon_{gen\&rec} = C_{\epsilon_{gen\&rec}}^{LHCbMC} \sum \rho^{model}(m_{12}, m_{23}) \quad (1)$$

- Simulated signal events with PHSP
- Take into account reconstruction and selection.
- Reweight accordingly to a given distribution.

Conclusions

- 1 Analysis is well underway.
- 2 More efficient use of computing resources and increased MC statistics helps at all ends
- 3 Hope to improve the MVA/binning.

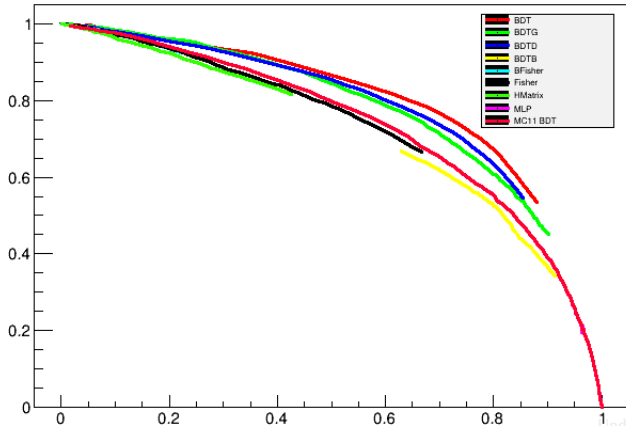




BACKUP

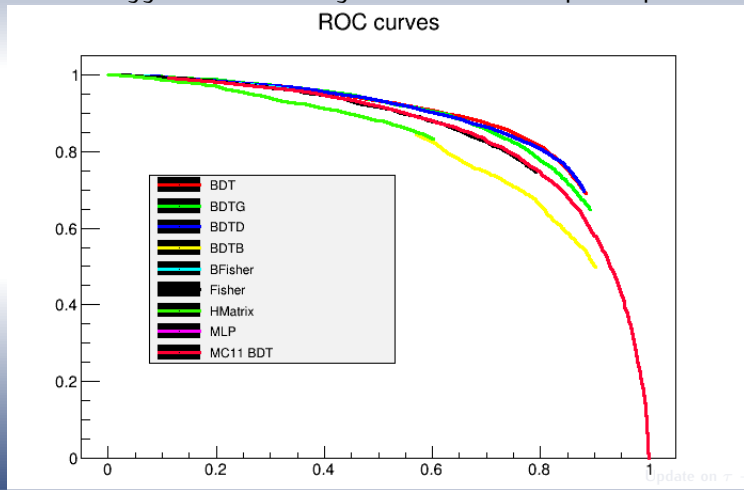
We really suck in selecting this channel.

ROC curves



$$B \rightarrow D_s \rightarrow \tau$$

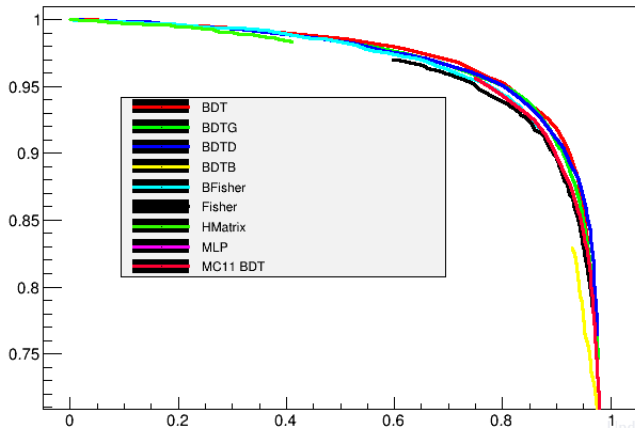
On the biggest contributing channel we are quite optimal.



$$D_s \rightarrow \tau$$

On the biggest contributing channel we are quite optimal.

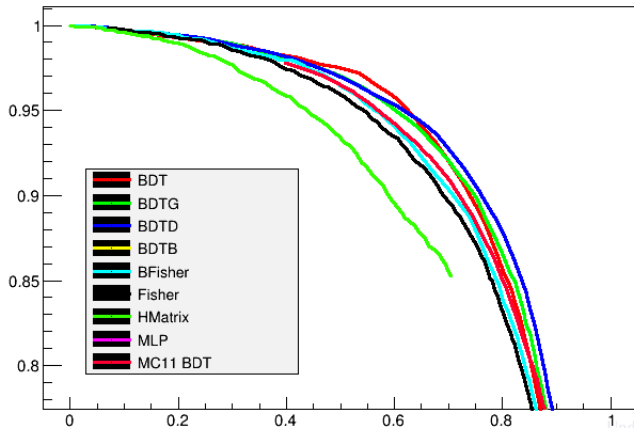
ROC curves



$$B \rightarrow D^+ \rightarrow \tau$$

On the biggest contributing channel we are quite optimal.

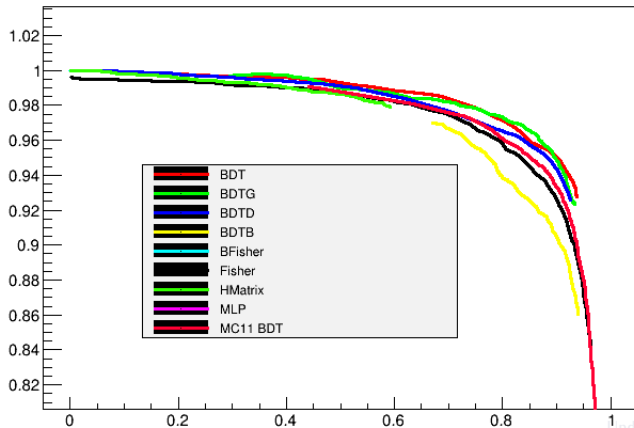
ROC curves



$$D^+ \rightarrow \tau$$

On the biggest contributing channel we are quite optimal.

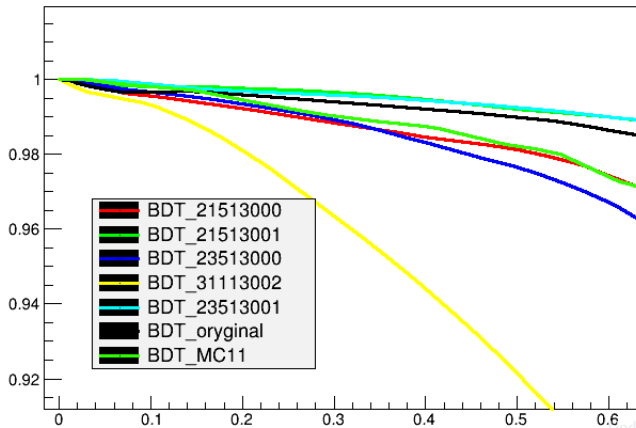
ROC curves



Comparison on mix sample

On the biggest contributing channel we are quite optimal.

ROC curves

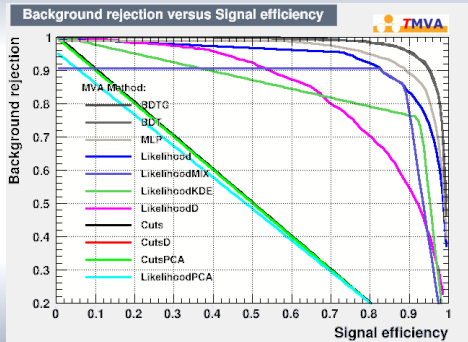
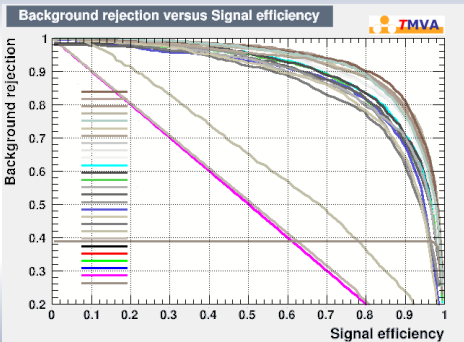




Conclusions on TMVA

- Each of the signal components is enormously larger than MVA trained on mix.
- Method looks very promising if we can find a nice blending method(work for next week).
- Maybe discussion on TMVA/MatrixNet/Neurobayes is next to leading order effect compared to this method?

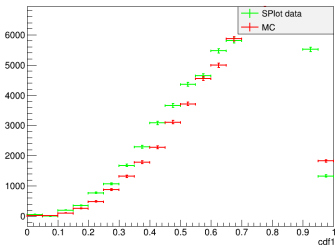
Comparison on mix sample



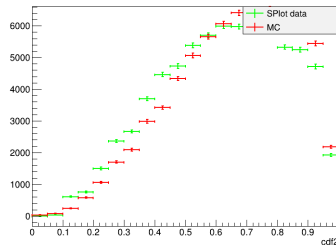


D_s correction

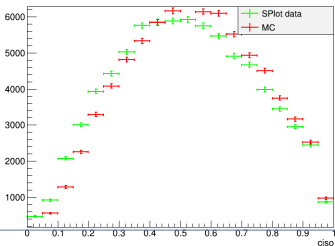
cdf1



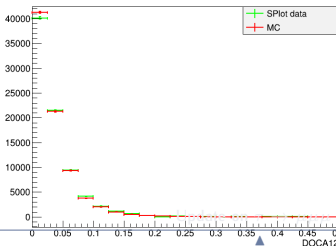
cdf2



ciso



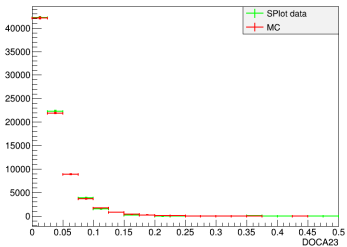
DOCA12



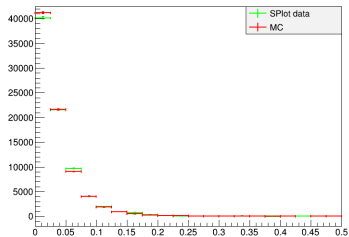


D_s correction

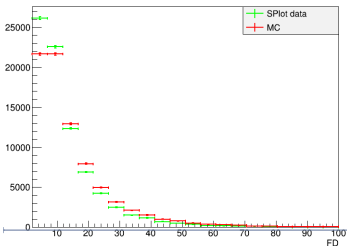
DOCA23



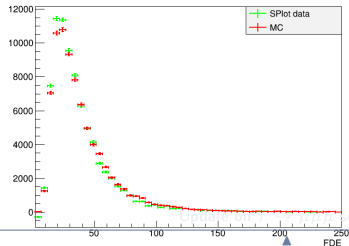
DOCA13



FD



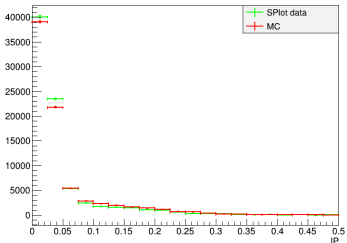
FDE



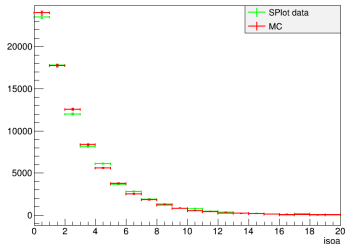


D_s correction

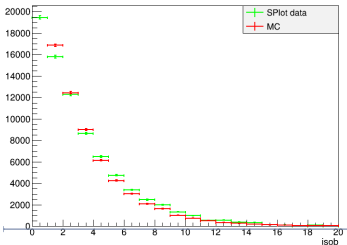
IP



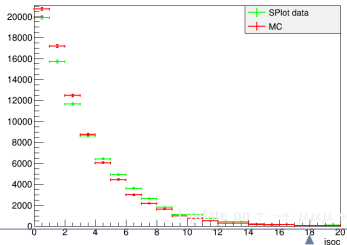
isoa



isob



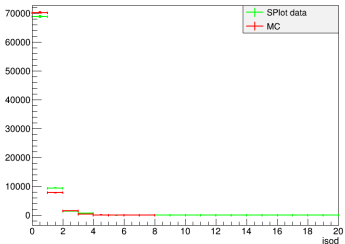
isoc



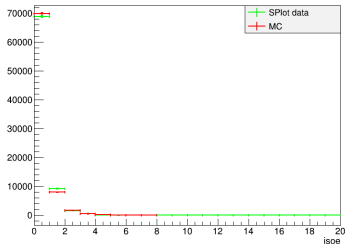


D_s correction

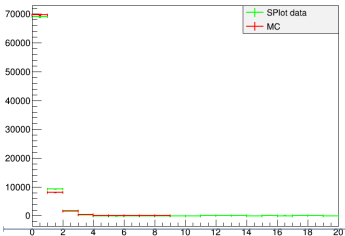
isod



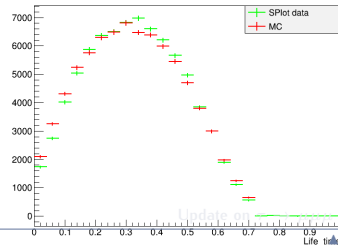
isoe



isof



Life_time

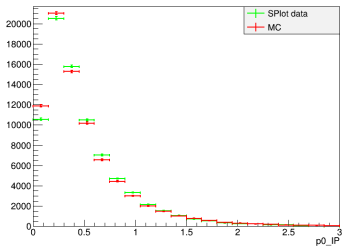


Update on searches

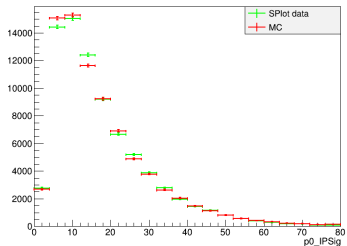


D_s correction

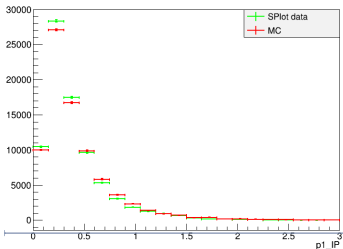
p0_IP



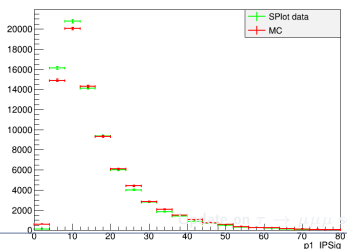
p0_IPSig



p1_IP

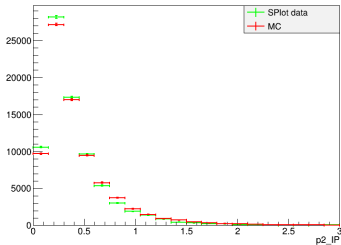


p1_IPSig

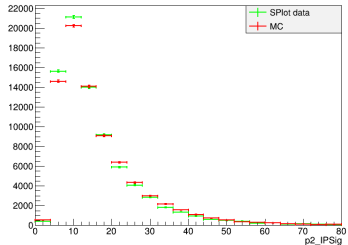


D_s correction

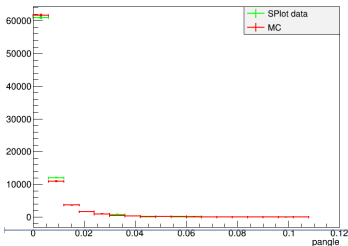
p2_IP



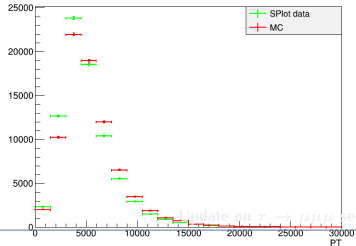
p2_IPSig



pangle



PT



D_s correction

