

Updates on activities.

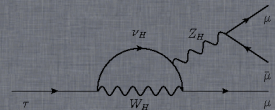
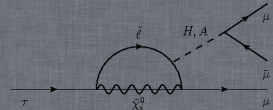
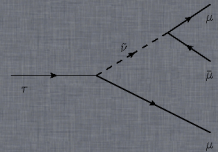
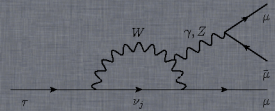
Marcin Chrzęszcz^{1,2}, Nicola Serra¹

¹ University of Zurich, ² Institute of Nuclear Physics, Krakow,

9th July 2013



University of
Zurich^{UZH}



Inflaton analysis

Introduction

Simulation

Resolution

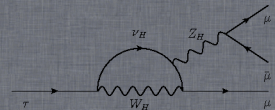
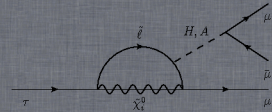
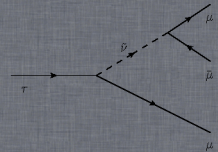
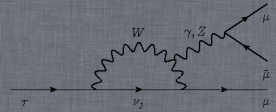
Summary

$\tau \rightarrow 3\mu$, $\tau \rightarrow p\mu\mu$ analysis

BEC and FDC

Other analysis with smaller progress

BACKUP



Inflaton analysis

Motivation:

- Probing low energy particle physics.

$$\mathcal{L}_{XSM} = \int \sqrt{-g} d^4x (\mathcal{L}_{SM} + \mathcal{L}_X + \mathcal{L}_{grav})$$

- Coupling to SM via scalar potential.
- Solves cosmological problems.
- Long lived particles. Life time $10^{-9} - 10^{-10} s$
- Mass $1 - 2 GeV$.
- Reheats the early universe.¹

¹arXiv:0912.0390, arXiv:1303.4395

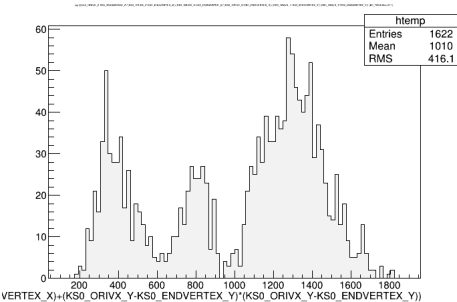
Work done so far

Work done:

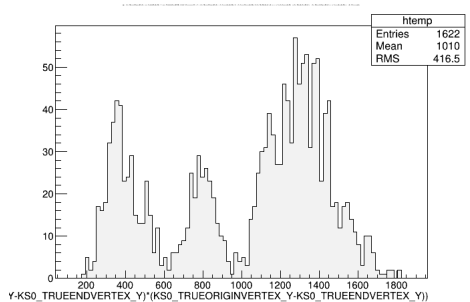
- Prepare a decfile. v27r8 released
- Simulated 1.3M events, pythia8, siom08.
- Implemented isolation parameters in DecayTreeTuple package(extrnal c++ module).
- Started looking at signal efficiency.
- Signal is split into two samples: Downstream μ and "normal" μ .

Flight distance of Inflaton

Reconstructed

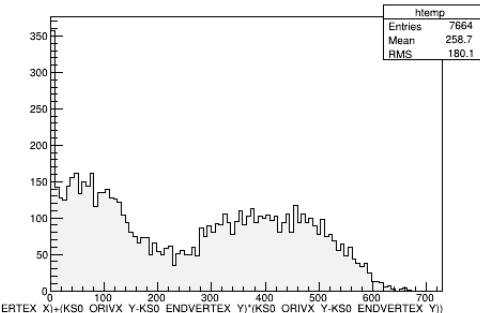


Truth Matched

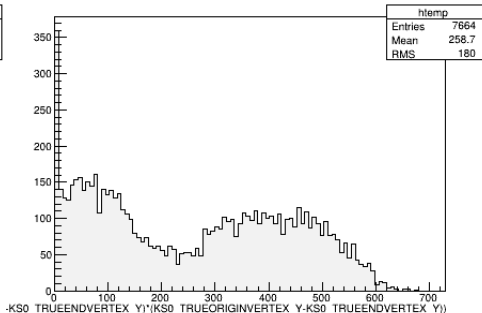


Flight distance of Inflaton, "normal" μ

Reconstructed

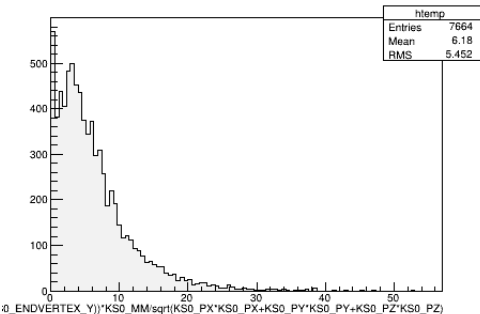


Truth Matched

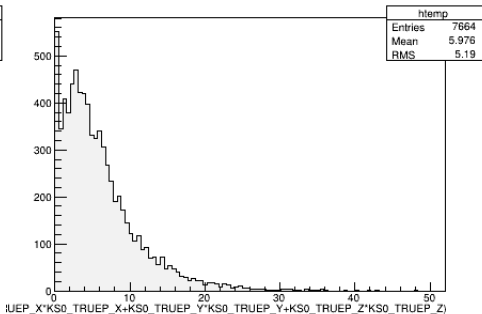


Life time of Inflaton, "normal" μ

Reconstructed

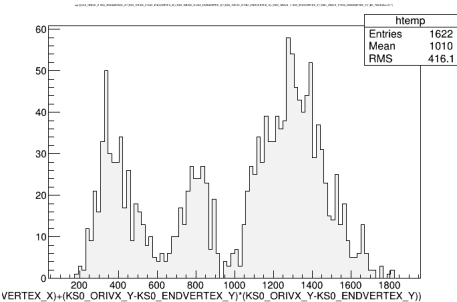


Truth Matched

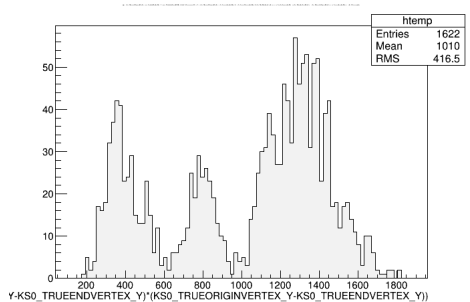


Flight distance of Inflaton, downstream μ

Reconstructed

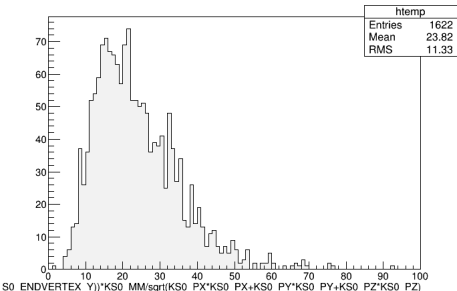


Truth Matched

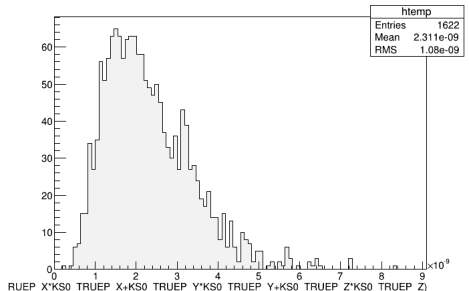


Life time of Inflaton, downstream μ

Reconstructed



Truth Matched



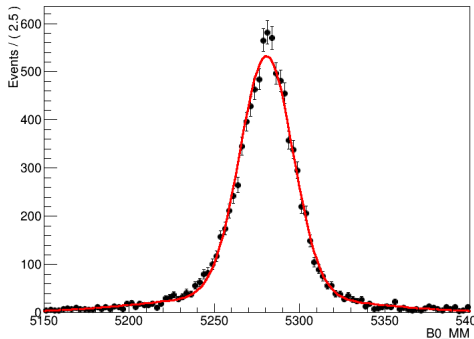
Mass Resolution

- Fitted separately for B^0 and χ
- Fitting model: Double Gauss.
- Single Gauss didn't work.
- We will account for MC/DATA difference.

Mass Resolution

StdMuons

A RooPlot of "B0_MM"

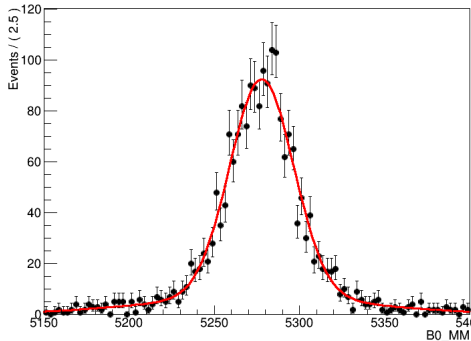


$$\begin{aligned} \text{mean}_1 &= 5.288 \times 10^{+03} \pm 0.21 \text{MeV}, \\ \text{mean}_2 &= 5.27 \times 10^{+03} \pm 1.56 \text{MeV} \\ \sigma_1 &= 58.8 \pm 2.24, \sigma_2 = 15.5 \pm 0.23 \end{aligned}$$

$$f = 0.79 \pm 0.01$$

Downstream

A RooPlot of "B0_MM"



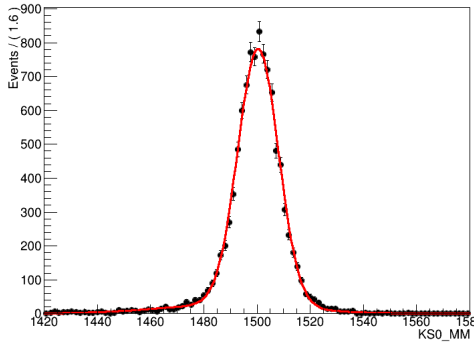
$$\begin{aligned} \text{mean}_1 &= 5.28 \times 10^{+03} \pm 4.18 \text{MeV}, \\ \text{mean}_2 &= 5.28 \times 10^{+03} \pm 0.56 \text{MeV} \\ \sigma_1 &= 66.6 \pm 7.56, \sigma_2 = 18.7 \pm 0.65 \end{aligned}$$

$$f = 0.21 \pm 0.02$$

Mass Resolution

StdMuons

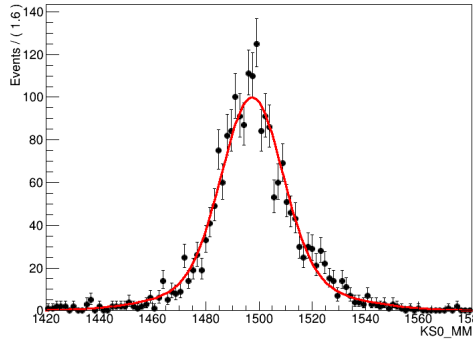
A RooPlot of "KS0_MM"



$$\begin{aligned} \text{mean}_1 &= 1.48893 \times 10^{+03} \pm 1.1 \text{MeV}, \\ \text{mean}_2 &= 1.50046 \times 10^{+03} \pm 0.09 \text{MeV} \\ \sigma_1 &= 25.7 \pm 0.83, \sigma_2 = 7.63 \pm 0.01 \\ f &= 0.104 \pm 0.007 \end{aligned}$$

Downstream

A RooPlot of "KS0_MM"



$$\begin{aligned} \text{mean}_1 &= 1.49880 \times 10^{+03} \pm 1.41 \text{MeV}, \\ \text{mean}_2 &= 1.49743 \times 10^{+03} \pm 0.51 \text{MeV} \\ \sigma_1 &= 27.3 \pm 2.57, \sigma_2 = 11.34 \pm 0.88 \\ f &= 0.28 \pm 0.075 \end{aligned}$$

Summary on inflaton

- Good reconstruction of life time. 😊
- Excellent mass resolution. 😊
- Data from 2011 and 2012 are being processing with our preselection on DIRAC as we speak. 😊
- Poor efficiency: $\varepsilon_{rex} \times \varepsilon_{stripping} = 1\%$ 😞
- Need to investigate if this is due to reco or stripping.

$\tau \rightarrow 3\mu, \tau \rightarrow \rho\mu\mu$ analysis

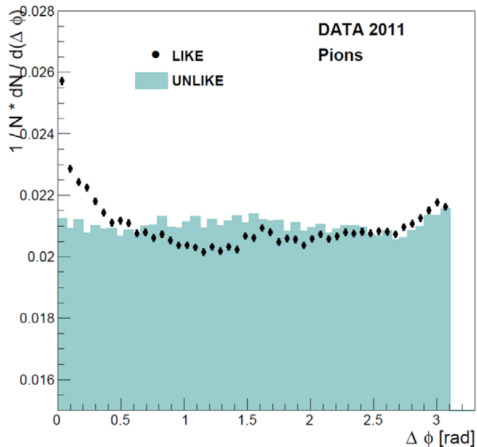
Where do we stand(last week development):

- Over 20 new DecFiles committed(Patrick will kill me).
- No more problem with reweighing the MC. 😊
- Smaller systematics.
- Implemented Generator cuts. Gained 10x in retention.
- Produced yesterday ntuples with new MC(done by me).
- Background grown more than expected in 2012.
- Investigating new trigger lines.
- Will have the conclusion on triggers for tomorrow's $\tau \rightarrow 3\mu$ meeting.

Where do we stand(last week development):

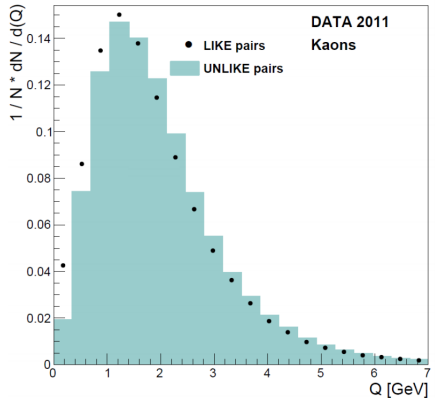
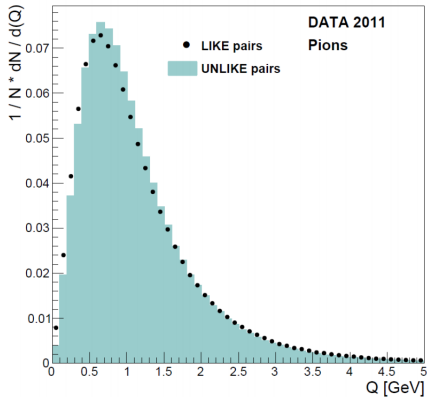
- I froze preselection.Moved only to PIDNN.(backup slides).
- Produce ntuples 2011+2012 data.
- We see enhancement in low q^2 region.
- Problems implementing LCMS.
- Thrust axis doesn't make sense in LHCb.
- On Wed soft-QCD prof. Bialas has talk about BEC ,discussion planned.

BEC and FDC



Enhancement in low ϕ region.

BEC and FDC



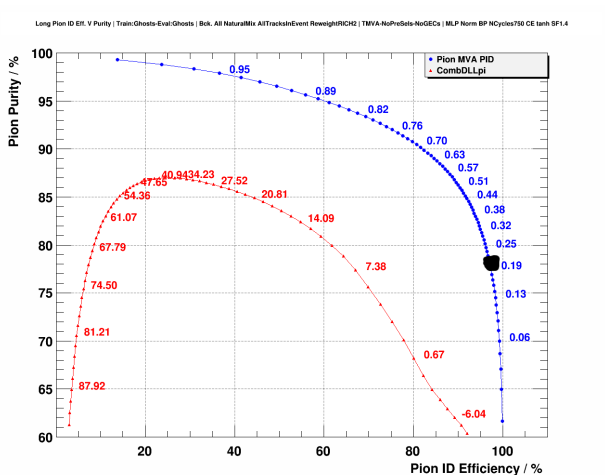
Enhancement in low q^2 region.

Other analysis with smaller progress

- $\Lambda_b \rightarrow h\mu$. We found bug in official MC. We have new one since last week. Playing around with isolating parameter.
- $\Lambda_c \rightarrow p\mu\mu$ At midnight DIRAC informed me that official MC production started.

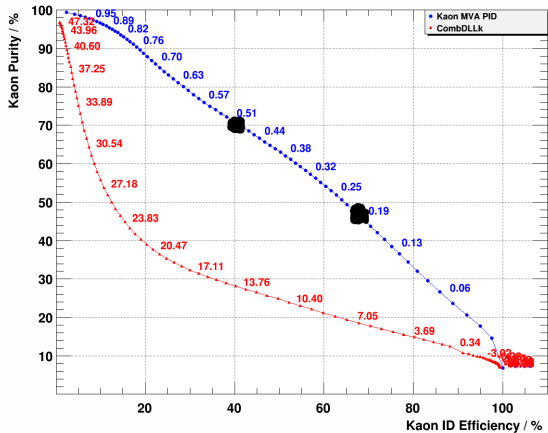
BACKUP

- No more DLL.
- Only *PIDNN V2*.



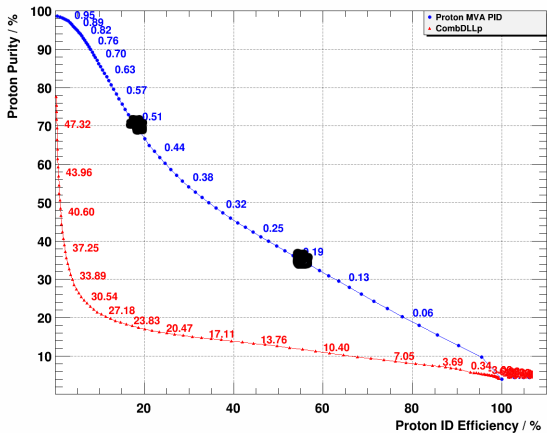
PID K

Long Kaon ID Eff. V Purity | Train:Ghosts-Eval:Ghosts | Bck. All NaturalMix AllTracksInEvent ReweighRICH2 | TMVA-NoPreSels-NoGECs | MLP Norm BP NCycles750 CE tanh SF1.4



PID p

Long Proton ID Eff. V Purity | Train:Ghosts-Eval:Ghosts | Bck. All NaturalMix AllTrackshEvent ReweighRICH2 | TMVA-NoPreSels-NoGECs | MLP Norm BP NCycles750 CE tanh SF1.2



Changes

- Let's Use the looser proposed PIDNN for preselection(backupslides)
- We might get into troubles with statistics for K/p modes.
- We should really start to think about dedicated stripping!
- Is a paper only with pions a possibility till we get new stripping?