

Electroweak penguin measurements



Marcin Chrzaszcz
mchrzasz@cern.ch



**University of
Zurich** UZH

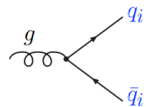
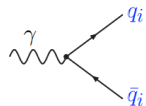
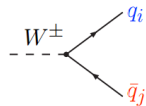
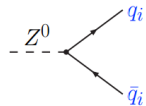
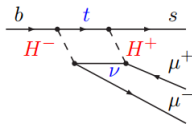
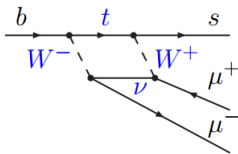


Universität Zürich,
Institute of Nuclear Physics, Polish Academy of Science

5th KEK Flavour Factory Workshop
October 26-27,
Tokyo 2015

Why rare decays?

- In SM allows only the charged interactions to change flavour.
 - Other interactions are flavour conserving.
- One can escape this constrain and produce $b \rightarrow s$ and $b \rightarrow d$ at loop level.
 - This kind of processes are suppressed in SM \rightarrow Rare decays.
 - New Physics can enter in the loops.

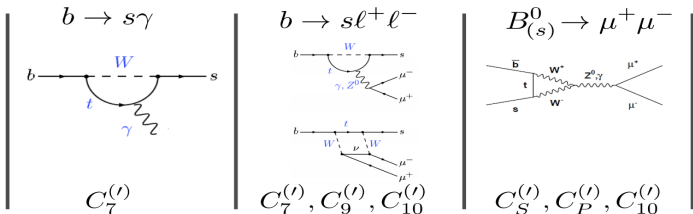


- Operator Product Expansion and Effective Field Theory

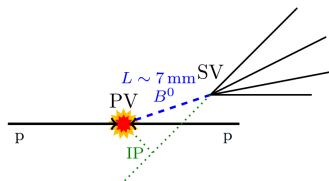
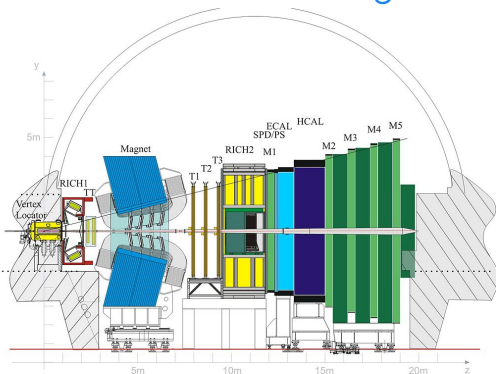
$$H_{eff} = -\frac{4G_f}{\sqrt{2}} VV'^* \sum_i \left[\underbrace{C_i(\mu) O_i(\mu)}_{\text{left-handed}} + \underbrace{C'_i(\mu) O'_i(\mu)}_{\text{right-handed}} \right],$$

- i=1,2 Tree
- i=3-6,8 Gluon penguin
- i=7 Photon penguin
- i=9,10 EW penguin
- i=S Scalar penguin
- i=P Pseudoscalar pen

where C_i are the Wilson coefficients and O_i are the corresponding effective operators.

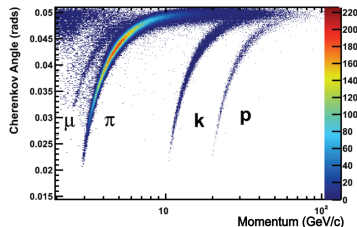
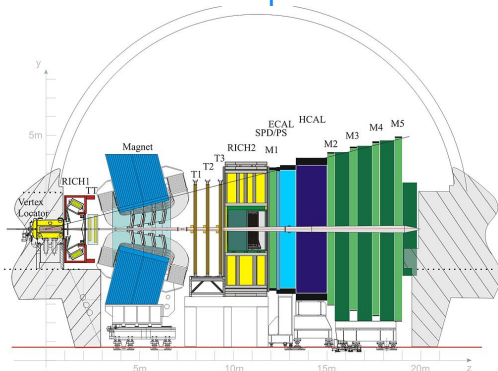


LHCb detector - tracking



- Excellent Impact Parameter (IP) resolution ($20 \mu\text{m}$).
⇒ Identify secondary vertices from heavy flavour decays
- Proper time resolution $\sim 40 \text{ fs}$.
⇒ Good separation of primary and secondary vertices.
- Excellent momentum ($\delta p/p \sim 0.4 - 0.6\%$) and inv. mass resolution.
⇒ Low combinatorial background.

LHCb detector - particle identification



- Excellent Muon identification $\epsilon_{\mu \rightarrow \mu} \sim 97\%$, $\epsilon_{\pi \rightarrow \mu} \sim 1 - 3\%$
- Good $K - \pi$ separation via RICH detectors, $\epsilon_{K \rightarrow K} \sim 95\%$,
 $\epsilon_{\pi \rightarrow K} \sim 5\%$.
⇒ Reject peaking backgrounds.
- High trigger efficiencies, low momentum thresholds. Muons:
 $p_T > 1.76 \text{ GeV}$ at L0, $p_T > 1.0 \text{ GeV}$ at HLT1,
 $B \rightarrow J/\psi X$: Trigger $\sim 90\%$.

Recent measurements

⇒ **Branching fractions:**

$$B^{0,\pm} \rightarrow K^{0,\pm} \mu^- \mu^+ \quad \text{LHCb, Mar 14}$$

$$B^0 \rightarrow K^* \mu^- \mu^+ \quad \text{CMS, Jul 15}$$

$$B_s^0 \rightarrow \phi \mu^- \mu^+ \quad \text{LHCb, Jun 15}$$

$$B^\pm \rightarrow \pi^\pm \mu^- \mu^+ \quad \text{LHCb, Sep 15}$$

$$\Lambda_b \rightarrow \Lambda \mu^- \mu^+ \quad \text{LHCb, Mar 15}$$

$$B \rightarrow \mu^- \mu^+ \quad \text{CMS+LHCb, Jun 15}$$

⇒ **CP asymmetry:**

$$B^\pm \rightarrow \pi^\pm \mu^- \mu^+ \quad \text{LHCb, Sep 15}$$

⇒ **Isospin asymmetry:**

$$B \rightarrow K \mu^- \mu^+ \quad \text{LHCb, Mar 14}$$

⇒ **Lepton Universality:**

$$B^\pm \rightarrow K^\pm \ell \bar{\ell} \quad \text{LHCb, Jun 14}$$

⇒ **Angular:**

$$B^0 \rightarrow K^* \ell \bar{\ell} \quad \text{LHCb, Jan 15}$$

$$B^\pm \rightarrow K^{*,\pm} \ell \bar{\ell} \quad \text{BaBar, Aug 15}$$

$$B_s^0 \rightarrow \phi \ell \bar{\ell} \quad \text{LHCb, Jun 15}$$

$$\Lambda_b \rightarrow \Lambda \mu^- \mu^+ \quad \text{LHCb, Mar 15}$$

Recent measurements

⇒ Branching fractions:

$$B^{0,\pm} \rightarrow K^{0,\pm} \mu^- \mu^+ \quad \text{LHCb, Mar 14}$$

$$B^0 \rightarrow K^* \mu^- \mu^+ \quad \text{CMS, Jul 15}$$

$$B_s^0 \rightarrow \phi \mu^- \mu^+ \quad \text{LHCb, Jun 15}$$

$$B^\pm \rightarrow \pi^\pm \mu^- \mu^+ \quad \text{LHCb, Sep 15}$$

$$\Lambda_b \rightarrow \Lambda \mu^- \mu^+ \quad \text{LHCb, Mar 15}$$

$$B \rightarrow \mu^- \mu^+ \quad \text{CMS+LHCb, Jun 15}$$

⇒ CP asymmetry:

$$B^\pm \rightarrow \pi^\pm \mu^- \mu^+ \quad \text{LHCb, Sep 15}$$

⇒ Isospin asymmetry:

$$B \rightarrow K \mu^- \mu^+ \quad \text{LHCb, Mar 14}$$

⇒ Lepton Universality:

$$B^\pm \rightarrow K^\pm \ell \bar{\ell} \quad \text{LHCb, Jun 14}$$

⇒ Angular:

$$B^0 \rightarrow K^* \ell \bar{\ell} \quad \text{LHCb, Jan 15}$$

$$B^\pm \rightarrow K^{*,\pm} \ell \bar{\ell} \quad \text{BaBar, Aug 15}$$

$$B_s^0 \rightarrow \phi \ell \bar{\ell} \quad \text{LHCb, Jun 15}$$

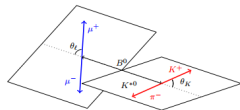
$$\Lambda_b \rightarrow \Lambda \mu^- \mu^+ \quad \text{LHCb, Mar 15}$$

> 2 σ deviations from SM

$B^0 \rightarrow K^* \mu^- \mu^+$ kinematics

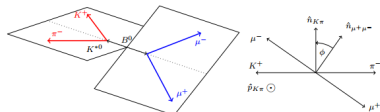
\Rightarrow The kinematics of $B^0 \rightarrow K^* \mu^- \mu^+$ decay is described by three angles θ_l , θ_k , ϕ and invariant mass of the dimuon system (q^2).

$\Rightarrow \cos \theta_k$: the angle between the direction of the kaon in the K^* ($\overline{K^*}$) rest frame and the direction of the K^* ($\overline{K^*}$) in the B^0 ($\overline{B^0}$) rest frame.



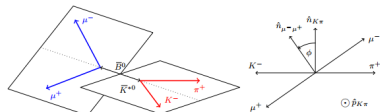
(a) θ_k and θ_l definitions for the B^0 decay

$\Rightarrow \cos \theta_l$: the angle between the direction of the μ^- (μ^+) in the dimuon rest frame and the direction of the dimuon in the B^0 ($\overline{B^0}$) rest frame.



(b) ϕ definition for the B^0 decay

$\Rightarrow \phi$: the angle between the plane containing the μ^- and μ^+ and the plane containing the kaon and pion from the K^* .



(c) ϕ definition for the $\overline{B^0}$ decay

$B^0 \rightarrow K^* \mu^- \mu^+$ kinematics

\Rightarrow The kinematics of $B^0 \rightarrow K^* \mu^- \mu^+$ decay is described by three angles θ_l , θ_k , ϕ and invariant mass of the dimuon system (q^2).

$$\begin{aligned} \frac{d^4\Gamma}{dq^2 d\cos\theta_K d\cos\theta_l d\phi} &= \frac{9}{32\pi} \left[J_{1s} \sin^2\theta_K + J_{1c} \cos^2\theta_K + (J_{2s} \sin^2\theta_K + J_{2c} \cos^2\theta_K) \cos 2\theta_l \right. \\ &+ J_3 \sin^2\theta_K \sin^2\theta_l \cos 2\phi + J_4 \sin 2\theta_K \sin 2\theta_l \cos \phi + J_5 \sin 2\theta_K \sin \theta_l \cos \phi \\ &+ (J_{6s} \sin^2\theta_K + J_{6c} \cos^2\theta_K) \cos \theta_l + J_7 \sin 2\theta_K \sin \theta_l \sin \phi + J_8 \sin 2\theta_K \sin 2\theta_l \sin \phi \\ &\left. + J_9 \sin^2\theta_K \sin^2\theta_l \sin 2\phi \right], \end{aligned}$$

\Rightarrow This is the most general expression of this kind of decay.

\Rightarrow The CP averaged angular observables are defined:

$$S_i = \frac{J_i + \bar{J}_i}{(d\Gamma + d\bar{\Gamma})/dq^2}$$

Transversity amplitudes

⇒ One can link the angular observables to transversity amplitudes

$$J_{1s} = \frac{(2 + \beta_\ell^2)}{4} \left[|A_\perp^L|^2 + |A_\parallel^L|^2 + |A_\perp^R|^2 + |A_\parallel^R|^2 \right] + \frac{4m_\ell^2}{q^2} \operatorname{Re} \left(A_\perp^L A_\perp^{R*} + A_\parallel^L A_\parallel^{R*} \right),$$

$$J_{1c} = |A_0^L|^2 + |A_0^R|^2 + \frac{4m_\ell^2}{q^2} \left[|A_t|^2 + 2\operatorname{Re}(A_0^L A_0^{R*}) \right] + \beta_\ell^2 |A_S|^2,$$

$$J_{2s} = \frac{\beta_\ell^2}{4} \left[|A_\perp^L|^2 + |A_\parallel^L|^2 + |A_\perp^R|^2 + |A_\parallel^R|^2 \right], \quad J_{2c} = -\beta_\ell^2 \left[|A_0^L|^2 + |A_0^R|^2 \right],$$

$$J_3 = \frac{1}{2} \beta_\ell^2 \left[|A_\perp^L|^2 - |A_\parallel^L|^2 + |A_\perp^R|^2 - |A_\parallel^R|^2 \right], \quad J_4 = \frac{1}{\sqrt{2}} \beta_\ell^2 \left[\operatorname{Re}(A_0^L A_\parallel^{L*} + A_0^R A_\parallel^{R*}) \right],$$

$$J_5 = \sqrt{2} \beta_\ell \left[\operatorname{Re}(A_0^L A_\perp^{L*} - A_0^R A_\perp^{R*}) - \frac{m_\ell}{\sqrt{q^2}} \operatorname{Re}(A_\parallel^L A_S^* + A_\parallel^{R*} A_S) \right],$$

$$J_{6s} = 2\beta_\ell \left[\operatorname{Re}(A_\parallel^L A_\perp^{L*} - A_\parallel^R A_\perp^{R*}) \right], \quad J_{6c} = 4\beta_\ell \frac{m_\ell}{\sqrt{q^2}} \operatorname{Re}(A_0^L A_S^* + A_0^{R*} A_S),$$

$$J_7 = \sqrt{2} \beta_\ell \left[\operatorname{Im}(A_0^L A_\parallel^{L*} - A_0^R A_\parallel^{R*}) + \frac{m_\ell}{\sqrt{q^2}} \operatorname{Im}(A_\perp^L A_S^* - A_\perp^{R*} A_S) \right],$$

$$J_8 = \frac{1}{\sqrt{2}} \beta_\ell^2 \left[\operatorname{Im}(A_0^L A_\perp^{L*} + A_0^R A_\perp^{R*}) \right], \quad J_9 = \beta_\ell^2 \left[\operatorname{Im}(A_\parallel^{L*} A_\perp^L + A_\parallel^{R*} A_\perp^R) \right],$$

Link to effective operators

⇒ So here is where the magic happens. At leading order the amplitudes can be written as:

$$A_{\perp}^{L,R} = \sqrt{2} N m_B (1 - \hat{s}) \left[(C_9^{\text{eff}} + C_9^{\text{eff}'}) \mp (C_{10} + C'_{10}) + \frac{2\hat{m}_b}{\hat{s}} (C_7^{\text{eff}} + C_7^{\text{eff}'}) \right] \xi_{\perp}(E_{K^*})$$

$$A_{\parallel}^{L,R} = -\sqrt{2} N m_B (1 - \hat{s}) \left[(C_9^{\text{eff}} - C_9^{\text{eff}'}) \mp (C_{10} - C'_{10}) + \frac{2\hat{m}_b}{\hat{s}} (C_7^{\text{eff}} - C_7^{\text{eff}'}) \right] \xi_{\perp}(E_{K^*})$$

$$A_0^{L,R} = -\frac{N m_B (1 - \hat{s})^2}{2\hat{m}_{K^*} \sqrt{\hat{s}}} \left[(C_9^{\text{eff}} - C_9^{\text{eff}'}) \mp (C_{10} - C'_{10}) + 2\hat{m}_b (C_7^{\text{eff}} - C_7^{\text{eff}'}) \right] \xi_{\parallel}(E_{K^*}),$$

where $\hat{s} = q^2/m_B^2$, $\hat{m}_i = m_i/m_B$. The $\xi_{\parallel,\perp}$ are the form factors.

Link to effective operators

⇒ So here is where the magic happens. At leading order the amplitudes can be written as:

$$A_{\perp}^{L,R} = \sqrt{2}Nm_B(1 - \hat{s}) \left[(C_9^{\text{eff}} + C_9^{\text{eff}'}) \mp (C_{10} + C'_{10}) + \frac{2\hat{m}_b}{\hat{s}} (C_7^{\text{eff}} + C_7^{\text{eff}'}) \right] \xi_{\perp}(E_{K^*})$$

$$A_{\parallel}^{L,R} = -\sqrt{2}Nm_B(1 - \hat{s}) \left[(C_9^{\text{eff}} - C_9^{\text{eff}'}) \mp (C_{10} - C'_{10}) + \frac{2\hat{m}_b}{\hat{s}} (C_7^{\text{eff}} - C_7^{\text{eff}'}) \right] \xi_{\perp}(E_{K^*})$$

$$A_0^{L,R} = -\frac{Nm_B(1 - \hat{s})^2}{2\hat{m}_{K^*}\sqrt{\hat{s}}} \left[(C_9^{\text{eff}} - C_9^{\text{eff}'}) \mp (C_{10} - C'_{10}) + 2\hat{m}_b(C_7^{\text{eff}} - C_7^{\text{eff}'}) \right] \xi_{\parallel}(E_{K^*}),$$

where $\hat{s} = q^2/m_B^2$, $\hat{m}_i = m_i/m_B$. The $\xi_{\parallel,\perp}$ are the form factors.

⇒ Now we can construct observables that cancel the ξ form factors at leading order:

$$P'_5 = \frac{J_5 + \bar{J}_5}{2\sqrt{-(J_2^c + \bar{J}_2^c)(J_2^s + \bar{J}_2^s)}}$$

Symmetries in $B \rightarrow K^* \mu \mu$

⇒ We have 12 angular coefficients (S_i).

⇒ There exists 4 symmetry transformations that leave the angular distributions non changed:

$$n_{\parallel} = \begin{pmatrix} A_{\parallel}^L \\ A_{R^*}^L \end{pmatrix}, \quad n_{\perp} = \begin{pmatrix} A_{\perp}^L \\ -A_{\perp}^{R^*} \end{pmatrix}, \quad n_0 = \begin{pmatrix} A_0^L \\ A_0^{R^*} \end{pmatrix}.$$

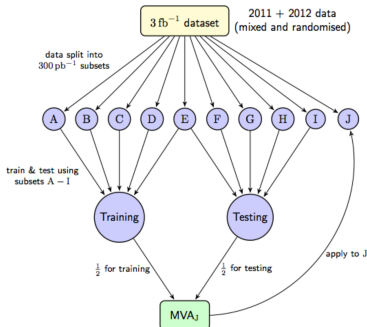
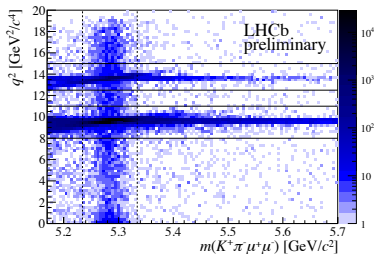
$$n'_i = U n_i = \begin{bmatrix} e^{i\phi_L} & 0 \\ 0 & e^{-i\phi_R} \end{bmatrix} \begin{bmatrix} \cos \theta & -\sin \theta \\ \sin \theta & \cos \theta \end{bmatrix} \begin{bmatrix} \cosh i\tilde{\theta} & -\sinh i\tilde{\theta} \\ -\sinh i\tilde{\theta} & \cosh i\tilde{\theta} \end{bmatrix} n_i.$$

⇒ Using this symmetries one can show that there are 8 independent observables. The pdf can be wrote as:

$$\frac{1}{d(\Gamma + \bar{\Gamma})/dq^2} \frac{d(\Gamma + \bar{\Gamma})}{d\cos\theta_l d\cos\theta_k d\phi} \Big|_{\mathbb{P}} = \frac{9}{32\pi} \left[\frac{3}{4}(1 - F_L) \sin^2 \theta_k \right. \\ \left. + F_L \cos^2 \theta_k + \frac{1}{4}(1 - F_L) \sin^2 \theta_k \cos 2\theta_l \right. \\ \left. - F_L \cos^2 \theta_k \cos 2\theta_l + S_3 \sin^2 \theta_k \sin^2 \theta_l \cos 2\phi \right. \\ \left. + S_4 \sin 2\theta_k \sin 2\theta_l \cos \phi + S_5 \sin 2\theta_k \sin \theta_l \cos \phi \right. \\ \left. + \frac{4}{3} A_{\text{FB}} \sin^2 \theta_k \cos \theta_l + S_7 \sin 2\theta_k \sin \theta_l \sin \phi \right. \\ \left. + S_8 \sin 2\theta_k \sin 2\theta_l \sin \phi + S_9 \sin^2 \theta_k \sin^2 \theta_l \sin 2\phi \right].$$

LHCb update of the $B^0 \rightarrow K^* \mu^- \mu^+$, Selection

- LHCb-CONF-2015-002
- PID, kinematics and isolation variables used in a Boosted Decision Tree (BDT) to reject background.
- Reject the regions of J/ψ and $\psi(2S)$.
- Specific vetos for backgrounds: $\Lambda_b \rightarrow p K \mu \mu$, $B_s^0 \rightarrow \phi \mu \mu$, etc.
- Using k-Fold technique and signal proxy $B \rightarrow J/\psi K^*$ for training the BDT.
- Improved selection allowed for finer binning than the 1fb^{-1} analysis.

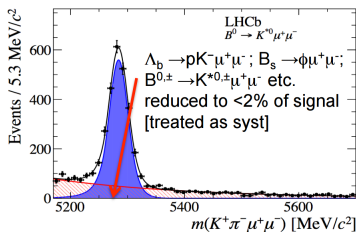


LHCb update of the $B^0 \rightarrow K^* \mu^- \mu^+$, Selection

- Signal modelled by a sum of two Crystal-Ball functions.
- Shape is defined using $B \rightarrow J/\psi K^*$ and corrected for q^2 dependency.
- Combinatorial background modelled by exponent.

- $K\pi$ system:

- Rel. Breit Wigner for P-wave
- LASS model for the S-wave.
- Linear model for background.
- Reduced the systematic compared to previous analysis.



- In total we found 2398 ± 57 candidates in the $(0.1, 19)$ GeV^2 q^2 region.
- 624 ± 30 candidates in the theoretically the most interesting $(1.1 - 6.0)$ GeV^2 region.

Detector acceptance

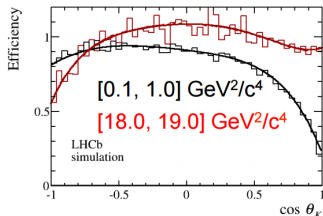
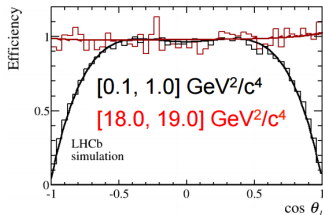
- Detector distorts our angular distribution.
- We need to model this effect.
- 4D function is used:

$$\epsilon(\cos \theta_l, \cos \theta_k, \phi, q^2) =$$

$$\sum_{ijkl} c_{ijkl} P_i(\cos \theta_l) P_j(\cos \theta_k) P_k(\phi) P_l(q^2),$$

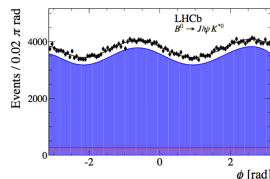
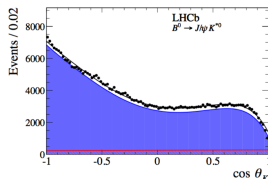
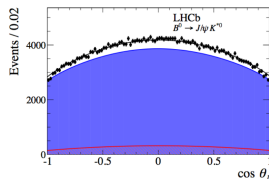
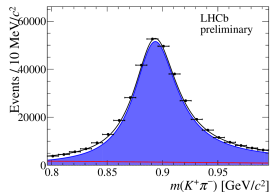
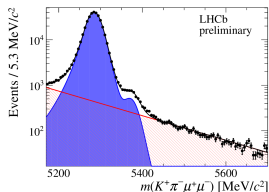
where P_i is the Legendre polynomial of order i .

- We use up to 4th, 5th, 6th, 5th order for the $\cos \theta_l, \cos \theta_k, \phi, q^2$.

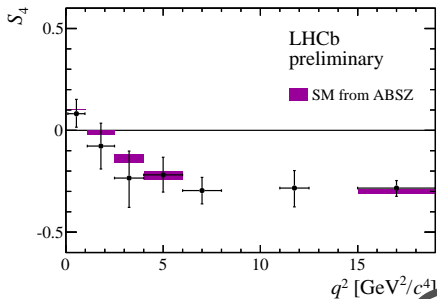
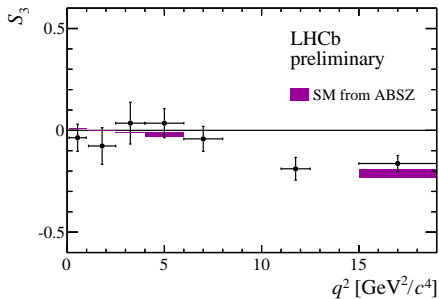
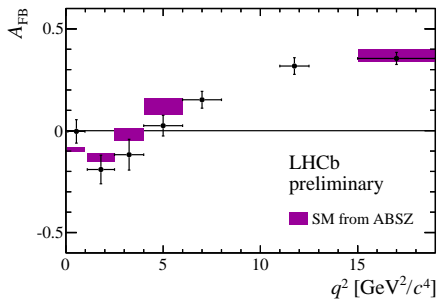
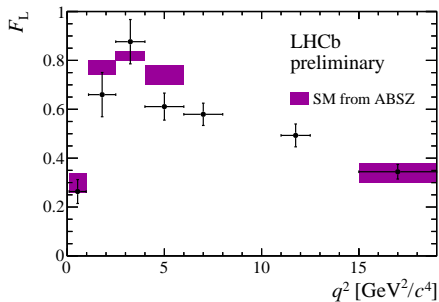


Control channel

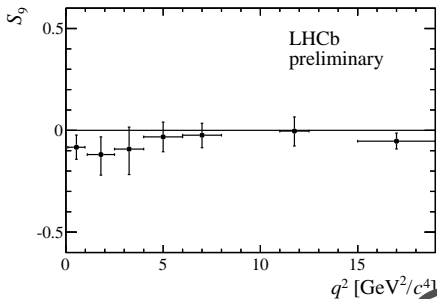
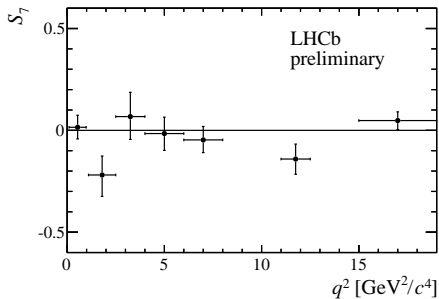
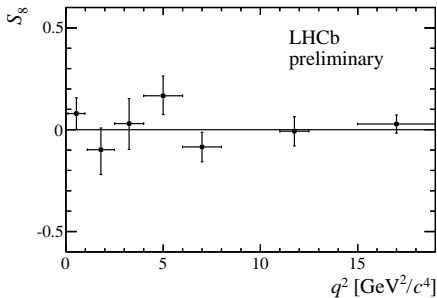
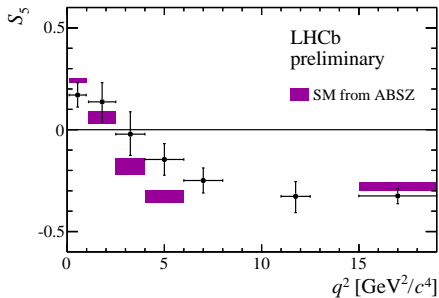
- We tested our unfolding procedure on $B \rightarrow J/\psi K^*$.
- The result is in perfect agreement with other experiments and our different analysis of this decay.



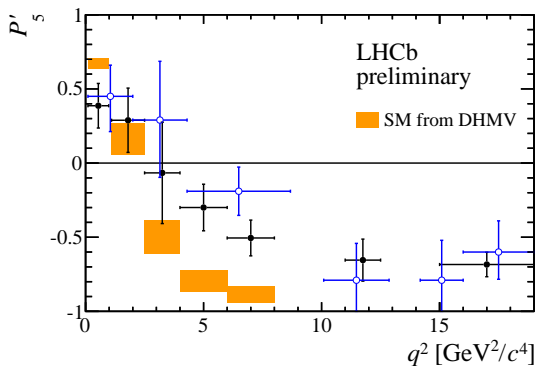
$B^0 \rightarrow K^* \mu \mu$ results



$B^0 \rightarrow K^* \mu \mu$ results

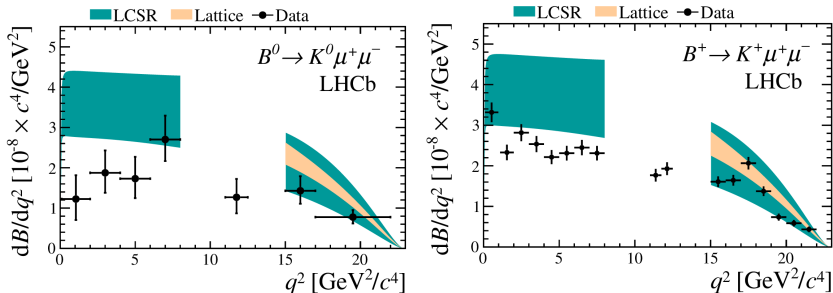


Results in $B \rightarrow K^* \mu \mu$

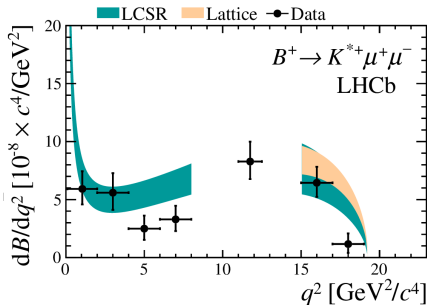


- Tension with 3 fb^{-1} gets confirmed!
- The two bins deviate both in 2.8σ from SM prediction.
- Result compatible with previous result.

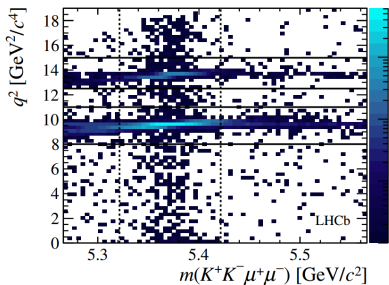
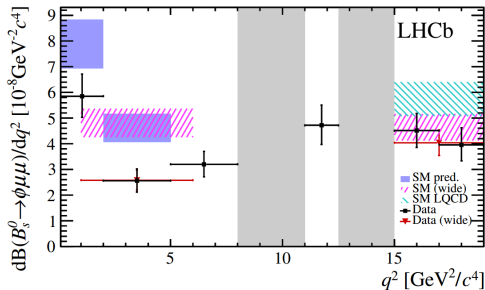
Branching fraction measurements of $B \rightarrow K^{*\pm} \mu \mu$



- Despite large theoretical errors the results are consistently smaller than SM prediction.

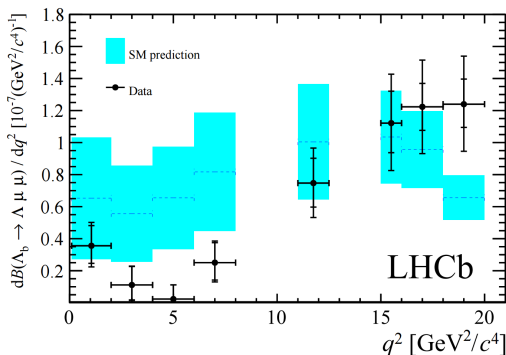


Branching fraction measurements of $B_s^0 \rightarrow \phi\mu\mu$



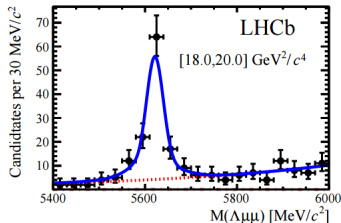
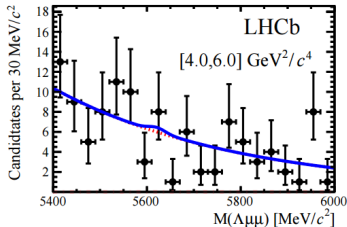
- Recent LHCb measurement, [JHEPP09 \(2015\) 179](#).
- Suppressed by $\frac{f_s}{f_d}$.
- Cleaner because of narrow ϕ resonance.
- 3.3σ deviation in SM in the $1 - 6\text{GeV}^2$ bin.
- Angular part in agreement with SM (S_5 is not accessible).

Branching fraction measurements of $\Lambda_b \rightarrow \Lambda \mu \mu$



- This years LHCb measurement [JHEP 06 \(2015\) 115](#).
- In total ~ 300 candidates in data set.
- Decay not present in the low q^2 .

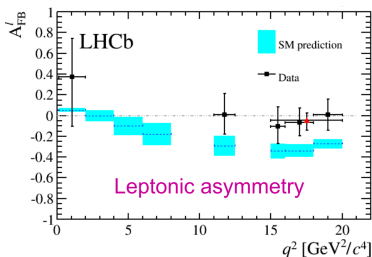
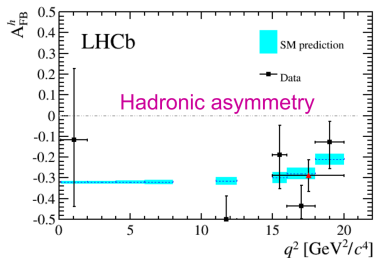
Branching fraction measurements of $\Lambda_b \rightarrow \Lambda \mu \mu$



- This years LHCb measurement [JHEP 06 \(2015\) 115](#).
- In total ~ 300 candidates in data set.
- Decay not present in the low q^2 .

Angular analysis of $\Lambda_b \rightarrow \Lambda \mu \mu$

- For the bins in which we have $> 3 \sigma$ significance the forward backward asymmetry for the hadronic and leptonic system.



- A_{FB}^H is in good agreement with SM.
- A_{FB}^ℓ always in above SM prediction.

Lepton universality test

- If Z' is responsible for the P'_5 anomaly, does it couple equally to all flavours?

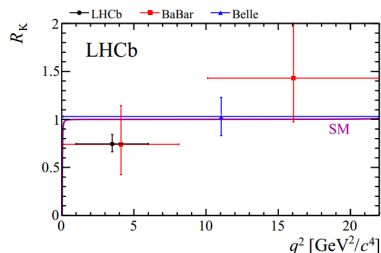
$$R_K = \frac{\int_{q^2=1 \text{ GeV}^2/c^4}^{q^2=6 \text{ GeV}^2/c^4} (dB[B^+ \rightarrow K^+ \mu^+ \mu^-]/dq^2) dq^2}{\int_{q^2=1 \text{ GeV}^2/c^4}^{q^2=6 \text{ GeV}^2/c^4} (dB[B^+ \rightarrow K^+ e^+ e^-]/dq^2) dq^2} = 1 \pm \mathcal{O}(10^{-3}) .$$

- Challenging analysis due to bremsstrahlung.
- Migration of events modeled by MC.
- Correct for bremsstrahlung.
- Take double ratio with $B^+ \rightarrow J/\psi K^+$ to cancel systematics.

- In 3fb^{-1} , LHCb measures

$$R_K = 0.745^{+0.090}_{-0.074}(\text{stat.})^{+0.036}_{-0.036}(\text{syst.})$$

- Consistent with SM at 2.6σ .



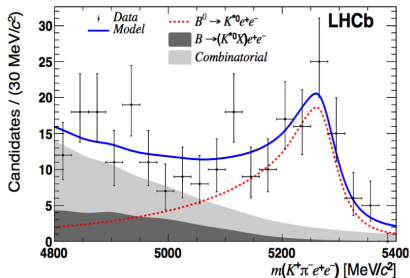
- [Phys. Rev. Lett. 113, 151601 \(2014\)](#).

Angular analysis of $B^0 \rightarrow K^* e e$

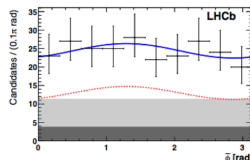
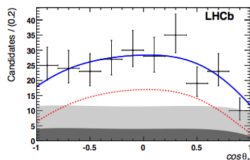
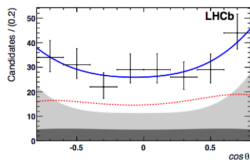
- With the full data set (3fb^{-1}) we performed angular analysis in $0.0004 < q^2 < 1 \text{ GeV}^2$, [JHEP 04 \(2015\) 064](#).
- Electrons channels are extremely challenging experimentally:
 - Bremsstrahlung.
 - Trigger efficiencies.
- Determine the angular observables: F_L , $A_T^{(2)}$, A_T^{Re} , A_T^{Im} :

$$\begin{aligned} F_L &= \frac{|A_0|^2}{|A_0|^2 + |A_{||}|^2 + |A_{\perp}|^2} \\ A_T^{(2)} &= \frac{|A_{\perp}|^2 - |A_{||}|^2}{|A_{\perp}|^2 + |A_{||}|^2} \\ A_T^{\text{Re}} &= \frac{2\mathcal{R}e(A_{||L}A_{\perp L}^* + A_{||R}A_{\perp R}^*)}{|A_{||}|^2 + |A_{\perp}|^2} \\ A_T^{\text{Im}} &= \frac{2\mathcal{I}m(A_{||L}A_{\perp L}^* + A_{||R}A_{\perp R}^*)}{|A_{||}|^2 + |A_{\perp}|^2}, \end{aligned} \tag{1}$$

Angular analysis of $B^0 \rightarrow K^* e e$



- Results in full agreement with the SM.
- Similar strength on C_7 Wilson coefficient as from $b \rightarrow s \gamma$ decays.

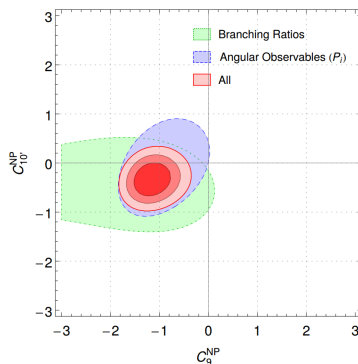
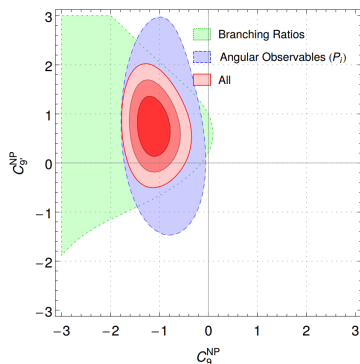


Theory implications

- A preliminary fit prepared by S. Descotes-Genon, L. Hofer, J. Matias, J. Virto, presented in [arXiv::1510.04239](https://arxiv.org/abs/1510.04239)
- Took into the fit:
 - $\mathcal{B}(B \rightarrow X_s \gamma) = (3.36 \pm 0.23) \times 10^{-4}$, Misiak et. al. 2015.
 - $\mathcal{B}(B \rightarrow \mu\mu)$, theory: Bobeth et al 2013, experiment: LHCb+CMS average (2015)
 - $\mathcal{B}(B \rightarrow X_s \mu\mu)$, Huber et al 2015
 - $\mathcal{B}(B \rightarrow K \mu\mu)$, Bouchard et al 2013, 2015
 - $PB_{(s)} \rightarrow K^*(\phi)\mu\mu$, Horgan et al 2013
 - $B \rightarrow Kee$, $B \rightarrow K^*ee$ and R_k .
- Overall there is $> 4 \sigma$ discrepancy wrt. SM.

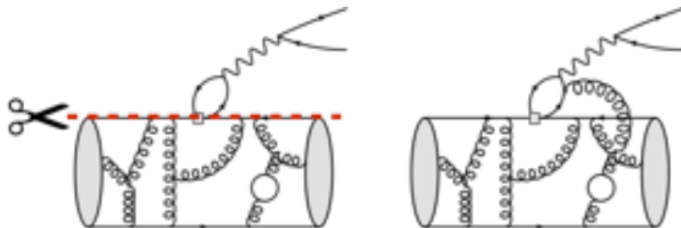
Theory implications

- A preliminary fit prepared by S. Descotes-Genon, L. Hofer, J. Matias, J. Virto, presented in [arXiv::1510.04239](https://arxiv.org/abs/1510.04239)
- The data can be explained by modifying the C_9 Wilson coefficient.
- Overall there is around 4.5σ discrepancy wrt. SM.



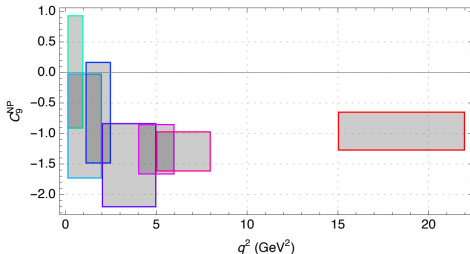
If not NP?

- We are not there yet!
- There might be something not taken into account in the theory.
- Resonances (J/ψ , $\psi(2S)$) tails can mimic NP effects.
- There might be some non factorizable QCD corrections.
” However, the central value of this effect would have to be significantly larger than expected on the basis of existing estimates” D. Straub, [arXiv::1503.06199](https://arxiv.org/abs/1503.06199) .



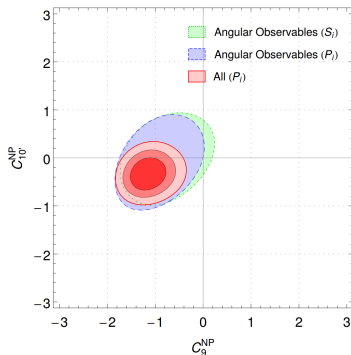
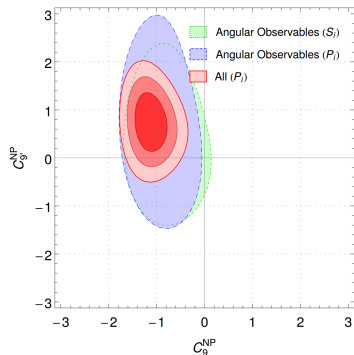
If not NP?

- We are not there yet!
- There might be something not taken into account in the theory.
- Resonances (J/ψ , $\psi(2S)$) tails can mimic NP effects.
- There might be some non factorizable QCD corrections.
” However, the central value of this effect would have to be significantly larger than expected on the basis of existing estimates” D. Straub, [arXiv::1503.06199](https://arxiv.org/abs/1503.06199) .



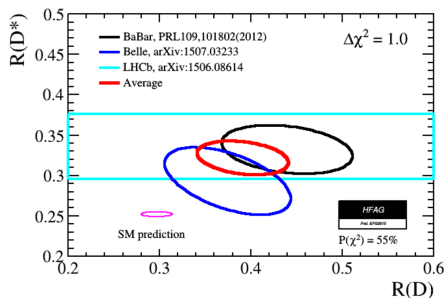
If not NP?

- How about our clean P_i observables?
- The QCD cancel as mentioned only at leading order.
- Comparison to normal observables with the optimised ones.



There is more!

- There is one other LUV decay recently measured by LHCb.
- $R(D^*) = \frac{\mathcal{B}(B \rightarrow D^* \tau \nu)}{\mathcal{B}(B \rightarrow D^* \mu \nu)}$
- Clean SM prediction: $R(D^*) = 0.252(3)$, PRD 85 094025 (2012)
- LHCb result: $R(D^*) = 0.336 \pm 0.027 \pm 0.030$, HFAG average:
 $R(D^*) = 0.322 \pm 0.022$
- 3.9σ discrepancy wrt. SM.



Conclusions


- Clear tensions wrt. SM predictions!
- Measurements cluster in the same direction.
- We are not opening the champagne yet!
- Still need improvement both on theory and experimental side.
- Time will tell if this is QCD+fluctuations or new Physics:


Conclusions

- Clear tensions wrt. SM predictions!
- Measurements cluster in the same direction.
- We are not opening the champagne yet!
- Still need improvement both on theory and experimental side.
- Time will tell if this is QCD+fluctuations or new Physics:

“... when you have eliminated all the Standard Model explanations, whatever remains, however improbable, must be New Physics.”
prof. Joaquim Matias

Thank you for the attention!





Theory implications

Coefficient	Best fit	1σ	3σ	Pull _{SM}	p-value (%)
C_7^{NP}	-0.02	[-0.04, -0.00]	[-0.07, 0.04]	1.1	16.0
C_9^{NP}	-1.11	[-1.32, -0.89]	[-1.71, -0.40]	4.5	62.0
C_{10}^{NP}	0.58	[0.34, 0.84]	[-0.11, 1.41]	2.5	25.0
$C_{7'}^{\text{NP}}$	0.02	[-0.01, 0.04]	[-0.05, 0.09]	0.7	15.0
$C_{9'}^{\text{NP}}$	0.49	[0.21, 0.77]	[-0.33, 1.35]	1.8	19.0
$C_{10'}^{\text{NP}}$	-0.27	[-0.46, -0.08]	[-0.84, 0.28]	1.4	17.0
$C_9^{\text{NP}} = C_{10}^{\text{NP}}$	-0.21	[-0.40, 0.00]	[-0.74, 0.55]	1.0	16.0
$C_9^{\text{NP}} = -C_{10}^{\text{NP}}$	-0.69	[-0.88, -0.51]	[-1.27, -0.18]	4.1	55.0
$C_{9'}^{\text{NP}} = C_{10'}^{\text{NP}}$	-0.09	[-0.35, 0.17]	[-0.88, 0.66]	0.3	14.0
$C_{9'}^{\text{NP}} = -C_{10'}^{\text{NP}}$	0.20	[0.08, 0.32]	[-0.15, 0.56]	1.7	19.0
$C_9^{\text{NP}} = -C_{9'}^{\text{NP}}$	-1.09	[-1.28, -0.88]	[-1.62, -0.42]	4.8	72.0
$C_9^{\text{NP}} = -C_{10}^{\text{NP}}$ $= -C_{9'}^{\text{NP}} = -C_{10'}^{\text{NP}}$	-0.68	[-0.49, -0.49]	[-1.36, -0.15]	3.9	50.0
$C_9^{\text{NP}} = -C_{10}^{\text{NP}}$ $= C_{9'}^{\text{NP}} = -C_{10'}^{\text{NP}}$	-0.17	[-0.29, -0.06]	[-0.54, 0.18]	1.5	18.0

Table 2: *Best-fit points, confidence intervals, pulls for the SM hypothesis and p-values for different one-dimensional NP scenarios.*