

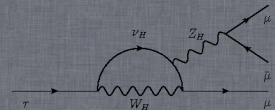
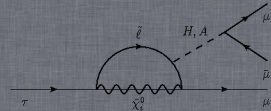
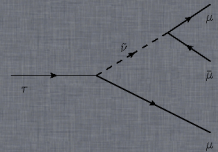
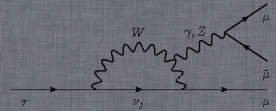
The SuperB factory

physics prospects and project status

Marcin Chrzęszcz

Institute of Nuclear Physics,
Polish Academy of Science,
on behalf of the SuperB collaboration

21st September 2012



Introduction

SuperB Infrastructure

B Physics

Precision Measurements

TDCP

$B \rightarrow X_s \gamma$

B_s Decays

Charm Physics

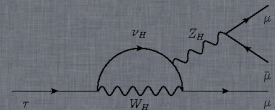
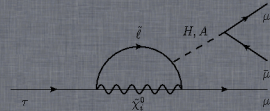
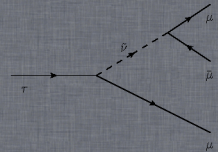
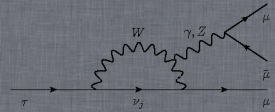
τ Physics

LFV

$\tau g - 2$

EDM at SuperB

CP Violation



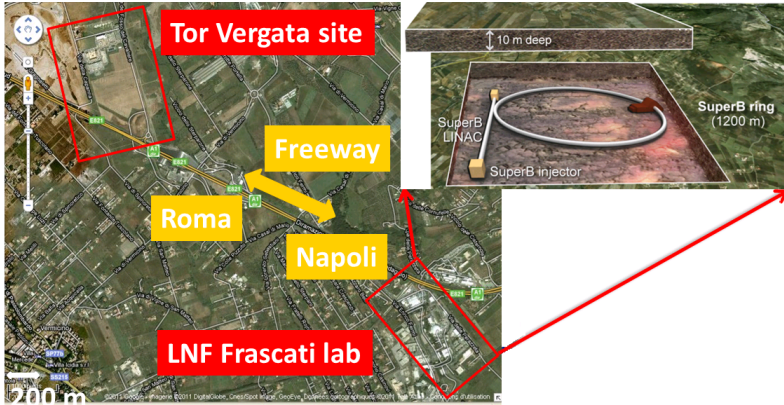
B factories

B factories have contributed to many important physics discoveries over the last decade. They will be succeeded by the Super Flavor Factories:

Super Flavor Factories

- 1 Data $75ab^{-1}$
- 2 Luminosity $10^{36}cm^{-2}s^{-1}$
- 3 Flexibility to run on charm threshold with luminosity $10^{35}cm^{-2}s^{-1}$
- 4 Longitudinal polarization of electron beam 80%
- 5 Upgraded BaBar detector
- 6 Start of data taking: 2018
- 7 $10ab^{-1}$ per year

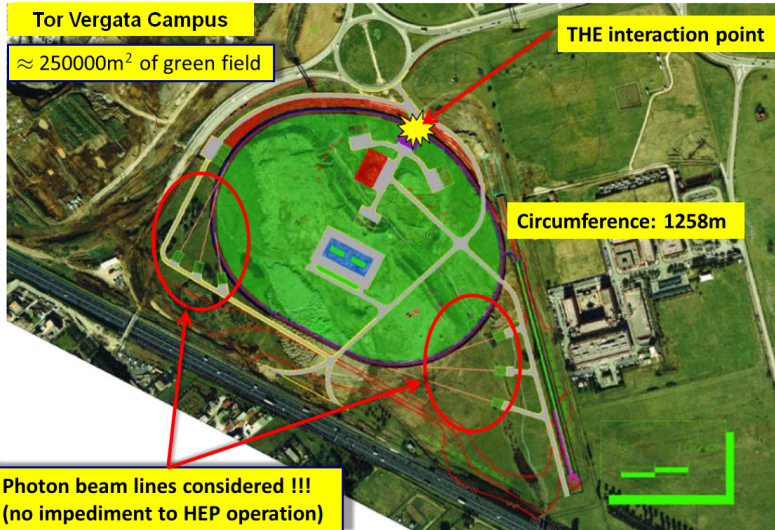
Tor Vergata Site



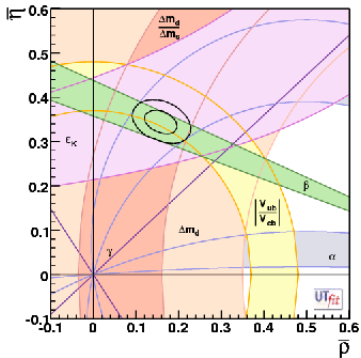
Important dates:

- 1 TDR: Autumn this year.
- 2 Colliding beams: June 2018.

Tor Vergata Site



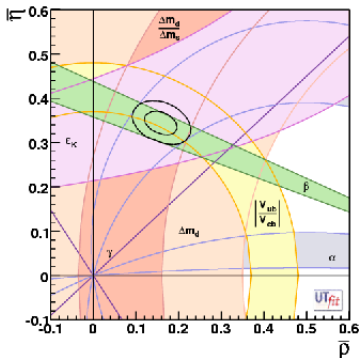
CKM Matrix



$$\Delta\bar{\eta} = 0.016$$

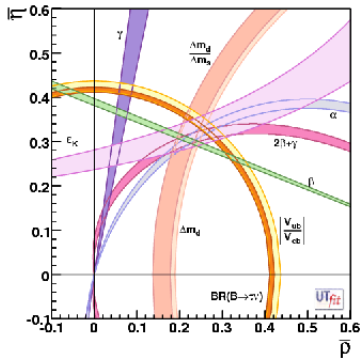
$$\Delta\bar{\rho} = 0.028$$

CKM Matrix



$$\Delta \bar{\eta} = 0.016$$

$$\Delta \bar{\rho} = 0.028$$



$$\Delta \bar{\eta} = 0.0024$$

$$\Delta |V_{cb}|_{incl} = 0.5\% \quad \Delta |V_{cb}|_{excl} = 1.0\%$$

$$\Delta \bar{\rho} = 0.0028$$

$$\Delta |V_{ub}|_{incl} = 1.0\% \quad \Delta |V_{ub}|_{excl} = 3.0\%$$

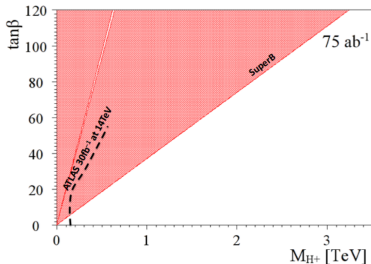
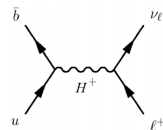
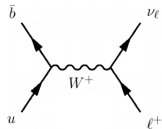
$B \rightarrow \tau \nu$

Precise SM prediction:

$$Br(B \rightarrow l \nu) = \frac{G_F^2 m_B}{8\pi} m_l^2 \left(1 - \frac{m_l^2}{m_B^2}\right) f_B^2 |V_{ub}|^2 \tau_B$$

In SUSY:

$$Br(B \rightarrow l \nu) = \frac{G_F^2 m_B}{8\pi} m_l^2 \left(1 - \frac{m_l^2}{m_B^2}\right) f_B^2 |V_{ub}|^2 \tau_B \left(1 - \frac{\tan^2 \beta}{1 + \bar{\epsilon} \tan \beta} \frac{m_B^2}{m_H^2}\right)$$



Time-Dependent CP (TDCP)

Time-dependent CP analysis can show signs of new physics. One has to study a set of modes:

$$b \rightarrow s\bar{s}c, b \rightarrow s$$

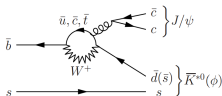
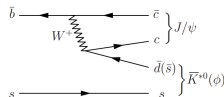
Current experimental results show $\Delta(\text{SM} - \text{Observed})$:

$$\Delta\sin(2\beta) = 2.7\sigma, \text{ penguin}$$

$$\Delta\sin(2\beta) = 2.1\sigma, \text{ tree}$$

Golden modes in SuperB: $B \rightarrow J/\psi K^0, B \rightarrow \eta' K^0, B \rightarrow f_0 K_S^0$

| Mode | Current Precision | | | Predicted Precision (75 ab ⁻¹) | | |
|---------------------|-------------------|-------|--------------------------|--|-------|--------------------------|
| | Stat. | Syst. | $\Delta S^f(\text{Th.})$ | Stat. | Syst. | $\Delta S^f(\text{Th.})$ |
| $J/\psi K_S^0$ | 0.022 | 0.010 | 0 ± 0.01 | 0.002 | 0.005 | 0 ± 0.001 |
| $\eta' K_S^0$ | 0.08 | 0.02 | 0.015 ± 0.015 | 0.006 | 0.005 | 0.015 ± 0.015 |
| $\phi K_S^0 \pi^0$ | 0.28 | 0.01 | — | 0.020 | 0.010 | — |
| $f_0 K_S^0$ | 0.18 | 0.04 | 0 ± 0.02 | 0.012 | 0.003 | 0 ± 0.02 |
| $K_S^0 K_S^0 K_S^0$ | 0.19 | 0.03 | 0.02 ± 0.01 | 0.015 | 0.020 | 0.02 ± 0.01 |
| ϕK_S^0 | 0.26 | 0.03 | 0.03 ± 0.02 | 0.020 | 0.005 | 0.03 ± 0.02 |
| $\pi^0 K_S^0$ | 0.20 | 0.03 | 0.09 ± 0.07 | 0.015 | 0.015 | 0.09 ± 0.07 |
| ωK_S^0 | 0.28 | 0.02 | 0.1 ± 0.1 | 0.020 | 0.005 | 0.1 ± 0.1 |
| $K^+ K^- K_S^0$ | 0.08 | 0.03 | 0.05 ± 0.05 | 0.006 | 0.005 | 0.05 ± 0.05 |
| $\pi^0 \pi^0 K_S^0$ | 0.71 | 0.08 | — | 0.038 | 0.045 | — |
| ρK_S^0 | 0.28 | 0.07 | -0.13 ± 0.16 | 0.020 | 0.017 | -0.13 ± 0.16 |



$$B \rightarrow X_s \gamma$$

Very important probe for new physics! Current experimental average:

$$Br(B \rightarrow X_s \gamma) = (3.52 \pm 0.23 \pm 0.09)10^{-4}$$

Theoretical prediction from NNLO:

$$Br(B \rightarrow X_s \gamma) = (3.15 \pm 0.23)10^{-4}$$

There are two ways to study this decay:

① Exclusive:

- The earliest results were obtained using a large number of exclusive decays, which were fully reconstructed
- Errors arising from unseen modes
- Obsolete for SuperB

② Inclusive:

- Use tagging to tag the other B
- No requirements on X_s
- Disadvantage: Cut on photon energy
- Effort to keep the cut as small as possible

Experimentally challenging to measure inclusive decays.

B_s Decays

B_s is clearly LHCb domain

Short runs at CLEO and Belle showed that e⁺ e⁻ can also contribute in B_s studies

| Observable | Error on 1fb ⁻¹ | Error on 30fb ⁻¹ |
|---|----------------------------|-----------------------------|
| $\Delta\Gamma$ [ps ⁻¹] | 0.16 | 0.03 |
| β_s from B _s → J/ψφ [deg] | 16 | 6 |
| β_s from B _s → K \bar{K}^0 [deg] | 24 | 11 |
| $\left \frac{V_{td}}{V_{ts}} \right $ | 0.08 | 0.017 |

Potentials in SuperB:

- Decays with neutral particle B_s → J/ψη, B_s → K_S⁰π, B_s → D^{*}K_S⁰, B_s → Φη'
- Measurements of $\mathcal{B}(B \rightarrow \gamma\gamma)$. SM prediction $\mathcal{B}(B \rightarrow \gamma\gamma) = (2 - 4) \times 10^{-7}$. NP (SUSY) $\mathcal{B}(B \rightarrow \gamma\gamma) = 5 \times 10^{-6}$.

- Measurements of semi-leptonic asymmetry. $A_{SL}^s = \frac{1 - \left| \frac{q}{p} \right|^4}{1 + \left| \frac{q}{p} \right|^4} = \frac{N_1 - N_2}{N_1 + N_2}$

$$N_1 = B_s \rightarrow \bar{B}_s \rightarrow D_s^{*-} \ell^+ \nu \quad N_2 = B_s \rightarrow \bar{B}_s \rightarrow \bar{D}_s^* \ell^- \nu$$

Charm Physics

- 1 Plan for running at $\psi(3770)$ threshold
- 2 Scenario: Collect 500fb^{-1}
- 3 D tag possible; other meson can be studied with very small background

Potential improvement from SuperB:

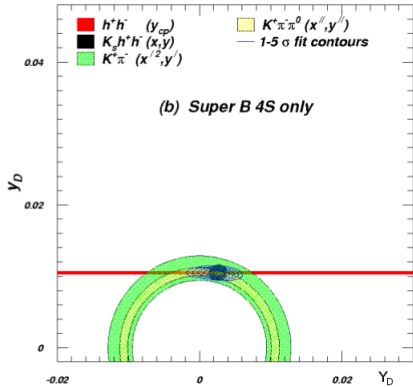
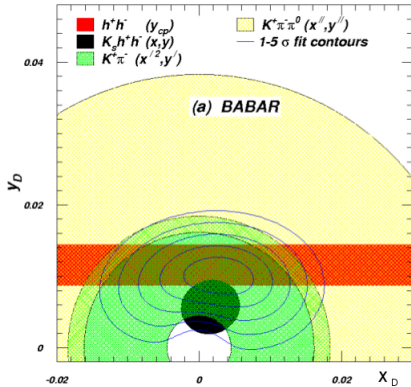
- Improved measurement of the mixing parameters x_D and y_D
- CP violation in $\bar{D} - D$: $A_{SL} = \frac{N_1 - N_2}{N_1 + N_2}$

$$N_1 = \Gamma(\bar{D}^0 \rightarrow \ell^- \nu K^+),$$

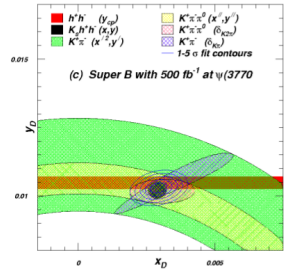
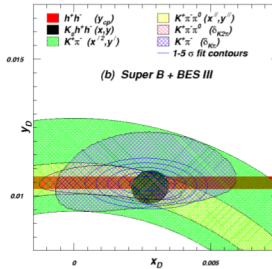
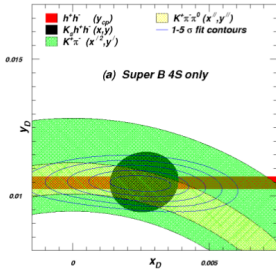
$$N_2 = \Gamma(D^0 \rightarrow \ell^+ \nu K^-)$$

- Search for $D^0 \rightarrow \mu\mu$
- Quantum correlations allow one to measure relatively strong phase

Charm Physics



Charm Physics



1 Lepton Flavour Violation

- SuperB sensitive to some SUSY models
- Complementary to searches in LHC and MEG
- Golden channels: $\tau \rightarrow 3\ell$, $\tau \rightarrow \ell\gamma$, $\tau \rightarrow \rho\ell$, $\tau \rightarrow \ell\eta$

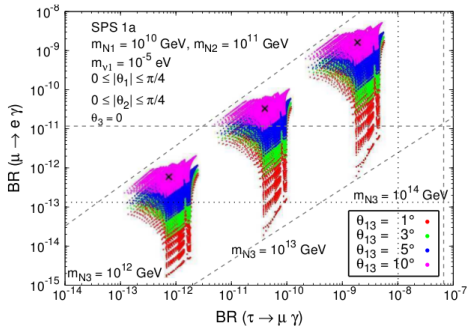
2 $\tau g - 2$

- MSSM can explain 3×10^{-9} discrepancy
- Within SuperB sensitivity

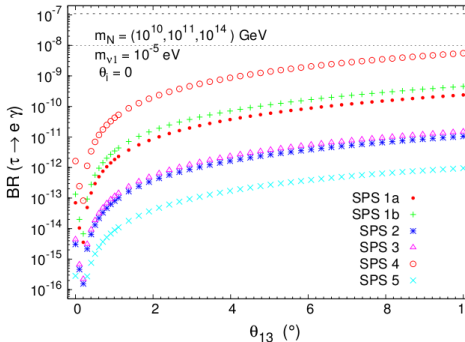
3 τ EDM and CPV

- Within SuperB sensitivity!
- τ EDM constrained by electron EDM upper limit to a range inaccessible for SuperB

CMSSM Model



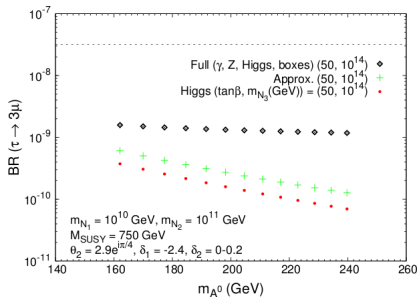
- N_i - right handed neutrinos
- ν_i - left handed neutrinos
- ϕ_i - complex mixing angle
- ϕ_{13} - PNMS matrix.



- LFV up to present limit
- $\tau \rightarrow \mu \gamma$ complementary to $\mu \rightarrow e \gamma$

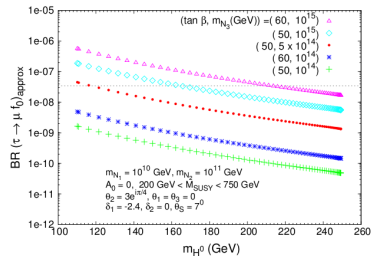
JHEP11(2006)090

NUHM Model



- δ_1, δ_2 parametrizes the non-universal Higgs masses.

arXiv:0812.2692v1



- Increase sensitivity for $\tau \rightarrow f_0(980)\mu$, $\tau \rightarrow \eta\mu$, than to $\tau \rightarrow \mu\gamma$

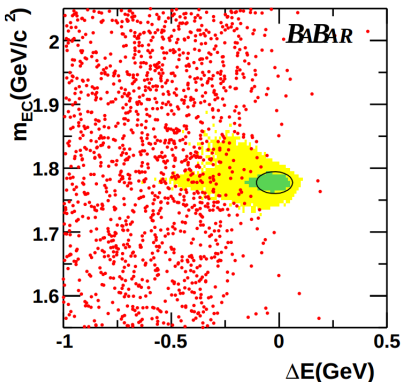
JHEP11(2006)090

SuperB Sensitivity

- ① Taking BaBar results and improving: $\sqrt{\mathcal{L}_{SuperB}/\mathcal{L}_{BaBar}} \approx 12$
- ② Signal rises linearly: $\mathcal{L}_{SuperB}/\mathcal{L}_{BaBar}$
- ③ Sensitivity increases with detector resolution
- ④ Babar papers used to extrapolate:
 - Phys.Rev.Lett.104:021802,2010, arXiv:0908.2381v2
 - PhysRevD.81.111101(2010), arXiv:1002.4550v1

$\tau \rightarrow \ell \gamma$ Sensitivity

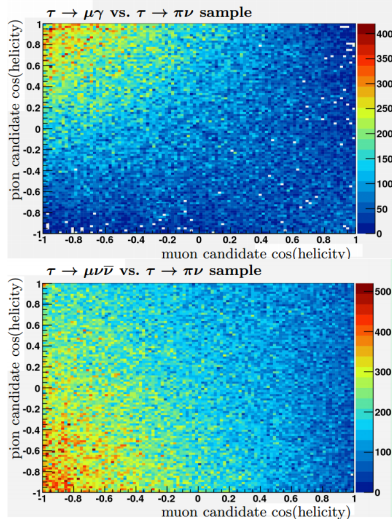
- Better tracking resolution, reduced $\Delta m - \Delta E$ box by 65%
- Higher photon efficiency
- Increase of geometry acceptance
- Thicker signal peak
- Approximate frequentist upper limits, only Poissonian BKG uncertainty
- Smaller boost improves the performance of the fit



| | Process | Error on 90% upper limit | 3σ observation |
|----------------|-------------------------------|--------------------------|-----------------------|
| SuperB limits: | $\tau \rightarrow \mu \gamma$ | 2.4×10^{-9} | 5.4×10^{-9} |
| | $\tau \rightarrow e \gamma$ | 3.0×10^{-9} | 6.8×10^{-9} |

Polarization

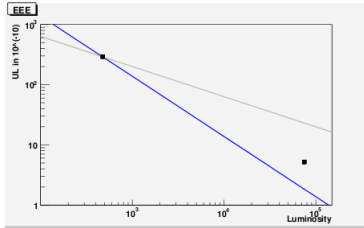
- 1 SuperB will have polarized electron beam (80%)
- 2 One can use this information in NP searches
- 3 TAUOLA SUSY decay model
- 4 Discriminating between NP models!



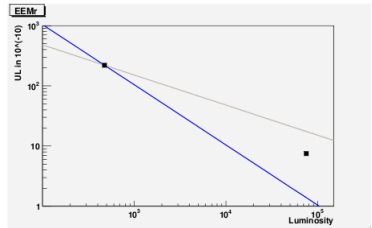
SuperB sensitivity for $\tau \rightarrow 3\ell$

- 1 Taking the BaBar analysis results and improving:
 $\sqrt{\mathcal{L}_{SuperB}/\mathcal{L}_{BaBar}} \approx 12$
- 2 Signal is rising linearly: $\mathcal{L}_{SuperB}/\mathcal{L}_{BaBar}$
- 3 No detector resolution assumed.
- 4 Approximate frequentist upper limits, only Poissonian BKG uncertainty
- 5 Babar papers used to extrapolate:
 - Phys.Rev.Lett.104:021802,2010, arXiv:0908.2381v2
 - PhysRevD.81.111101(2010), arXiv:1002.4550v1

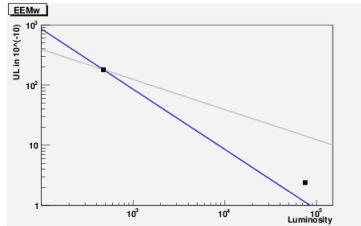
$$\tau \rightarrow 3\ell$$



$$\tau \rightarrow eee$$

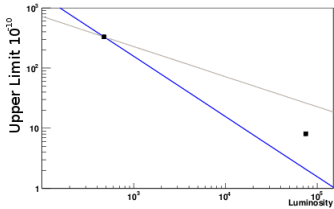


$$\tau \rightarrow e^- e^+ \mu$$

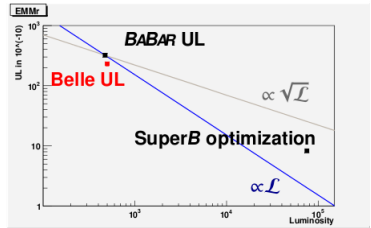


$$\tau \rightarrow e^- e^- \mu$$

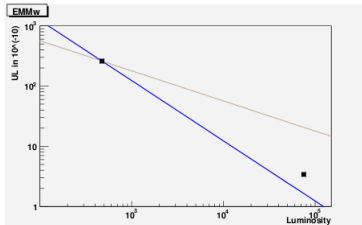
$$\tau \rightarrow 3\ell$$



$$\tau \rightarrow \mu\mu\mu$$



$$\tau \rightarrow \mu^- \mu^+ e$$



$$\tau \rightarrow \mu^- \mu^- e$$

LFV Summary

Current analysis:

- SuperB will be the cutting edge factory for LFV in τ decays
- Beam polarization will improve the the analysis and make distinguishment among NP models possible

| Process | Error on 90% upper limit | 3σ observation |
|------------------------------|--------------------------|-----------------------|
| $\tau \rightarrow \mu\gamma$ | 2.4×10^{-9} | 5.4×10^{-9} |
| $\tau \rightarrow e\gamma$ | 3.0×10^{-9} | 6.8×10^{-9} |

- MSSM would shift muon $g - 2$ by about the presently observed discrepancy $\Delta a_\mu \approx 3 \times 10^{-9}$
- SuperB sensitivity estimates: $\sigma(a_\tau) = 2.6 \times 10^{-6}$
[JHEP098P1108](#)
- SuperB measures $a_\tau(q^2)$ from final state distributions of $e^+e^- \rightarrow \tau^+\tau^-$ See [M.Passera talk](#)
- Luckily NP contributions are constant for small q^2

EDM at SuperB

- Experimental status: $|d_e| < 1.6 \times 10^{-27}$

PhysRevLett.88.071805

- NP expect: $|d_\tau| \propto (m_\tau/m_e)|d_e|$
- SuperB upper limit $|d_e| \approx 10^{-22}$

SuperB 2010 Physic Report

- Again we measure $|d_e|(q^2)$
- Luckily NP contributions are constant for small q^2

EDM at SuperB

Belle result:

- 1 $29.5 fb^{-1}$ data sample
- 2 Resolution: $0.9 - 1.7 \times 10^{-19} ecm$
- 3 J. Bernabeu hep-ex/0210066
- 4 Extrapolation for SuperB ($75 ab^{-1}$): $\sigma(d_\tau) = 17 - 34 \times 10^{-17} ecm$
- 5 No beam polarization assumed!

Another approach: arXiv:0707.1658v1

- Assume beam polarity: (80 ± 1)
- 80% geometry acceptance
- Track reconstruction 97.5%
- $\sigma(d_\tau) \approx 10 \times 10^{-17} ecm$

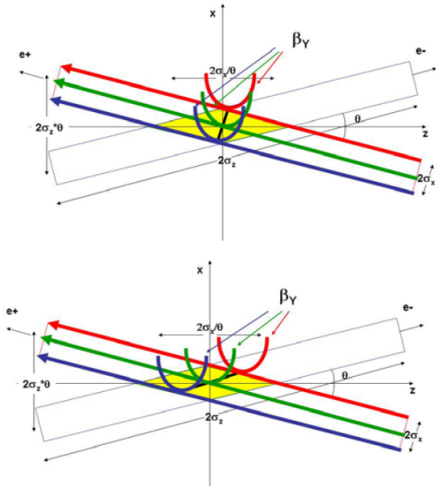
CP Violation

- CP violation has never been observed in τ sector
- SM prediction is negligibly small $O(10^{-12})$ in $\tau^\pm \rightarrow K^{pm}\pi^0\nu$.
- Any observation is clear indication of NP
- Very few NP models can explain this:
 - 1 RPV SUSY
 - 2 Multi Higgs models
- SuperB can improve sensitivity 75 times compared to CLEO
($\xi(\tau \rightarrow K_S\pi\nu) = -2.0 \times 10^{-3}$)

Thank you for your attention.

Backup

Quest for Luminosity

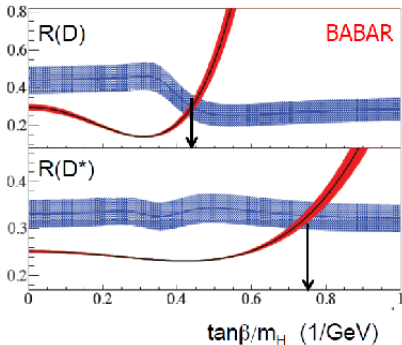


$$L \propto \frac{1}{\sqrt{\beta_y}}, \quad \Phi \approx \frac{\sigma_z \theta}{\sigma_x 2}$$

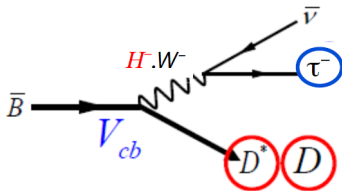
B Rare Decays

$$B^\pm \rightarrow D^{(*)}\tau^\pm\nu$$

Babar ref. arXiv:1205.5442



Hot decay for SuperB!



Observables:

- $R(D) = \frac{B \rightarrow D\tau\nu}{B \rightarrow D\ell\nu}$
- $R(D^*) = \frac{B \rightarrow D^*\tau\nu}{B \rightarrow D^*\ell\nu}$

| | $R(D)$ | $R(D^*)$ |
|-------------------|-------------------------------|-------------------------------|
| BaBar | 0.440 ± 0.071 | 0.332 ± 0.029 |
| SM | 0.297 ± 0.017 | 0.252 ± 0.003 |
| Difference | 2.0σ | 2.7σ |