

Update on measurement of Bose-Einstein Correlations



Marcin Chrzaszcz^{1,2}, Marcin Kucharczyk^{1,3},

Tadeusz Lesiak¹

September 6, 2013

¹ Krakow, ² Zurich, ³ Milano



**University of
Zurich**^{UZH}

1 **Theory introduction**
Two particle Correlations
Goldhaber parametrisation

2 **Selection**

3 **Preliminary results**

4 **Three body correlations**

Two particle Correlations

- Let $W(p_1, p_2, x_1, x_2)$ be a Wigner function.
- For identical particles observed distributions of momentum takes the form:

$$\begin{aligned} \Omega(p_1, p_2) &= \int dx_1 dx_2 (W(p_1, p_2, x_1, x_2) + e^{(x_1 - x_2)(p_1 - p_2)} W(P_{12}, P_{12}, x_1, x_2)) \\ &\equiv \Omega_0(p_1, p_2) [1 + C(p_1, p_2)] \quad (1) \end{aligned}$$

- Space distribution $x_1 - x_2$ can be access via $C(p_1, p_2)$.

Two particle Correlations

- Assuming no correlation in space Wigner function can be factorised:

$$W(p_1, p_2, x_1, x_2) = \Omega_0(p_1, p_2)w(p_1, x_1)w(p_2, x_2) \quad (2)$$

- This simplifies eq.(1): $\Omega(p_1, p_2) = \Omega_0(p_1, p_2)[1 + \int dx W(P_{12}, x)e^{ix(p_1-p_2)}]$
- The 2 body correlation can be written as:

$$C_2(p_1, p_2) = \left| \int dx W(P_{12}, x)e^{ix(p_1-p_2)} \right|^2 \quad (3)$$

- All LEP experiments measured BEC.

Goldhaber parametrisation

Following Goldhaber¹ we can parametrize the correlation function:

$$C_2(q_1, q_2) = N(1 \pm \lambda e^{-Q^2 R^2}) \quad (4)$$

,where $Q = q_1 - q_2$, R radius of the source, λ chaotic parameter, N normalization. Second order correlation function is defined:

$$C_2(q_1, q_2) = \frac{\mathcal{P}(q_1, q_2)}{\mathcal{P}(q_1)\mathcal{P}(q_2)} \equiv \frac{\mathcal{P}(q_1, q_2)}{\mathcal{P}(q_1, q_2)^{ref}} \quad (5)$$

¹Goldhaber et. al. Phys. Rev. Lett 3 (1959)



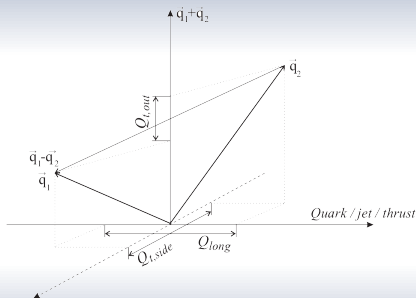
Reference samples

$\mathcal{P}(q_1, q_2)^{ref}$ can be estimated from reference samples:

- 1 MC without BEC.
 - Absence of Coulomb effects in generator.
 - Data-MC agreement.
- 2 Unlike-sign charge particles
 - Resonances contribution
 - Derived from data
- 3 Event-mixing
 - Mixing event by events.
 - PV mixing.

- Longitudinal Centre-of-Mass System(LCMS) is defined as a system where sum of 3-momenta $\vec{q}_1 + \vec{q}_2$ is perpendicular to a reference axis (jet, thrust, z).
- Q^2 can be written:

$$Q^2 = 1 + \lambda e^{-Q_{t,out}^2 R_{t,out}^2 - Q_{t,side}^2 R_{t,side}^2 - Q_{t,long}^2 R_{t,long}^2} = 1 + \lambda e^{-Q_{t,\perp}^2 R_{t,bot}^2 - Q_{t,\parallel}^2 R_{t,\parallel}^2}$$
- One can perform 1,2 or 3 dim analysis.



LEP and CMS results

LEP (pions): 1-dimensional analyses

Hadron-hadron	Reference sample				Experiment
	Unlike		MC or event-mixed		
	R [fm]	λ	R [fm]	λ	
$\pi^\pm\pi^\pm$ (BEC)	0.82 ± 0.04	0.48 ± 0.03	0.52 ± 0.02	0.30 ± 0.01	ALEPH
	0.83 ± 0.03	0.31 ± 0.02	0.47 ± 0.03	0.24 ± 0.02	DELPHI
	—	—	0.46 ± 0.02	0.29 ± 0.03	L3
	0.96 ± 0.02	0.67 ± 0.03	0.79 ± 0.02	0.58 ± 0.01	OPAL
$\pi^0\pi^0$ (BEC)	—	—	0.31 ± 0.10	0.16 ± 0.09	L3
	—	—	0.59 ± 0.11	0.55 ± 0.15	OPAL

LEP (pions): 2- and 3- dimensional analyses

$R_{t,ant}$ [fm]	$R_{t,side}$ [fm]	R_\perp [fm]	R'_\perp [fm]	Experiment
—	—	0.47 ± 0.01	0.77 ± 0.01	ALEPH
—	—	0.79 ± 0.01	0.87 ± 0.02	ALEPH
—	—	$0.53 \pm 0.02 \pm 0.07$	$0.85 \pm 0.02 \pm 0.07$	DELPHI
$0.53 \pm 0.02^{+0.05}_{-0.06}$	$0.59 \pm 0.01^{+0.03}_{-0.13}$	—	$0.74 \pm 0.02^{+0.04}_{-0.03}$	L3
$0.65 \pm 0.01^{+0.02}_{-0.12}$	$0.81 \pm 0.01^{+0.02}_{-0.03}$	—	$0.99 \pm 0.01^{+0.03}_{-0.02}$	OPAL



LEP and CMS results

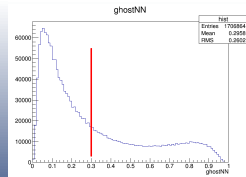
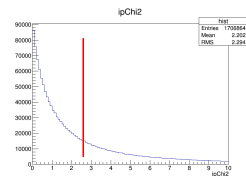
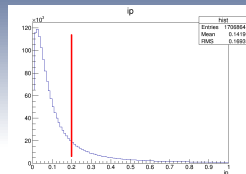
LEP: 1-dimensional analyses

Hadron-hadron	R [fm]	λ	Experiment
$K^{\pm}K^{\pm}$ (BEC)	$0.48 \pm 0.04 \pm 0.07$	$0.82 \pm 0.11 \pm 0.25$	DELPHI [47]
	$0.56 \pm 0.08 \begin{smallmatrix} +0.07 \\ -0.06 \end{smallmatrix}$	$0.82 \pm 0.22 \begin{smallmatrix} +0.17 \\ -0.12 \end{smallmatrix}$	OPAL [48]
$K_S^0K_S^0$ (BEC)	$0.65 \pm 0.07 \pm 0.15$	$0.96 \pm 0.21 \pm 0.40$	ALEPH (MC ref.) [49]
	$0.57 \pm 0.04 \pm 0.14$	$0.63 \pm 0.06 \pm 0.14$	ALEPH (mix ref.) [50]
	$0.55 \pm 0.08 \pm 0.12$	$0.61 \pm 0.16 \pm 0.16$	DELPHI [47]
	$0.76 \pm 0.10 \pm 0.11$	$1.14 \pm 0.23 \pm 0.32$	OPAL [51]
$\bar{p}p$ (FDC)	$0.11 \pm 0.01 \pm 0.01$	$0.49 \pm 0.04 \pm 0.08$	ALEPH [50]
	$0.142 \pm 0.035 \pm 0.047$	$0.76 \pm 0.16 \pm 0.29$	OPAL [52]
$\Lambda\Lambda$ (FDC)	$0.11 \pm 0.02 \pm 0.01$	–	ALEPH [53]
$\Lambda\Lambda$ (FDC) (spin analyses)	$0.17 \pm 0.13 \pm 0.04$	–	ALEPH [53]
	$0.11 \begin{smallmatrix} +0.05 \\ -0.03 \end{smallmatrix} \pm 0.01$	–	DELPHI [54]
	$0.19 \begin{smallmatrix} +0.37 \\ -0.07 \end{smallmatrix} \pm 0.02$	–	OPAL [55]

CMS (2010): 1-dimensional analysis, all charged particles, BEC

Mult. range	p val. (%)	C	λ	r (fm)	δ (10^{-3} GeV $^{-1}$)
2–9	97	0.90 ± 0.01	$0.89 \pm 0.05 \pm 0.20$	$1.00 \pm 0.07 \pm 0.05$	72 ± 12
10–14	38	0.97 ± 0.01	$0.64 \pm 0.04 \pm 0.09$	$1.28 \pm 0.08 \pm 0.09$	18 ± 5
15–19	27	0.96 ± 0.01	$0.60 \pm 0.04 \pm 0.10$	$1.40 \pm 0.10 \pm 0.05$	28 ± 5
20–29	24	0.99 ± 0.01	$0.59 \pm 0.05 \pm 0.17$	$1.98 \pm 0.14 \pm 0.45$	13 ± 3
30–79	28	1.00 ± 0.01	$0.69 \pm 0.09 \pm 0.17$	$2.76 \pm 0.25 \pm 0.44$	10 ± 3

- 1 MiniBias Stripping lines.
- 2 2011 data.
- 3 Select all particles that come from PV with cuts:
 - $TRKChi2 < 2.6$
 - $IP < 0.2mm$
 - $IPCHI2 < 2.6$
 - $PIDNN(\pi, K) > 0.25$
 - $ghostNN < 0.3$
 - $P > 0.2GeV$
 - $Pt > 0.1GeV$





Selection

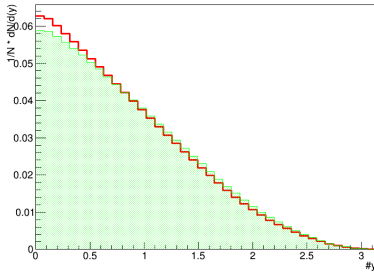
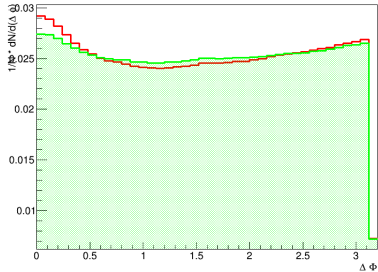
- 1 MiniBias Stripping lines.
- 2 2011 data.
- 3 Select all particles that come from PV with cuts:
 - $TRKChi2 < 2.6$
 - $IP < 0.2mm$
 - $IPCHI2 < 2.6$
 - $PIDNN(\pi, K) > 0.25$
 - $ghostNN < 0.3$
 - $P > 0.2GeV$
 - $Pt > 0.1GeV$

Results in 2011 data

We can rewrite Q in form:

$$Q = \sqrt{-2q_{\perp 1}q_{\perp 2}[\cosh(y_1 - y_2) - \cos(\phi_1 - \phi_2)]} \quad (6)$$

,where y_i are the pseudo-rapidity, ϕ_i are azimuthal angles. We see BEC





Generalization of two body correlations

Assuming no correlations in space the Wigner function can be expressed)analogy to eg.(2):

$$W(p_1, p_2, p_3, x_1, x_2, x_3) = \Omega_0(p_1, p_2, p_3)w(p_1, x_1)w(p_2, x_2)w(p_3, x_3) \quad (7)$$

This leads to correlation function:

$$C_3(p_1, p_2, p_3) = |\widehat{w}(P_{12}, \Delta_{12})|^2 + |\widehat{w}(P_{23}, \Delta_{23})|^2 + |\widehat{w}(P_{31}, \Delta_{31})|^2 + 2\mathcal{R}[\widehat{w}(P_{12}, \Delta_{12})\widehat{w}(P_{23}, \Delta_{23})\widehat{w}(P_{31}, \Delta_{31})] \quad (8)$$

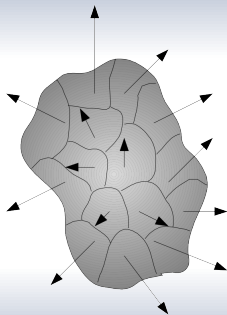
,where $\Delta_{ij} = p_i - p_j$, and $\widehat{w}(P_{ij}, \Delta_{ij}) = \int dx_i dx_j W(P_{ij}, x) e^{ix\Delta_{ij}}$

Probing Cluster Model

Let us consider simple ansatz:

$$W(p_1, p_2, x_1, x_2) = \Omega_0(p_1, p_2) [V(x_1)V(x_2) + \alpha V_2(x_1, x_2)] \quad (9)$$

,where $V(x) = \int \phi(x - X)V_c(X)dX$,
 $V_2 = \int V_c(X)\phi(x_1 - X)\phi(x_2 - X)dX$



Probing Cluster Model

Let us consider simple ansatz:

$$W(p_1, p_2, x_1, x_2) = \Omega_0(p_1, p_2) [V(x_1)V(x_2) + \alpha V_2(x_1, x_2)] \quad (9)$$

,where $V(x) = \int \phi(x - X)V_c(X)dX$,

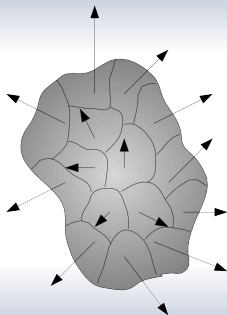
$V_2 = \int V_c(X)\phi(x_1 - X)\phi(x_2 - X)dX$

$V_c(X)$ is the distribution of clusters in space.

$\phi(x - X)$ is the shape of the cluster.

$V(x_1)V(x_2)$ emission from two clusters.

$V_2(x_1, x_2)$ emission from single cluster.

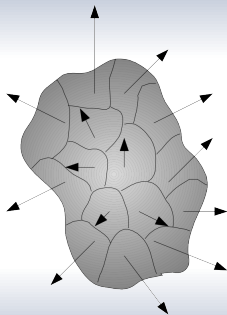


Probing Cluster Model

The correlation function for this ansatz takes form:

$$C(p_1, p_2) = |\widehat{V}_c(\Delta_{12})\widehat{\phi}(\Delta_{12})|^2 + \alpha|\widehat{\phi}(\Delta_{12})|^2 \quad (10)$$

where $\widehat{\phi}(\Delta_{12}) = \int dx \phi(x) e^{ix\Delta_{12}}$





Conclusions

- BEC clearly visible in data.
- Analysis systematically dominated.
- Enough events to perform first measurement of 3 body correlations.