

Lepton Flavour Violation at LHCb

Marcin Chrzęszcz^{1,2}
on behalf of the LHCb collaboration

¹ University of Zurich,
² Institute of Nuclear Physics, Krakow

International Workshop on Tau Lepton Physics 2014,
Aachen, Germany



University of
Zurich^{UZH}



December 1, 2015

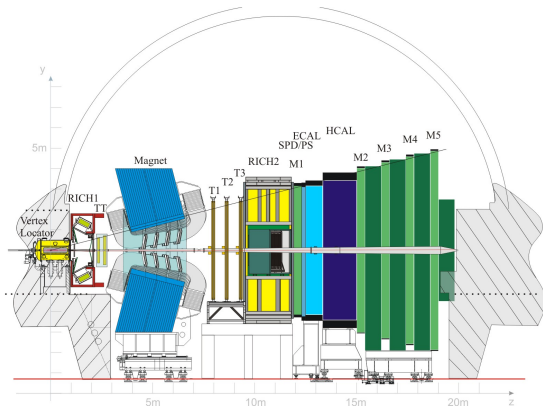
Outline



University of
Zurich^{UZH}



LHCb detector



LHCb is a forward spectrometer:

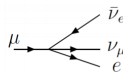
- Excellent vertex resolution.
- Efficient trigger.
- High acceptance for τ and B.
- Great Particle ID

Lepton Flavour/Number Violation

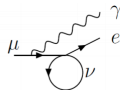
Lepton Flavour Violation(LFV):

After μ^- was discovered (1936) it was natural to think of it as an excited e^- .

- Expected: $B(\mu \rightarrow e\gamma) \approx 10^{-4}$
- Unless another ν , in intermediate vector boson loop, cancels.



$$\nu_\mu = \nu_e$$



I.I.Rabi:

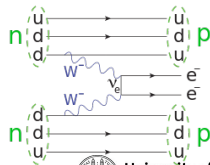
"Who ordered that?"



- Up to this day charged LFV is being searched for in various decay modes.
- LFV was already found in neutrino sector (oscillations).

Lepton Number Violation (LNV) (see J. Harrison [talk](#))

- Even with LFV, lepton number can be a conserved quantity.
- Many NP models predict its violation (Majorana neutrinos)
- Searched in so called Neutrinoless double β decays.



University of
Zurich^{ETH}



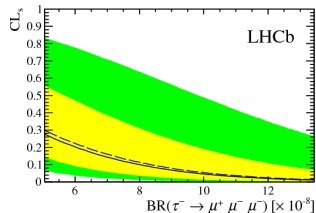
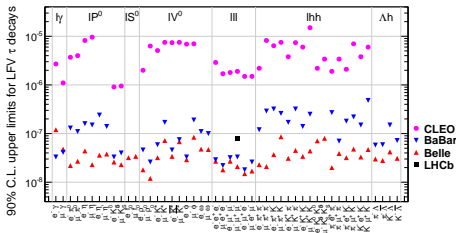
Status of $\tau \rightarrow \mu\mu\mu$ in Tau 2012

current limits (90% CL)

BaBar 3.3×10^{-8}

Belle 2.1×10^{-8}

LHCb 8.0×10^{-8} (1fb^{-1})



Today: Update with full LHCb data sample (3fb^{-1})!



University of
Zurich^{ZH}



- Blind analysis.
- Loose selection.
- Multivariate classification in: mass, $PID(\mathcal{M}_{PID})$, geometry(\mathcal{M}_{3body}).
- Binning optimisation.
- Consider 2012(8 TeV) and 2011(7 TeV) data separately.
- Relative normalisation ($D_s \rightarrow \phi(\mu\mu)\pi$).
- Invariant mass fit for expected background in each likelihood bin: fit in $|m - m_\tau| > 30$ MeV.
- “middle sidebands” for classifier evaluation and tests: $(20 \text{ MeV} < |m - m_\tau| < 30 \text{ MeV})$.
- CLs for limit calculation.



- τ 's in LHCb come from five main sources:

Mode	7 TeV	8 TeV
Prompt $D_s \rightarrow \tau$	$71.1 \pm 3.0 \%$	$72.4 \pm 2.7 \%$
Prompt $D^+ \rightarrow \tau$	$4.1 \pm 0.8 \%$	$4.2 \pm 0.7 \%$
Non-prompt $D_s \rightarrow \tau$	$9.0 \pm 2.0 \%$	$8.5 \pm 1.7 \%$
Non-prompt $D^+ \rightarrow \tau$	$0.18 \pm 0.04 \%$	$0.17 \pm 0.04 \%$
$X_b \rightarrow \tau$	$15.5 \pm 2.7 \%$	$14.7 \pm 2.3 \%$

$\mathcal{B}(D^+ \rightarrow \tau)$

- There is no measurement of $\mathcal{B}(D^+ \rightarrow \tau)$.
- One can calculate it from: $\mathcal{B}(D^+ \rightarrow \mu\nu_\mu)$ + helicity suppression + phase space.
- hep-ex:0604043.
- $\mathcal{B}(D^+ \rightarrow \tau\nu_\tau) = (1.0 \pm 0.1) \times 10^{-3}$.

- LHCb uses complex trigger¹
- $\mathcal{O}(100)$ trigger lines.
- Lines change with data taking.
- Optimized choice of triggers based on $\frac{s}{\sqrt{b}}$ FOM.
- Evaluated different triggers used in 2012 data taking.
- Found negligible differences in trigger efficiencies.

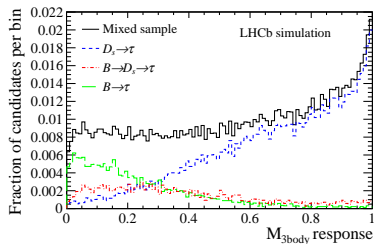
¹[arxiv 1211.3055](https://arxiv.org/abs/1211.3055)

- As mentioned in LHC we have different production sources of τ 's.
- Each source has different detector response signature.
- To maximise our performance we trained classifiers for each of the τ sources using:
 - Kinematic properties of τ candidate.
 - Geometric properties of τ candidate, like pointing angle, DOCA, Vertex χ^2 , flight distance.
 - Isolations, for vertex and individual tracks.
- After training the individual classifiers one that combines all this information in a single classifier on mixed sample of τ 's.
- This technique is known as Blending or Ensemble learning.
- Using this approach we gain 6% sensitivity!

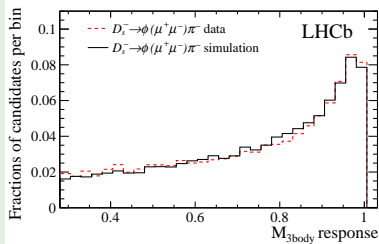
Performance of Blend classifier

- Classifier prefers τ 's from prompt D_s , the dominant channel.

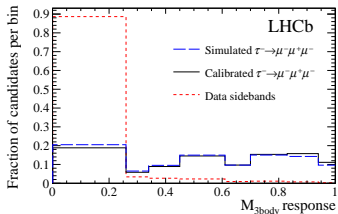
MC response for different τ production channels



Response for $D_s \rightarrow \phi\pi$ data and MC

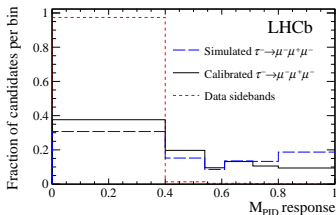


- Assume all differences between $\tau \rightarrow \mu\mu\mu$ and $D_s \rightarrow \phi\pi$ come from kinematics (mass, resonance, decay time), which is correct in MC.
- Get correction $D_s \rightsquigarrow \tau$ from MC.
- Apply corrections to $D_s \rightarrow \phi\pi$ on data.



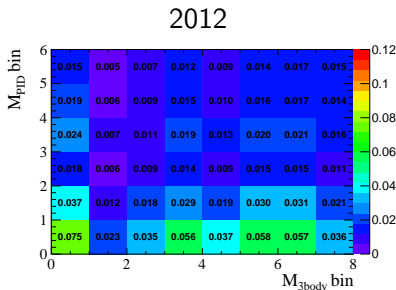
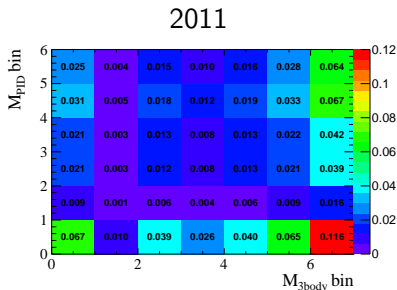
- $D_s \rightarrow \phi\pi$ well modelled in MC.

- Classifier trained on inclusive MC sample.
- Using information from: RICH, Calorimeters, Muon system and tracking.
- Correct for the MC efficiency using control channel:
 $D_s \rightarrow \phi(\mu\mu)\pi$ and $B \rightarrow J/\psi(\mu\mu)K$



Binning optimisation

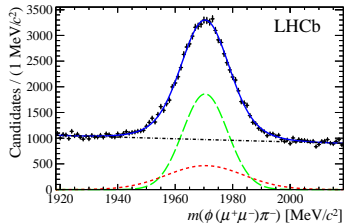
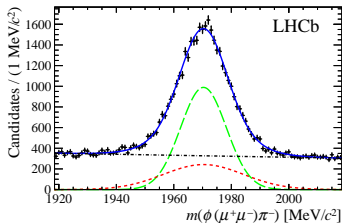
- Events are distributed among $\mathcal{M}_{3body}, \mathcal{M}_{PID}$ plane.
- In 2D we group the events in groups(bins)
- Bins are optimised using CL_s method.
- The lowest bins are rejected, because they do not contribute to the limit sensitivity.
- In rest of the bins a fit to mass side-bands is performed in order to estimate number of expected background in signal window.



Mass shape

- Double-Gaussian with fixed fraction (70 % inner Gaussian).
- Fix fraction to ease calibration.
- Correct mass by MC:

$$\sigma_{data}^{\tau} = \frac{\sigma_{MC}^{\tau}}{\sigma_{MC}^{D_s}} \times \sigma_{data}^{D_s}$$



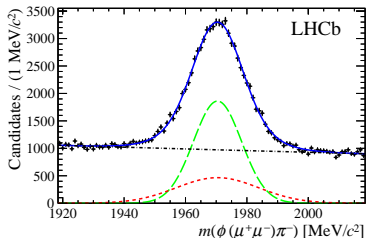
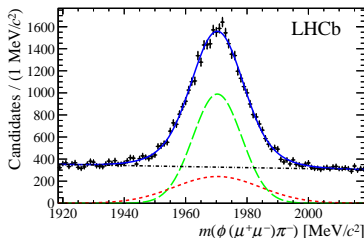
Calibrated τ Mass shape	7 TeV	8 TeV
Mean (MeV)	1779.1 ± 0.1	1779.0 ± 0.1
σ_1 (MeV)	7.7 ± 0.1	7.6 ± 0.1
σ_2 (MeV)	12.0 ± 0.8	11.5 ± 0.5



Relative normalisation

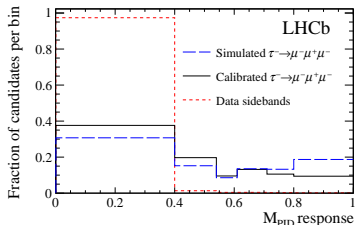
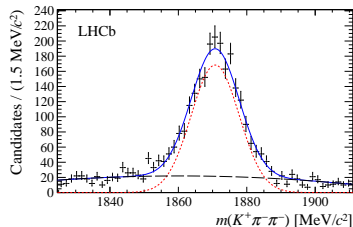
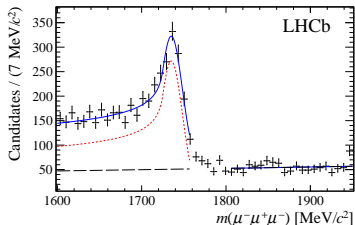
$$\mathcal{B}(\tau \rightarrow \mu\mu\mu) = \frac{\mathcal{B}(D_s \rightarrow \phi\pi)}{\mathcal{B}(D_s \rightarrow \tau\nu_\tau)} \times f_{D_s}^\tau \times \frac{\varepsilon_{\text{norm}}}{\varepsilon_{\text{sig}}} \times \frac{N_{\text{sig}}}{N_{\text{norm}}} = \alpha \times N_{\text{sig}}$$

- where ε stands for trigger, reconstruction, selection efficiency.
- $f_{D_s}^\tau$ is the fraction of τ coming from D_s .
- norm = normalisation channel $D_s \rightarrow \phi\pi$
i.e. $(83 \pm 3)\%$ for 2012.



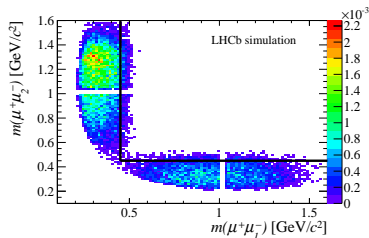
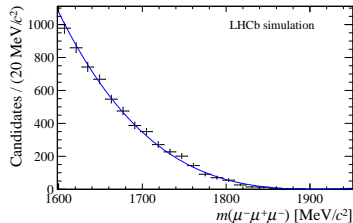
Misidentification

- Most dominant: $D^+ \rightarrow K\pi\pi$.
- Also seen $D^+ \rightarrow \pi\pi\pi$ and $D_s \rightarrow \pi\pi\pi$.
- All contained in the lowest \mathcal{M}_{PID} bin.



Dangerous backgrounds

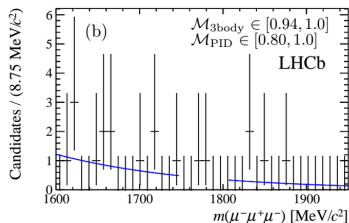
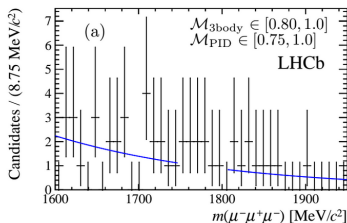
- $\phi \rightarrow \mu\mu + X$: narrow veto on dimuon mass.
- $D_s \rightarrow \eta(\mu\mu\gamma)\mu\nu_\mu$: not so easy:
 - Model it
 - Remove it with dimuon mass cut:
 - Fits better understood.
 - Sensitivity unchanged when removing veto.
 - Smaller uncertainty on expected background.



Remaining backgrounds

- Fit exponential to invariant mass spectrum in each likelihood bin.
 - Don't use blinded region (± 30 MeV).
- Compatible results blinding only ± 20 MeV²

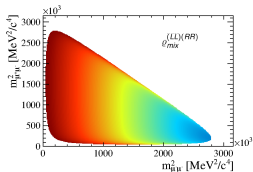
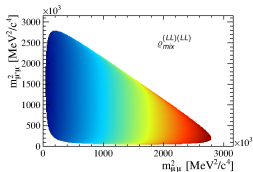
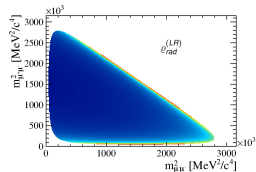
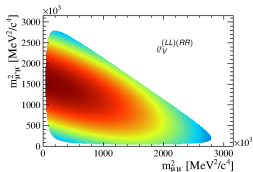
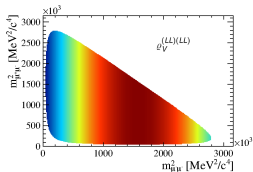
Example of most sensitive regions in 2011 and 2012



²partially used in classifier development

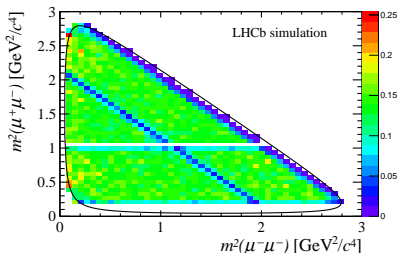
Model dependence

- η veto \Rightarrow our limit not constraining to New Physics with small $m_{\mu^+\mu^-}$.
- Model description in [arXiv:0707.0988](https://arxiv.org/abs/0707.0988) by S.Turczyk.
- 5 relevant Dalitz distributions: 2 four-point operators, 1 radiative operator, 2 interference terms.

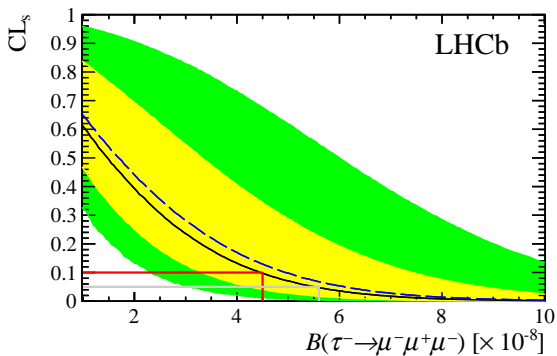


Model dependence

- η veto \Rightarrow our limit not constraining to New Physics with small $m_{\mu^+\mu^-}$.
- Model description in [arXiv:0707.0988](https://arxiv.org/abs/0707.0988) by S.Turczyk.
- 5 relevant Dalitz distributions: 2 four-point operators, 1 radiative operator, 2 interference terms.
- With radiative distribution limit gets worse by a factor of 1.5 (dominantly from the η veto).
- The other four Dalitz distributions behave nicely (within 7 %).



Results



Limits(PHSP):

Observed(Expected)

$4.6 (5.0) \times 10^{-8}$ at 90% CL

$5.6 (6.1) \times 10^{-8}$ at 95% CL

Dalitz distribution	$\times 10^{-8}$
$\varrho_V^{(LL)(LL)}$	4.2 (4.7)
$\varrho_V^{(LL)(RR)}$	4.1 (4.6)
$\varrho_V^{(LR)}$	6.8 (7.6)
$\varrho_{rad}^{(LL)(LL)}$	4.4 (5.1)
$\varrho_{mix}^{(LL)(RR)}$	4.6 (5.0)
ϱ_{mix}	

"The Rule of Three"

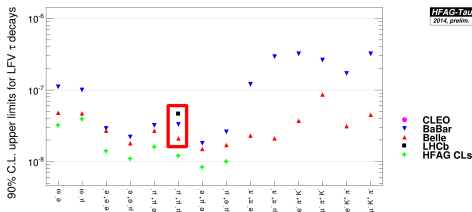
$\tau \rightarrow \mu\mu\mu$ limits (90% CL)

BaBar(FC) 3.3×10^{-8}

Belle(FC) 2.1×10^{-8}

LHCb(CLs) 4.6×10^{-8}

HFAG(CLs) 1.2×10^{-8}



From A.Lusiani talk

To conclude:

- LHCb updated $\tau \rightarrow \mu\mu\mu$ with full data set.
- We are getting close to B-factories.
- Thanks to 3 experiments we have a world limit:
 $\mathcal{B}(\tau \rightarrow \mu\mu\mu) < 1.2 \times 10^{-8}$ at 90% CL.



University of
Zurich^{ZH}

