

Hunting for New Physics phenomena in LHCb experiment

Marcin Chrz



University of
Zurich ^{UZH}



IFJ PAN

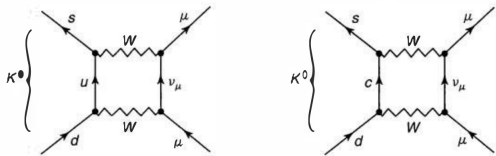
November 24, 2016

Outline

1. Why flavour is important.
2. LHCb detector.
3. Lepton Flavour Violation.
4. Dark Boson searches.
5. Electroweak penguins.
6. Measurement of Higher K^* states in Electroweak Penguin decays.
7. Theory interpretation.
8. Disclaimers about some theory predictions.
9. Conclusions.

Why Flavour is important?


A lesson from history - GIM mechanism



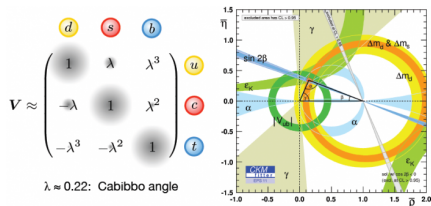
- Cabibbo angle was successful in explaining dozens of decay rates in the 1960s.
- There was, however, one that was not observed by experiments: $K^0 \rightarrow \mu^- \mu^+$.
- Glashow, Iliopoulos, Maiani (GIM) mechanism was proposed in the 1970 to fix this problem. The mechanism required the existence of a 4th quark.
- At that point most of the people were skeptical about that. Fortunately in 1974 the discovery of the J/ψ meson silenced the skeptics.

$$\frac{-ig_W}{2\sqrt{2}} \gamma^\mu (1 - \gamma^5) (-\sin \theta_C)$$

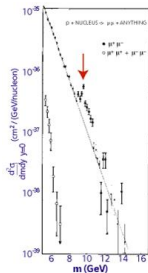
$$\frac{-ig_W}{2\sqrt{2}} \gamma^\mu (1 - \gamma^5) \cos \theta_C$$



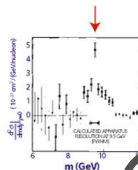
A lesson from history - CKM matrix



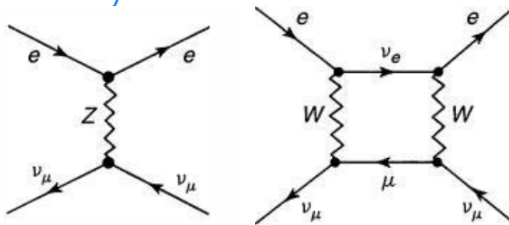
- Similarly, CP violation was discovered in 1960s in the neutral kaons decays.
- 2×2 Cabbibo matrix could not allow for any CP violation.
- For CP violation to be possible one needs at least a 3×3 unitary matrix \rightarrow Cabibbo-Kobayashi-Maskawa matrix (1973).
- It predicts existence of b (1977) and t (1995) quarks.




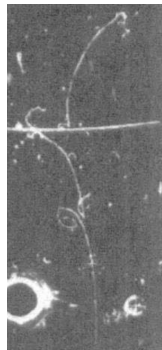
Results published in
Physical Review Letters
August 1, 1977



A lesson from history - Weak neutral current

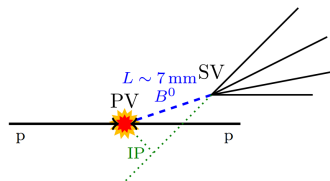
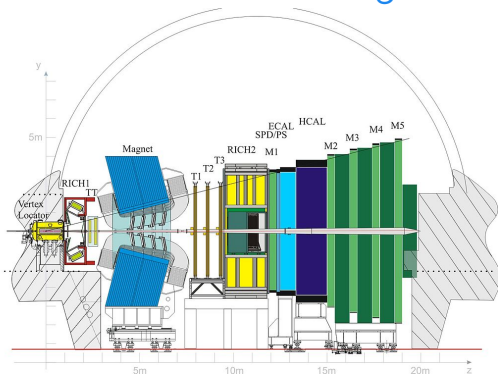


- Weak neutral currents were first introduced in 1958 by Buldman.
- Later on they were naturally incorporated into unification of weak and electromagnetic interactions.
- 't Hooft proved that the GWS models was renormalizable.
- Everything was there on theory side, only missing piece was the experiment, till 1973.



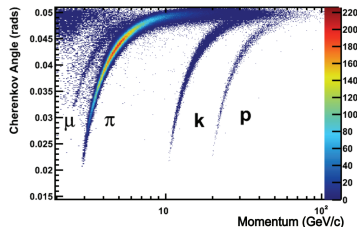
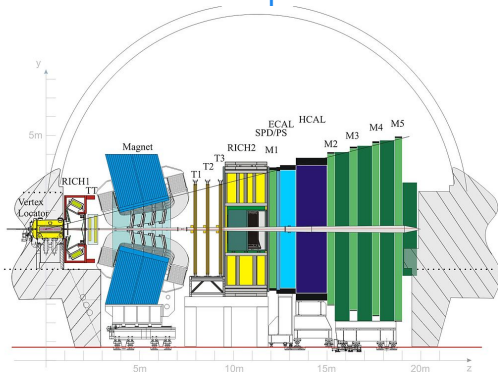
LHCb detector

LHCb detector - tracking



- Excellent Impact Parameter (IP) resolution ($20 \mu\text{m}$).
⇒ Identify secondary vertices from heavy flavour decays
- Proper time resolution $\sim 40 \text{ fs}$.
⇒ Good separation of primary and secondary vertices.
- Excellent momentum ($\delta p/p \sim 0.4 - 0.6\%$) and inv. mass resolution.
⇒ Low combinatorial background.

LHCb detector - particle identification



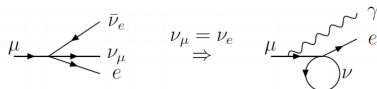
- Excellent Muon identification $\epsilon_{\mu \rightarrow \mu} \sim 97\%$, $\epsilon_{\pi \rightarrow \mu} \sim 1 - 3\%$
- Good $K - \pi$ separation via RICH detectors, $\epsilon_{K \rightarrow K} \sim 95\%$,
 $\epsilon_{\pi \rightarrow K} \sim 5\%$.
⇒ Reject peaking backgrounds.
- High trigger efficiencies, low momentum thresholds. Muons:
 $p_T > 1.76 \text{ GeV}$ at L0, $p_T > 1.0 \text{ GeV}$ at HLT1,
 $B \rightarrow J/\psi X$: Trigger $\sim 90\%$.

Lepton Flavour Violation

Lepton Flavour/Number Violation

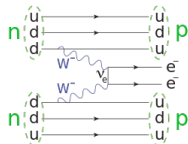
1. Lepton Flavour Violation (LFV) found in neutrino sector - the first phenomena outside the Standard Model.
2. The search for charged lepton flavour violation (CLFV) commenced with muon discovery (1936) and its identification as a separate particle.

- Expected: $B(\mu \rightarrow e\gamma) \approx 10^{-4}$
- Unless there is another ν .

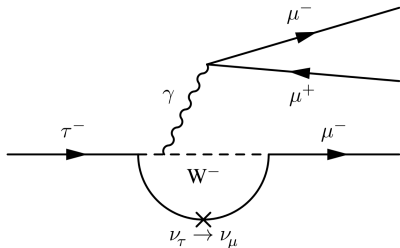


3. The observation of CLFV would be a clear signature of New Physics (NP) - paramount importance for flavour physics and the enigma of generations.
4. LFV vs LNV (Lepton Number Violation)

- Even with LFV, lepton number can be a conserved quantity.
- Many NP models predict LNV (Majorana neutrinos)
- LNV searched in so-called neutrinoless double β decays.



Status of searches for $\tau \rightarrow \mu\mu\mu$



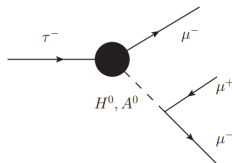
- Charged Lepton Flavour Violation process.
- The Standard Model contribution: penguin diagram with neutrino oscillation.
- Negligible SM branching fraction.
- Large enhancement from NP models like: SUSY, Little Higgs, Fourth generation, etc.

Predictions

SM $O(10^{-40})$
 var. SUSY 10^{-10}
 non universal Z' 10^{-8}
 mSUGRA+seesaw 10^{-9}
 and many more...

Current limits (90 % CL)

BaBar 3.3×10^{-8}
 Belle 2.1×10^{-8}



Strategy

1. Data sample: 1fb^{-1} 7 TeV and 2fb^{-1} 8TeV.
2. Normalization (control) decay channel: $D_s \rightarrow \phi(\mu\mu)\pi$.
3. Blind analysis in the region of $|m_{\mu\mu\mu} - m_\tau| < 20 \text{ MeV}/c^2$.
4. Event selection:
 - Preselection of three tracks that combine to give a mass close to m_τ , with displaced vertex.
 - Selection based on three classifiers:
 - Geometry and topology (\mathcal{M}_{3body}) - multivariate classifier
 - PID (\mathcal{M}_{PID}) - multivariate classifier
 - Three muon invariant mass ($m_{\mu\mu\mu}$)
5. Major background contributions: $D_s \rightarrow \eta(\mu\mu\gamma)\mu\nu$ and $D \rightarrow K\pi\pi$ decays.
6. Evaluation of the upper limit on $\mathcal{B}(\tau \rightarrow \mu\mu\mu)$ using CL_s method.

τ production at LHCb

- τ 's in LHCb come from five main sources:

Mode	7 TeV	8 TeV
Prompt $D_s \rightarrow \tau$	$71.1 \pm 3.0\%$	$72.4 \pm 2.7\%$
Prompt $D^+ \rightarrow \tau$	$4.1 \pm 0.8\%$	$4.2 \pm 0.7\%$
Non-prompt $D_s \rightarrow \tau$	$9.0 \pm 2.0\%$	$8.5 \pm 1.7\%$
Non-prompt $D^+ \rightarrow \tau$	$0.18 \pm 0.04\%$	$0.17 \pm 0.04\%$
$X_b \rightarrow \tau$	$15.5 \pm 2.7\%$	$14.7 \pm 2.3\%$

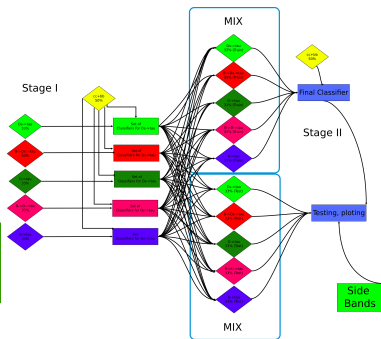
$\mathcal{B}(D^+ \rightarrow \tau)$

- There is no measurement of $\mathcal{B}(D^+ \rightarrow \tau)$.
- One can calculate it from: $\mathcal{B}(D^+ \rightarrow \mu\nu_\mu)$ + helicity suppression + phase space.
- hep-ex:0604043.
- $\mathcal{B}(D^+ \rightarrow \tau\nu_\tau) = (1.0 \pm 0.1) \times 10^{-3}$.

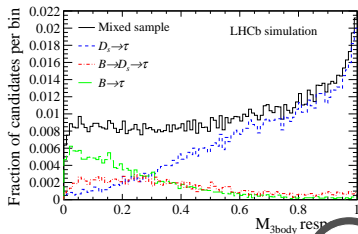
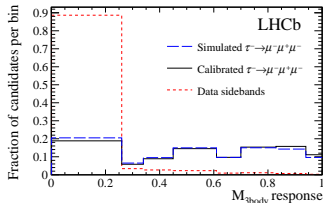
Multivariate Analysis

- ⇒ First usage of the blending technique in HEP!
- ⇒ Each τ source has its own "target" classifier.
- ⇒ 5 classifiers are then "blended" together.
- ⇒ Gain 6% on signal efficiency.

Up to today the most advanced MVA used in LHCb!



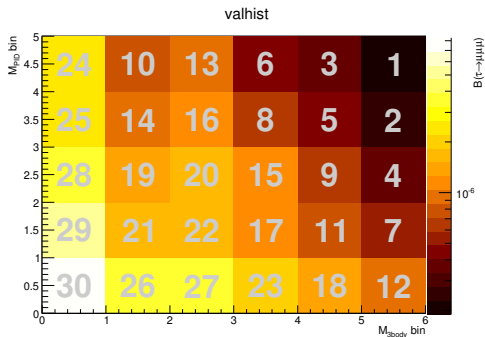
- ⇒ Calibrated on data using $D_s \rightarrow \phi\pi$



Optimization

- Events are distributed among \mathcal{M}_{3body} , \mathcal{M}_{PID} plane.
- In 2D we collect the events in groups(bins)
- Bins are optimised using CL_s method:

$$CL_s = \frac{\prod_{i=1}^{N_{\text{chan}}} \sum_{n=0}^{n_i} \frac{e^{-(s_i+b_i)} (s_i + b_i)^n}{n!}}{\prod_{i=1}^{n_{\text{chan}}} \sum_{n=0}^{n_i} \frac{e^{-b_i} b_i^n}{n!}},$$

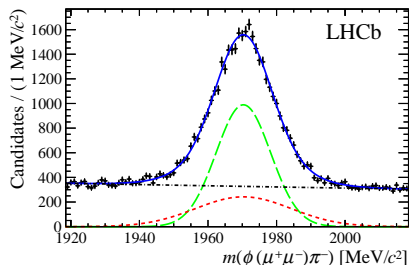


Relative normalisation

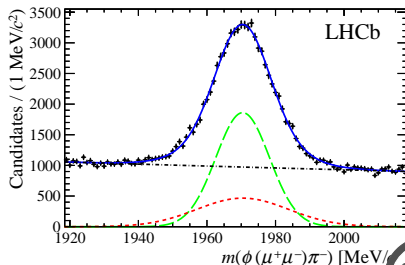
$$\mathcal{B}(\tau \rightarrow \mu\mu\mu) = \frac{\mathcal{B}(D_s \rightarrow \phi\pi)}{\mathcal{B}(D_s \rightarrow \tau\nu_\tau)} \times f_{D_s}^\tau \times \frac{\varepsilon_{\text{norm}}}{\varepsilon_{\text{sig}}} \times \frac{N_{\text{sig}}}{N_{\text{norm}}} = \alpha \times N_{\text{sig}}$$

- where ε stands for trigger, reconstruction, selection efficiency.
- $f_{D_s}^\tau$ is the fraction of τ coming from D_s .
- norm = normalisation channel $D_s \rightarrow \phi\pi$
i.e. $(83 \pm 3)\%$ for 2012 data.

2011

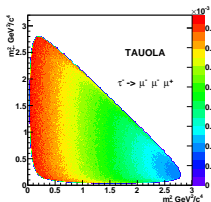
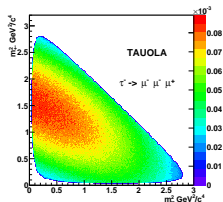
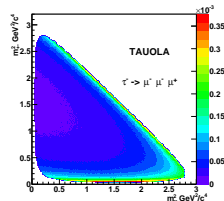
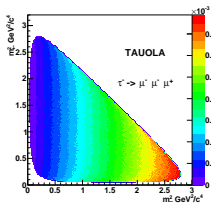
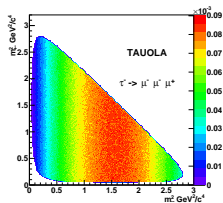


2012



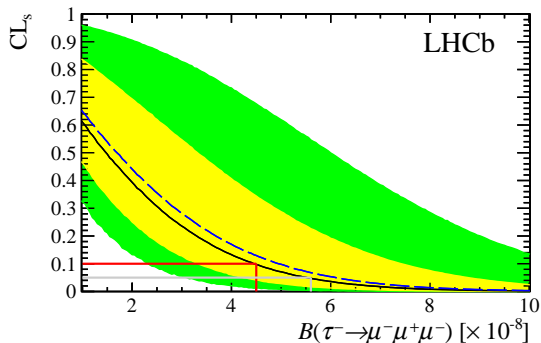
Model dependence

- Model description in [arXiv:0707.0988](https://arxiv.org/abs/0707.0988) by S.Turczyk using Effective Field Theory approach.
- 5 relevant Dalitz distributions: 2 four-point operators, 1 radiative operator, 2 interference terms.
- All five cases implemented in TAUOLA.



M.Chrzaszcz,
T.Przedzinski, Z.Was,
J.Zareba
[arXiv:1609.04617](https://arxiv.org/abs/1609.04617)

Results



Limits(PHSP):

Observed(Expected)

$4.6 (5.0) \times 10^{-8}$ at 90% CL

$5.6 (6.1) \times 10^{-8}$ at 95% CL

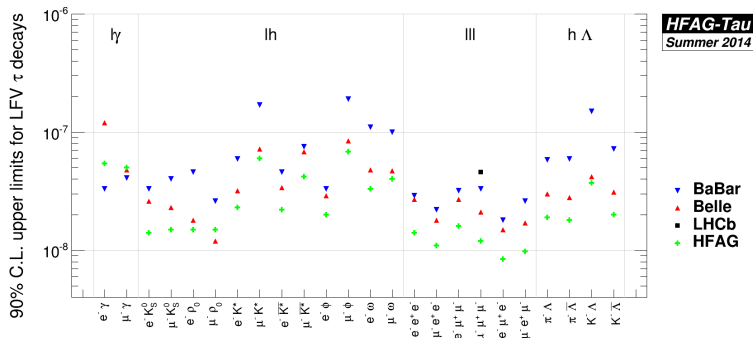
Dalitz distribution	$\times 10^{-8}$
$\varrho_V^{(LL)(LL)}$	4.2 (4.7)
$\varrho_V^{(LL)(RR)}$	4.1 (4.6)
$\varrho_V^{(LR)}$	6.8 (7.6)
$\varrho_{rad}^{(LL)(LL)}$	4.4 (5.1)
$\varrho_{mix}^{(LL)(RR)}$	4.6 (5.0)
ϱ_{mix}	

Combination of LFV UL

⇒ To "squeeze" the most of the LFV New Physics exclusions there was an idea to combine the limits for LHCb and B factories.

⇒ As a result I have been enrolled as HFAG member.

$\tau \rightarrow \mu\mu\mu$ is the most cited number of the HFAG report!!!



arXiv:1412.7515, [HFAG, M.Chrzaszcz, et. al.]

Dark Boson searches

Generalize Higgs potential

⇒ The model is extremely simple:

$$V(H, S) = V_H + V_{\text{mix}} + V_S,$$

where

$$\begin{aligned}V_H &= -\mu^2 H^\dagger H + \lambda_H (H^\dagger H)^2 \\V_{\text{mix}} &= \frac{a_1}{2} (H^\dagger H) S + \frac{a_2}{2} (H^\dagger H) S^2 \\V_S &= \frac{b_2}{2} S^2 + \frac{b_3}{3} S^3 + \frac{b_4}{4} S^4\end{aligned}$$



- ⇒ The main advantage of this potential is that it fixes the inflation problem.
- ⇒ Now the Lagrangian needs to be written in physical degrees of freedom
- ⇒ Then you generate the mass is given(see backup for details):

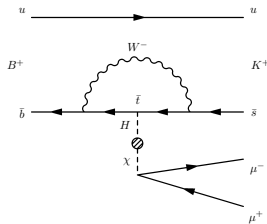
$$\begin{pmatrix} h \\ s \end{pmatrix} = \begin{pmatrix} \sin \theta & \cos \theta \\ \cos \theta & \sin \theta \end{pmatrix} \begin{pmatrix} s' \\ h' \end{pmatrix}$$

Implications for Flavour

- ⇒ The mixing angle between the Higgs and the Inflaton has to be small.
- ⇒ Typically if $m_H = 125$ GeV then $m_S \sim \mathcal{O}(1)$ GeV.
- ⇒ If yes we can look for this in B decays:

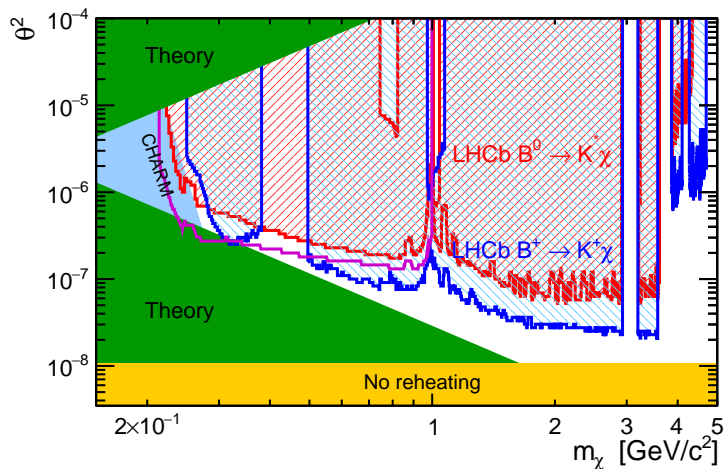
$$\text{Br}(B \rightarrow \chi X_s) \sim 10^{-6} \left(1 - \frac{m_\chi^2}{m_b^2}\right) \left(\frac{\beta}{\beta_0}\right) \left(\frac{300\text{MeV}}{m_\chi}\right)$$

- ⇒ The inflaton has a small width and non zero life-time.
- ⇒ The analysis is a peak search.



It has passed the collaboration review and will be shown first time by my PhD student at the Epiphany conference.

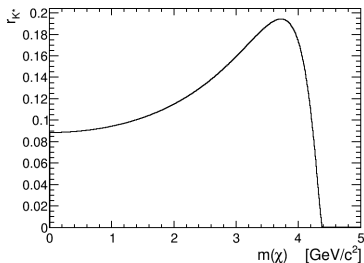
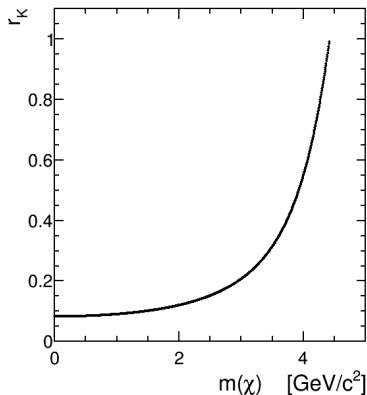
RIP Inflaton



The inflaton model, so what?

⇒ Now if we look how many of the X_s are K and K^* we define the variables:

$$r_K = \frac{B \rightarrow K\chi}{B \rightarrow X_s\chi} \quad r_{K^*} = \frac{B \rightarrow K^*\chi}{B \rightarrow X_s\chi}$$

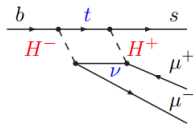
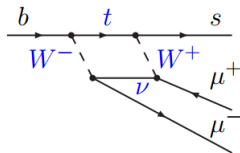
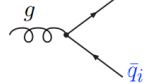
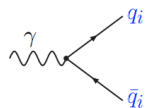
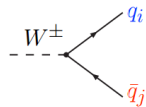
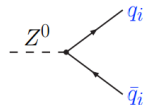


⇒ So the assumption about 33 % was generous assumption.

Electroweak penguins

Why Electroweak penguins?

- The SM allows only the charged interactions to change flavour.
 - Other interactions are flavour conserving.
- One can escape this constraint and produce $b \rightarrow s$ and $b \rightarrow d$ at loop level.
 - These kind of processes are suppressed in SM \rightarrow Rare decays.
 - New Physics can enter in the loops.



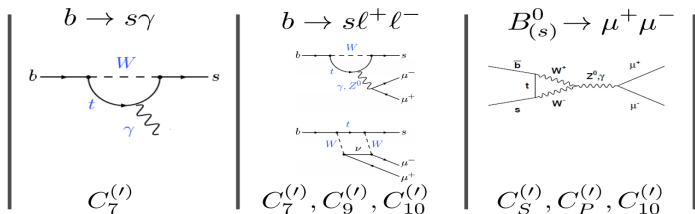
Tools in rare B^0 decays

- Operator Product Expansion and Effective Field Theory

$$H_{eff} = -\frac{4G_f}{\sqrt{2}} VV'^* \sum_i \left[\underbrace{C_i(\mu) O_i(\mu)}_{\text{left-handed}} + \underbrace{C'_i(\mu) O'_i(\mu)}_{\text{right-handed}} \right],$$

- i=1,2 Tree
- i=3-6,8 Gluon penguin
- i=7 Photon penguin
- i=9,10 EW penguin
- i=S Scalar penguin
- i=P Pseudoscalar penguin

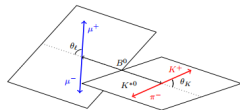
where C_i are the Wilson coefficients and O_i are the corresponding effective operators.



$B^0 \rightarrow K^* \mu^- \mu^+$ kinematics

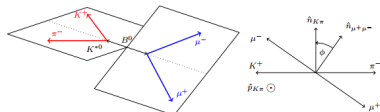
\Rightarrow The kinematics of $B^0 \rightarrow K^* \mu^- \mu^+$ decay is described by three angles θ_l , θ_k , ϕ and invariant mass of the dimuon system (q^2).

$\Rightarrow \cos \theta_k$: the angle between the direction of the kaon in the K^* ($\overline{K^*}$) rest frame and the direction of the K^* ($\overline{K^*}$) in the B^0 ($\overline{B^0}$) rest frame.



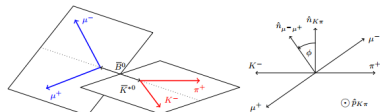
(a) θ_k and θ_l definitions for the B^0 decay

$\Rightarrow \cos \theta_l$: the angle between the direction of the μ^- (μ^+) in the dimuon rest frame and the direction of the dimuon in the B^0 ($\overline{B^0}$) rest frame.



(b) ϕ definition for the B^0 decay

$\Rightarrow \phi$: the angle between the plane containing the μ^- and μ^+ and the plane containing the kaon and pion from the K^* .



(c) ϕ definition for the $\overline{B^0}$ decay

$B^0 \rightarrow K^* \mu^- \mu^+$ kinematics

⇒ The kinematics of $B^0 \rightarrow K^* \mu^- \mu^+$ decay is described by three angles θ_l , θ_k , ϕ and invariant mass of the dimuon system (q^2).

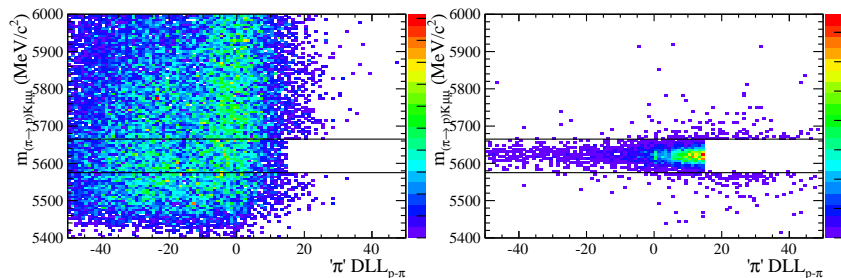
$$\begin{aligned} \frac{d^4\Gamma}{dq^2 d\cos\theta_K d\cos\theta_l d\phi} = & \frac{9}{32\pi} \left[J_{1s} \sin^2\theta_K + J_{1c} \cos^2\theta_K + (J_{2s} \sin^2\theta_K + J_{2c} \cos^2\theta_K) \cos 2\theta_l \right. \\ & + J_3 \sin^2\theta_K \sin^2\theta_l \cos 2\phi + J_4 \sin 2\theta_K \sin 2\theta_l \cos \phi + J_5 \sin 2\theta_K \sin \theta_l \cos \phi \\ & + (J_{6s} \sin^2\theta_K + J_{6c} \cos^2\theta_K) \cos \theta_l + J_7 \sin 2\theta_K \sin \theta_l \sin \phi + J_8 \sin 2\theta_K \sin 2\theta_l \sin \phi \\ & \left. + J_9 \sin^2\theta_K \sin^2\theta_l \sin 2\phi \right], \end{aligned}$$

⇒ This is the most general expression of this kind of decay.

Peaking backgrounds

- ⇒ A number of peaking backgrounds that can be mistaken as your signal.
- ⇒ There were specially designed vetoes to fight each of them.

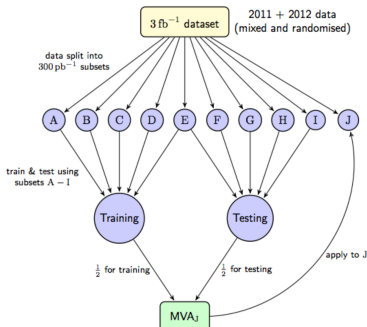
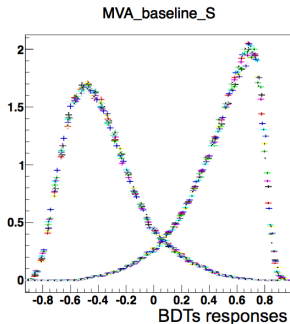
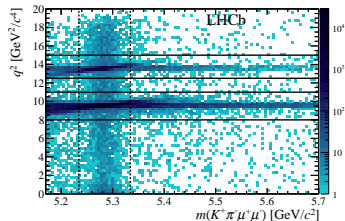
Channel	after preselection, before vetoes		after vetoes and selection	
	Estimated events	% signal	Estimated events	% signal
$\Lambda_b \rightarrow \Lambda^*(1520)^0 \mu\mu$	$(1.0 \pm 0.5) \times 10^3$	19 ± 8	51 ± 25	1.0 ± 0.4
$\Lambda_b \rightarrow p K \mu\mu$	$(1.0 \pm 0.5) \times 10^2$	1.9 ± 0.8	5.7 ± 2.8	0.11 ± 0.05
$B_d^0 \rightarrow K^+ \mu\mu$	28 ± 7	0.55 ± 0.06	1.6 ± 0.5	0.031 ± 0.006
$B_s^0 \rightarrow \phi \mu\mu$	$(3.2 \pm 1.3) \times 10^2$	6.2 ± 2.1	17 ± 7	0.33 ± 0.12
signal swaps	$(3.6 \pm 0.9) \times 10^2$	6.9 ± 0.6	33 ± 9	0.64 ± 0.06
$B_d^0 \rightarrow K^* J/\psi$ swaps	$(1.3 \pm 0.4) \times 10^2$	2.6 ± 0.4	2.7 ± 2.8	0.05 ± 0.05



Multivariate simulation

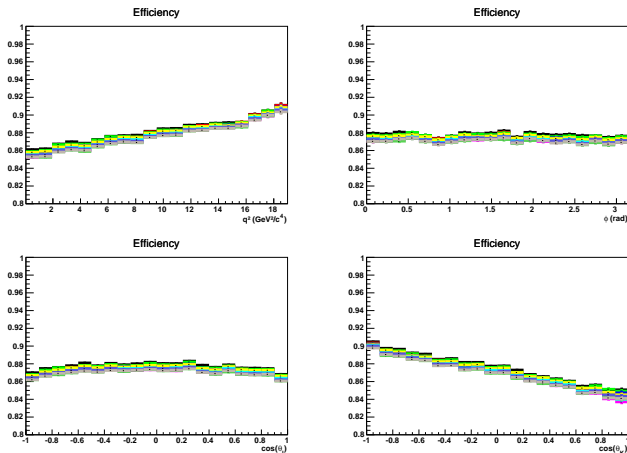
- PID, kinematics and isolation variables used in a Boosted Decision Tree (BDT) to discriminate signal and background.
- BDT with k-Folding technique.
- Completely data driven.

The k-Folding became a standard in LHCb



Multivariate simulation, efficiency

⇒ BDT was also checked in order not to bias our angular distribution:



⇒ The BDT has small impact on our angular observables. We will correct for these effects later on.

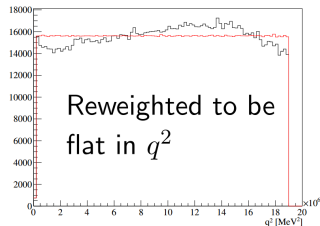
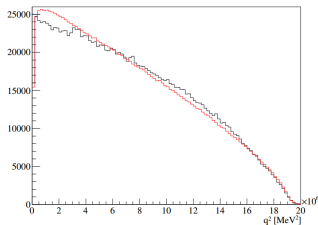
Detector acceptance

- Detector distorts our angular distribution.
- We need to model this effect.
- 4D function is used:

$$\epsilon(\cos \theta_l, \cos \theta_k, \phi, q^2) = \sum_{ijkl} P_i(\cos \theta_l) P_j(\cos \theta_k) P_k(\phi) P_l(q^2),$$

where P_i is the Legendre polynomial of order i .

- We use up to 4^{th} , 5^{th} , 6^{th} , 5^{th} order for the $\cos \theta_l, \cos \theta_k, \phi, q^2$.
- The coefficients were determined using Method of Moments, with a huge simulation sample.
- The simulation was done assuming a flat phase space and reweighting the q^2 distribution to make it flat.
- To make this work the q^2 distribution needs to be reweighted to be flat.



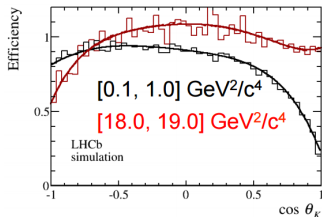
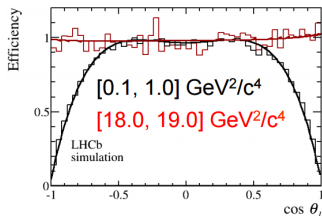
Detector acceptance

- Detector distorts our angular distribution.
- We need to model this effect.
- 4D function is used:

$$\epsilon(\cos \theta_l, \cos \theta_k, \phi, q^2) = \sum_{ijkl} P_i(\cos \theta_l) P_j(\cos \theta_k) P_k(\phi) P_l(q^2),$$

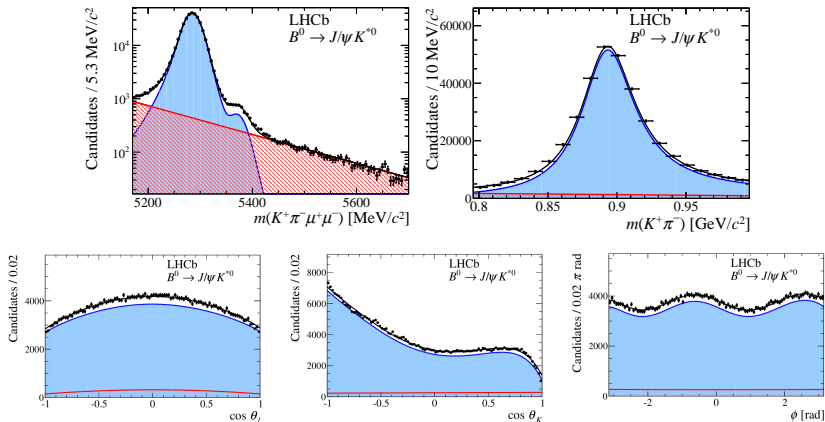
where P_i is the Legendre polynomial of order i .

- We use up to 4th, 5th, 6th, 5th order for the $\cos \theta_l, \cos \theta_k, \phi, q^2$.
- The coefficients were determined using Method of Moments, with a huge simulation sample.
- The simulation was done assuming a flat phase space and reweighting the q^2 distribution to make it flat.
- To make this work the q^2 distribution needs to be reweighted to be flat.




Control channel

- We tested our unfolding procedure on $B \rightarrow J/\psi K^*$.
- The result is in perfect agreement with other experiments and our different analysis of this decay.

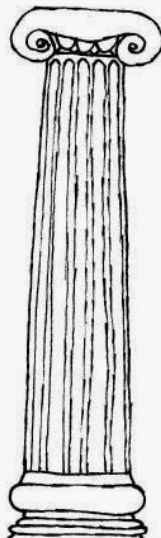


The columns of New Physics

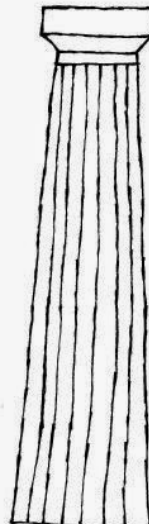
Amplitudes



Maximum likelihood fit



Method of Moments



The columns of New Physics

1. Maximum likelihood fit:

- The most standard way of obtaining the parameters.
- Suffers from convergence problems, under coverages, etc. in low statistics.

2. Method of moments:

- Less precise than the likelihood estimator (10 – 15% larger uncertainties).
- Does not suffer from the problems of likelihood fit.

3. Amplitude fit:

- Incorporates all the physical symmetries inside the amplitudes! The most precise estimator.
- Has theoretical assumptions inside!

Maximum likelihood fit - Results

⇒ In the maximum likelihood fit one could weight the events accordingly to the $\frac{1}{\epsilon(\cos \theta_l, \cos \theta_k, \phi, q^2)}$

⇒ Better alternative is to put the efficiency into the maximum likelihood fit itself:

$$\mathcal{L} = \prod_{i=1}^N \epsilon_i(\Omega_i, q_i^2) \mathcal{P}(\Omega_i, q_i^2) / \int \epsilon(\Omega, q^2) \mathcal{P}(\Omega, q^2) d\Omega dq^2$$

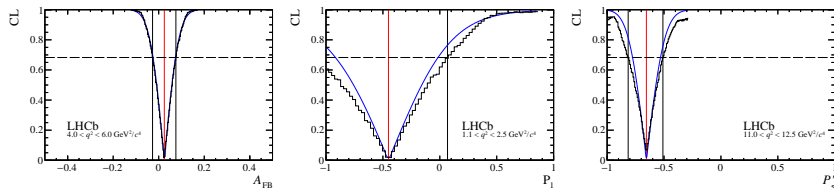
⇒ Only the relative weights matters!

⇒ The Procedure was commissioned with TOY MC study.

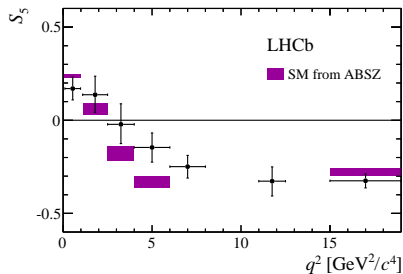
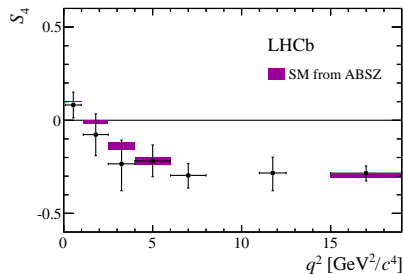
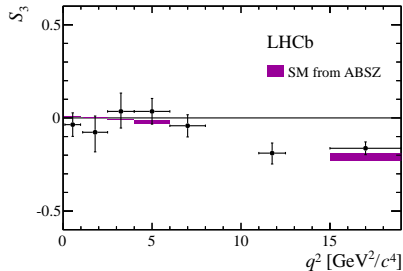
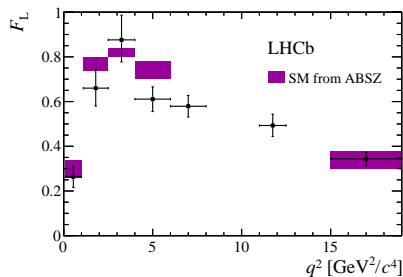
⇒ Use Feldmann-Cousins to determine the uncertainties.

⇒ Angular background component is modelled with 2nd order Chebyshev polynomials, which was tested on the side-bands.

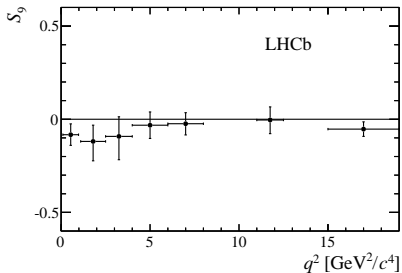
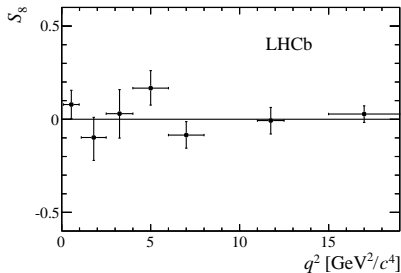
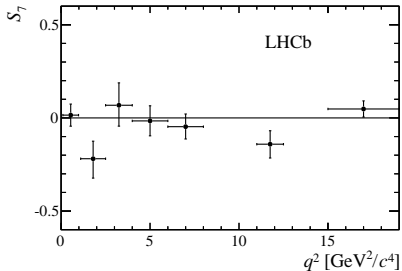
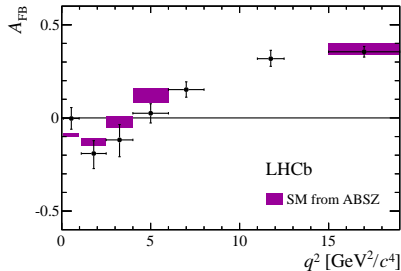
⇒ S-wave component treated as nuisance parameter.



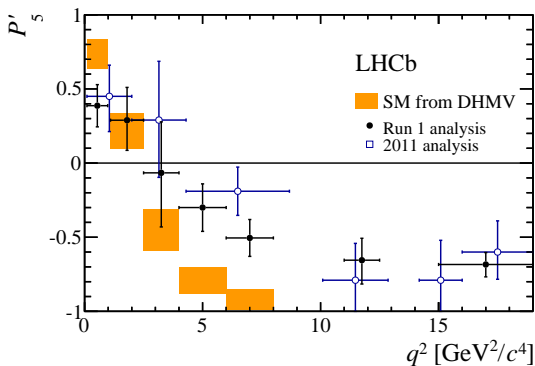
Maximum likelihood fit - Results



Maximum likelihood fit - Results



Maximum likelihood fit - Results



- Tension with 3 fb^{-1} gets confirmed!
- two bins both deviate by 2.8σ from SM prediction.
- Result compatible with previous result.

Method of moments

See [Phys.Rev.D91\(2015\)114012](#), F.Beaujean , M.Chrzaszcz, N.Serra, D. van Dyk for details.

⇒ The idea behind Method of Moments is simple: Use orthogonality of spherical harmonics, $f_j(\vec{\Omega})$ to solve for coefficients within a q^2 bin:

$$\int f_i(\vec{\Omega}) f_j(\vec{\Omega}) = \delta_{ij}$$

$$M_i = \int \left(\frac{1}{d(\Gamma + \bar{\Gamma})/dq^2} \right) \frac{d^3(\Gamma + \bar{\Gamma})}{d\vec{\Omega}} f_i(\vec{\Omega}) d\Omega$$

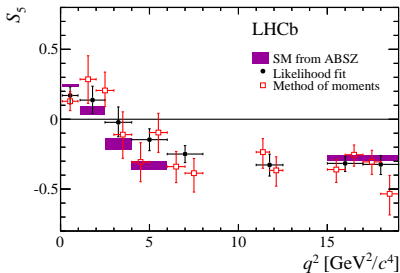
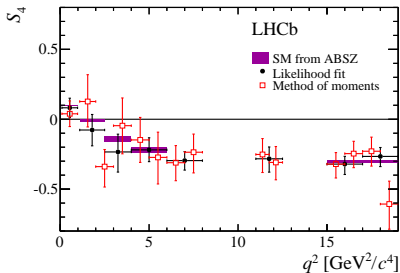
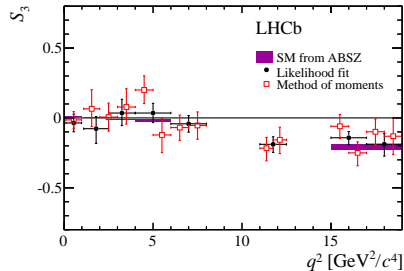
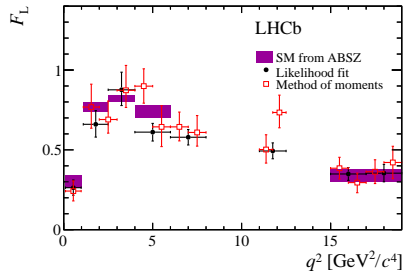
⇒ Don't have true angular distribution but we "sample" it with our data.

⇒ Therefore: $\int \rightarrow \sum$ and $M_i \rightarrow \hat{M}_i$

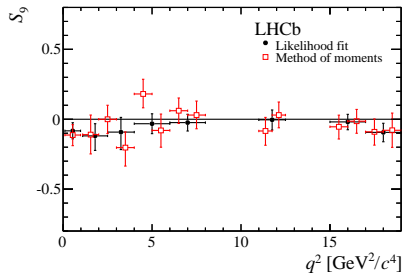
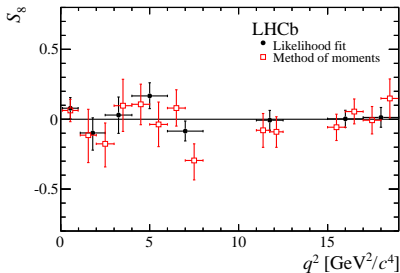
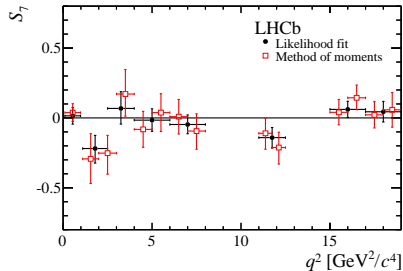
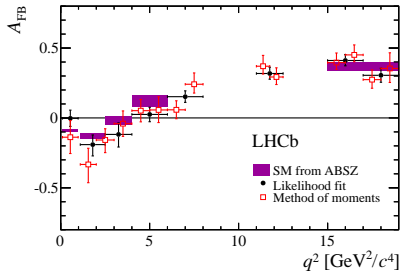
$$\hat{M}_i = \frac{1}{\sum_e \omega_e} \sum_e \omega_e f_i(\vec{\Omega}_e)$$

⇒ The weight ω accounts for the efficiency. Again the normalization of weights does not matter.

Method of moments - results

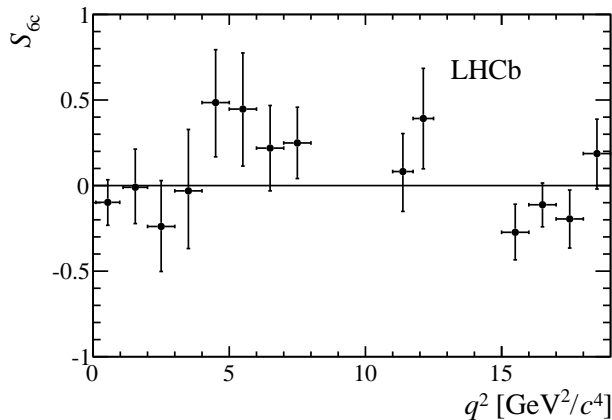


Method of moments - results



Method of moments - results

Method of Moments allowed us to measure for the first time a new observable:



Amplitudes method

⇒ Fit for amplitudes as (continuous) functions of q^2 in the region: $q^2 \in [1.1.6.0] \text{ GeV}^2/c^4$.

⇒ Needs some Ansatz:

$$A(q^2) = \alpha + \beta q^2 + \frac{\gamma}{q^2}$$

⇒ The assumption is tested extensively with toys.

⇒ Set of 3 complex parameters α, β, γ per vector amplitude:

- $L, R, 0, \parallel, \perp, \Re, \Im \rightarrow 3 \times 2 \times 3 \times 2 = 36$ DoF.
- Scalar amplitudes: +4 DoF.
- Symmetries of the amplitudes reduces the total budget to: 28.

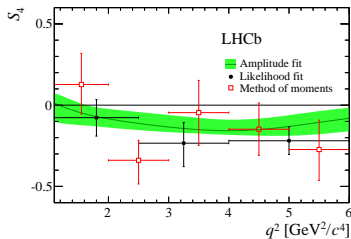
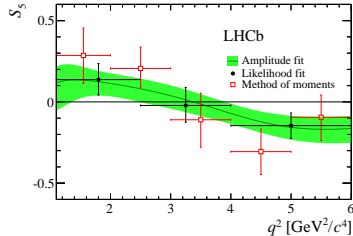
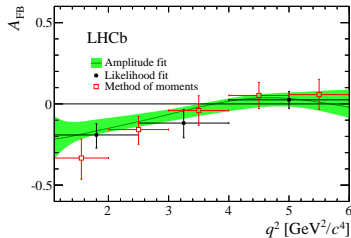
⇒ The technique is described in [JHEP06\(2015\)084](#).

⇒ Allows to build the observables as continuous functions of q^2 :

- At current point the method is limited by statistics.
- In the future the power of this method will increase.

⇒ Allows to measure the zero-crossing points for free and with smaller errors than previous methods.

Amplitudes - results



Zero crossing points:

$$q_0(S_4) < 2.65 \quad \text{at } 95\% \text{ } CL$$

$$q_0(S_5) \in [2.49, 3.95] \quad \text{at } 68\% \text{ } CL$$

$$q_0(A_{FB}) \in [3.40, 4.87] \quad \text{at } 68\% \text{ } CL$$

Compatibility with SM

⇒ Use EOS software package to test compatibility with SM.

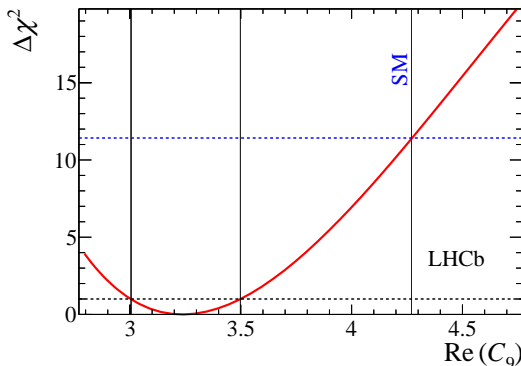
⇒ Perform the χ^2 fit to the measured:

$$F_L, A_{FB}, S_{3,\dots,9}.$$

⇒ Float a vector coupling: $\Re(C_9)$.

⇒ Best fit is found to be 3.4σ away from the SM.

$$\Delta\mathcal{R}(C_9) \equiv \mathcal{R}(C_9)^{\text{fit}} - \mathcal{R}(C_9)^{\text{SM}} = -1.03$$



Measurement of Higher K^* states in Electroweak Penguin decays

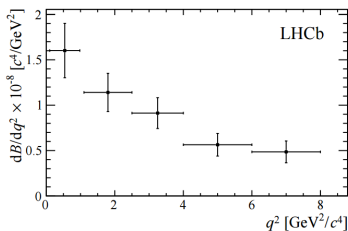
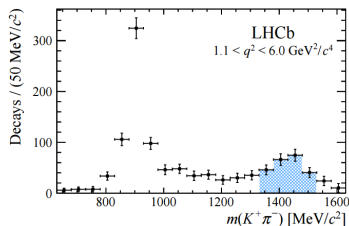
$B \rightarrow K^*(1430)\mu\mu$

⇒ If the NP effects the present in the $B \rightarrow K^*\mu\mu$ there is no reason why this should not appear in the higher resonances.

⇒ One the $m_{K\pi}$ spectrum: $1330 < m_{K\pi} < 1530 \text{ MeV}/c^2$.

⇒ Variety of states in that region: $K^*(1410)$, $K^*_0(1430)$, $K^*_2(1430)$.

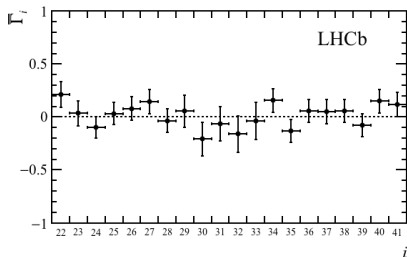
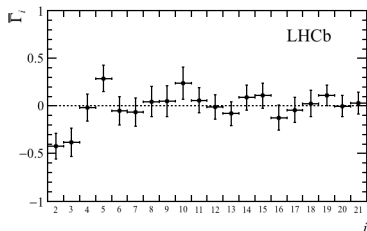
⇒



First observation of this decay!

$$B \rightarrow K^*(1430)\mu\mu$$

- ⇒ D-wave needs to be included in the moments analysis.
- ⇒ You end up with 42 angular coefficients...
- ⇒ With current statistics only Method of Moments can handle this.



First angular analysis!
Theory predictions in behind.

Link the observables

⇒ Fits prepare by S. Descotes-Genon, L. Hofer, J. Matias, J. Virto, [arXiv::1510.04239](https://arxiv.org/abs/1510.04239)

- Inclusive

- $B \rightarrow X_s \gamma$ (BR) $c_7^{(\prime)}$
- $B \rightarrow X_s \ell^+ \ell^-$ (dBR/dq^2) $c_7^{(\prime)}, c_9^{(\prime)}, c_{10}^{(\prime)}$

- Exclusive leptonic

- $B_s \rightarrow \ell^+ \ell^-$ (BR) $c_{10}^{(\prime)}$

- Exclusive radiative/semileptonic

- $B \rightarrow K^* \gamma$ (BR, S, A_I) $c_7^{(\prime)}$
- $B \rightarrow K \ell^+ \ell^-$ (dBR/dq^2) $c_7^{(\prime)}, c_9^{(\prime)}, c_{10}^{(\prime)}$
- **$B \rightarrow K^* \ell^+ \ell^-$** (dBR/dq^2 , **Optimized Angular Obs.**) .. $c_7^{(\prime)}, c_9^{(\prime)}, c_{10}^{(\prime)}$
- $B_s \rightarrow \phi \ell^+ \ell^-$ (dBR/dq^2 , Angular Observables) $c_7^{(\prime)}, c_9^{(\prime)}, c_{10}^{(\prime)}$
- $\Lambda_b \rightarrow \Lambda \ell^+ \ell^-$ (None so far)
- etc.

Statistic details

⇒ Frequentist approach:

$$\chi^2(C_i) = [O_{\text{exp}} - O_{\text{th}}(C_i)]_j [Cov^{-1}]_{jk} [O_{\text{exp}} - O_{\text{th}}(C_i)]_k$$

- $\mathbf{Cov} = \mathbf{Cov}^{\text{exp}} + \mathbf{Cov}^{\text{th}}$. We have Cov^{exp} for the first time
- Calculate Cov^{th} : correlated multigaussian scan over all nuisance parameters
- Cov^{th} depends on C_i : Must check this dependence

For the Fit:

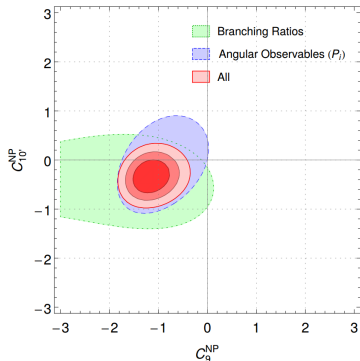
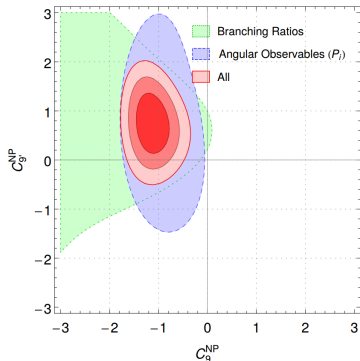
- Minimise $\chi^2 \rightarrow \chi_{\text{min}}^2 = \chi^2(C_i^0)$ (Best Fit Point = C_i^0)
- Confidence level regions: $\chi^2(C_i) - \chi_{\text{min}}^2 < \Delta\chi_{\sigma,n}$

⇒ The results from 1D scans:

Coefficient $C_i^{\text{NP}} = C_i - C_i^{\text{SM}}$	Best fit	1σ	3σ	Pull _{SM}
C_9^{NP}	-1.09	[-1.29, -0.87]	[-1.67, -0.39]	4.5 ←
$C_9^{\text{NP}} = -C_{10}^{\text{NP}}$	-0.68	[-0.85, -0.50]	[-1.22, -0.18]	4.2 ←
$C_9^{\text{NP}} = -C_{9'}^{\text{NP}}$	-1.06	[-1.25, -0.86]	[-1.60, -0.40]	4.8 ← (no R_K)

Theory implications

- The data can be explained by modifying the C_9 Wilson coefficient.
- Overall there is around 4.5σ discrepancy wrt. SM.



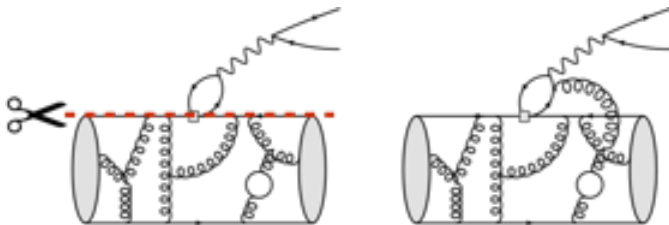
2D scans

Coefficient	Best Fit Point	Pull _{SM}
$(\mathcal{C}_7^{\text{NP}}, \mathcal{C}_9^{\text{NP}})$	$(-0.00, -1.07)$	4.1
$(\mathcal{C}_9^{\text{NP}}, \mathcal{C}_{10}^{\text{NP}})$	$(-1.08, 0.33)$	4.3
$(\mathcal{C}_9^{\text{NP}}, \mathcal{C}_{7'}^{\text{NP}})$	$(-1.09, 0.02)$	4.2
$(\mathcal{C}_9^{\text{NP}}, \mathcal{C}_{9'}^{\text{NP}})$	$(-1.12, 0.77)$	4.5
$(\mathcal{C}_9^{\text{NP}}, \mathcal{C}_{10'}^{\text{NP}})$	$(-1.17, -0.35)$	4.5
$(\mathcal{C}_9^{\text{NP}} = -\mathcal{C}_{9'}^{\text{NP}}, \mathcal{C}_{10}^{\text{NP}} = \mathcal{C}_{10'}^{\text{NP}})$	$(-1.15, 0.34)$	4.7
$(\mathcal{C}_9^{\text{NP}} = -\mathcal{C}_{9'}^{\text{NP}}, \mathcal{C}_{10}^{\text{NP}} = -\mathcal{C}_{10'}^{\text{NP}})$	$(-1.06, 0.06)$	4.4
$(\mathcal{C}_9^{\text{NP}} = \mathcal{C}_{9'}^{\text{NP}}, \mathcal{C}_{10}^{\text{NP}} = \mathcal{C}_{10'}^{\text{NP}})$	$(-0.64, -0.21)$	3.9
$(\mathcal{C}_9^{\text{NP}} = -\mathcal{C}_{10}^{\text{NP}}, \mathcal{C}_{9'}^{\text{NP}} = \mathcal{C}_{10'}^{\text{NP}})$	$(-0.72, 0.29)$	3.8

- $\mathcal{C}_9^{\text{NP}}$ always play a dominant role
- All 2D scenarios above 4σ are quite indistinguishable. We have done a systematic study to check what are the most relevant Wilson Coefficients to explain all deviations, by allowing progressively different WC to get NP contributions and comparing the pulls.

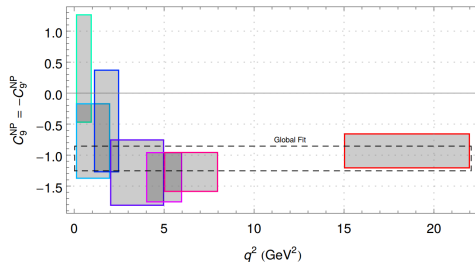
If not NP?

- We are not there yet!
- There might be something not taken into account in the theory.
- Resonances (J/ψ , $\psi(2S)$) tails can mimic NP effects.
- There might be some non factorizable QCD corrections.
” However, the central value of this effect would have to be significantly larger than expected on the basis of existing estimates” D.Straub, 1503.06199 .



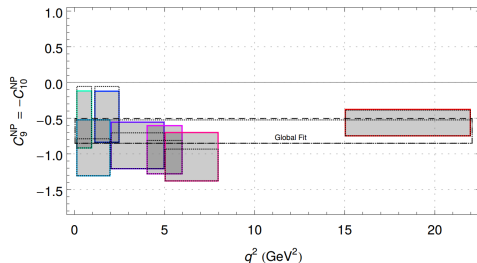
If not NP?

- We are not there yet!
- There might be something not taken into account in the theory.
- Resonances (J/ψ , $\psi(2S)$) tails can mimic NP effects.
- There might be some non factorizable QCD corrections.
” However, the central value of this effect would have to be significantly larger than expected on the basis of existing estimates” D.Straub, 1503.06199 .



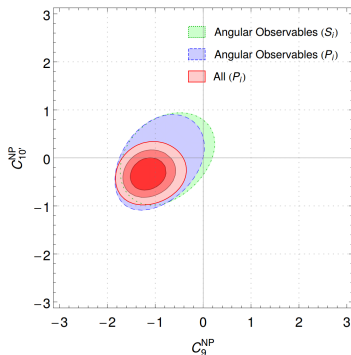
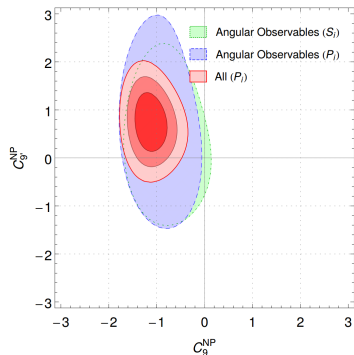
If not NP?

- We are not there yet!
- There might be something not taken into account in the theory.
- Resonances (J/ψ , $\psi(2S)$) tails can mimic NP effects.
- There might be some non factorizable QCD corrections.
” However, the central value of this effect would have to be significantly larger than expected on the basis of existing estimates” D.Straub, 1503.06199 .



If not NP?

- How about our clean P_i observables?
- The QCD cancel as mentioned only at leading order.
- Comparison to normal observables with the optimised ones.



Disclaimers about some theory predictions

Disclaimer 1

⇒ [arXiv:1512.07157](https://arxiv.org/abs/1512.07157), Ciuchini, Fedele, Franco, Mishima, Paul, Silvestrini, Valli

- Introduce a fully arbitrary parametrization for non-factorizable power correction:

$$\lambda \rightarrow H_\lambda + h_\lambda \text{ where } h_\lambda = h_\lambda^{(0)} + h_\lambda^{(1)} q^2 + h_\lambda^{(2)} q^4 \quad \text{and} \\ h_\lambda^{(0)} \rightarrow C_7^{\text{NP}}, h_\lambda^{(1)} \rightarrow C_9^{\text{NP}}$$

with $(\lambda = 0, \pm)$ (copied from JC'14).

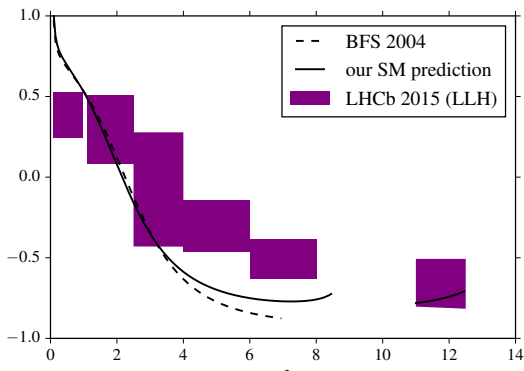
Complications: complete lack of theory input/output ⇒ **no predictivity** with 18 free parameters (any shape). Specific problems...

- Because of the polynomial parametrization this is completely unphysical as it will never reproduce the amplitudes that were measured at the $B \rightarrow K^* J/\psi$.

Disclaimer 1

- ⇒ If one put some physics in their complete random parametrization.
- ⇒ For example at the $m_{J/\psi}$ and $m_{\psi(2S)}$ it has to reproduce the Babar, Belle, LHCb.

arXiv:1512.XXXX, C.Bobeth, M.Chrzaszcz, D. van Dyk, J.Virto



⇒ arXiv::1603.04355

Signal of right-handed currents using $B \rightarrow K^* \ell^+ \ell^-$ observables at the kinematic endpoint.

Anirban Karan,¹ Rusa Mandal,¹ Abinash Kumar Nayak,¹ Rahul Sinha,¹ and Thomas E. Browder²

¹*The Institute of Mathematical Sciences, Taramani, Chennai 600113, India*

²*Department of Physics and Astronomy, University of Hawaii, Honolulu, HI 96822, USA*

(Dated: March 15, 2016)

The decay mode $B \rightarrow K^* \ell^+ \ell^-$ is one of the most promising modes to probe physics beyond the standard model (SM), since the angular distribution of the decay products enable measurement of several constraining observables. LHCb has recently measured these observables using 2.0 fb^{-1} of data as a binned function of q^2 , the dilepton invariant mass squared. We show that LHCb data implies a 5σ overall signal for new physics and provides unambiguous evidence for right-handed currents, which are absent in the SM. These conclusions are derived in the maximum q^2 limit and are free from hadronic corrections. Our approach differs from other approaches that probe new physics at low q^2 as it does not require estimates of hadronic parameters but relies instead on heavy quark symmetries that are reliable at the maximum q^2 kinematic endpoint.

⇒ arXiv::1603.04355

Signal of right-handed currents using $B \rightarrow K^* \ell^+ \ell^-$ observables at the kinematic endpoint.

Anirban Karan,¹ Rusa Mandal,¹ Abinash Kumar Nayak,¹ Rahul Sinha,¹ and Thomas E. Browder²

¹*The Institute of Mathematical Sciences, Taramani, Chennai 600113, India*

²*Department of Physics and Astronomy, University of Hawaii, Honolulu, HI 96822, USA*

(Dated: March 15, 2016)

The decay mode $B \rightarrow K^* \ell^+ \ell^-$ is one of the most promising modes to probe physics beyond the standard model (SM), since the angular distribution of the decay products enable measurement of several constraining observables. LHCb has recently measured these observables using 2.9 fb^{-1} of data as a binned function of q^2 , the dilepton invariant mass squared. We show that LHCb data implies a 5σ overall signal for new physics and provides unambiguous evidence for right-handed currents, which are absent in the SM. These conclusions are derived in the maximum q^2 limit and are free from hadronic corrections. Our approach differs from other approaches that probe new physics at low q^2 as it does not require estimates of hadronic parameters but relies instead on heavy quark symmetries that are reliable at the maximum q^2 kinematic endpoint.

We thank Marcin Chrzaszcz, Nicolla Serra and other members of the LHCb collaboration for extremely valuable comments and suggestions. We also thank B. Grin-

Disclaimer 2

⇒ arXiv::1603.04355

⇒ "The relation in Eq. (24) between form factors is expected to be satisfied in the large q^2 region. Eq. (24) is naturally satisfied if it is valid at each order in the Taylor expansion of the form factors"

⇒ They need Eq. 24 to be valid with at least leading order at the Taylor expansion.

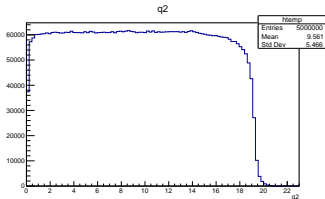
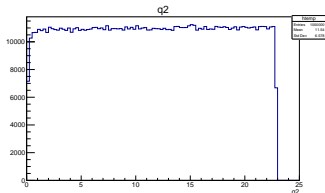
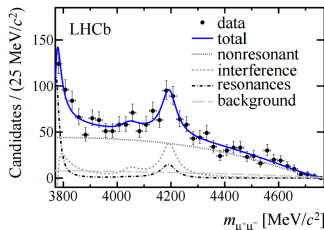
⇒ But this is not guaranteed as a resonant contribution can violate this expression.

⇒ Furthermore the width of the of the K^* screws up totally the end-points relations.

⇒

The large q^2 region where the K^* has low-recoil energy has also been studied [3, 12] in a modified heavy quark effective theory framework. In the limit $q^2 \rightarrow q_{\max}^2$ the hadronic form factors satisfy the conditions

$$\frac{\tilde{\mathcal{G}}_{\parallel}}{\mathcal{F}_{\parallel}} = \frac{\tilde{\mathcal{G}}_{\perp}}{\mathcal{F}_{\perp}} = \frac{\tilde{\mathcal{G}}_0}{\mathcal{F}_0} = -\kappa \frac{2m_b m_B C_7}{q^2}, \quad (24)$$



Conclusions


- Enormous NP program searched performed!
- Clear tensions wrt. SM predictions!
- Measurements cluster in the same direction.
- We are not opening the champagne yet!
- Still need improvement both on theory and experimental side.
- Time will tell if this is QCD+fluctuations or new Physics:

Conclusions

- Enormous NP program searched performed!
- Clear tensions wrt. SM predictions!
- Measurements cluster in the same direction.
- We are not opening the champagne yet!
- Still need improvement both on theory and experimental side.
- Time will tell if this is QCD+fluctuations or new Physics:

... when you have eliminated all the Standard Model explanations, whatever remains, however improbable, must be New Physics.

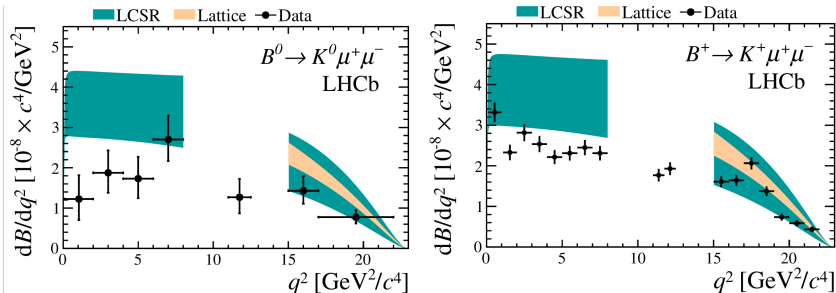
Thank you for the attention!



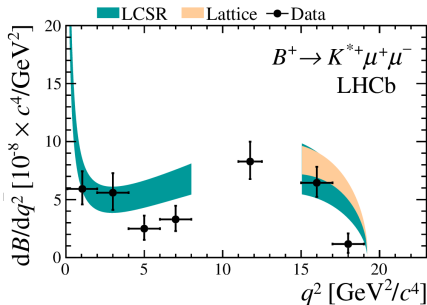
Backup

Other related LHCb measurements.

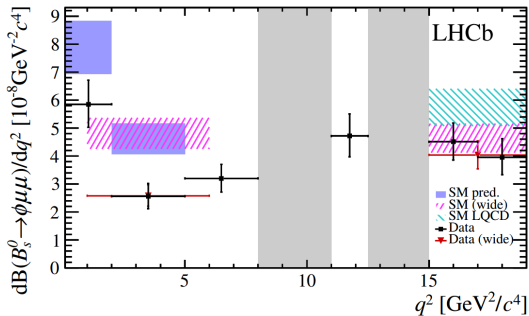
Branching fraction measurements of $B \rightarrow K^{*\pm} \mu \mu$



- Despite large theoretical errors the results are consistently smaller than SM prediction.

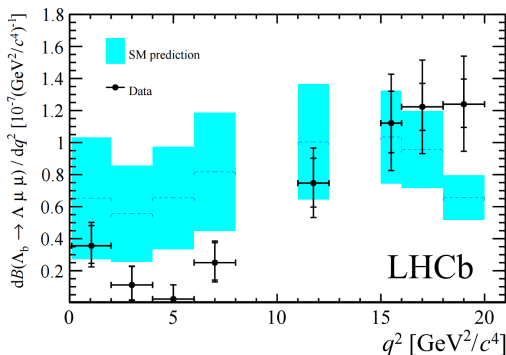


Branching fraction measurements of $B_s^0 \rightarrow \phi\mu\mu$



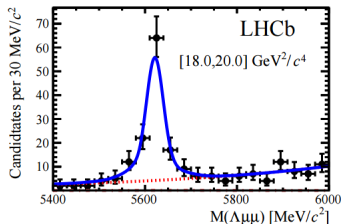
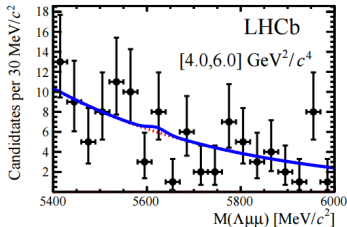
- Recent LHCb measurement [JHEPP09 (2015) 179].
- Suppressed by $\frac{f_s}{f_d}$.
- Cleaner because of narrow ϕ resonance.
- 3.3σ deviation in SM in the $1 - 6 \text{ GeV}^2$ bin.

Branching fraction measurements of $\Lambda_b \rightarrow \Lambda \mu \mu$



- This years LHCb measurement [JHEP 06 (2015) 115].
- In total ~ 300 candidates in data set.
- Decay not present in the low q^2 .

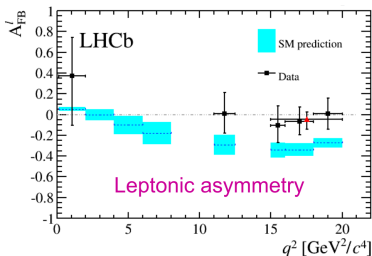
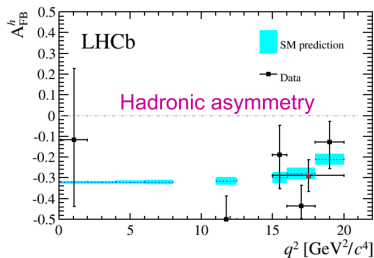
Branching fraction measurements of $\Lambda_b \rightarrow \Lambda \mu \mu$



- This years LHCb measurement [JHEP 06 (2015) 115].
- In total ~ 300 candidates in data set.
- Decay not present in the low q^2 .

Angular analysis of $\Lambda_b \rightarrow \Lambda \mu \mu$

- For the bins in which we have $> 3 \sigma$ significance the forward backward asymmetry for the hadronic and leptonic system.



- A_{FB}^H is in good agreement with SM.
- A_{FB}^ℓ always in above SM prediction.

Lepton universality test

- If Z' is responsible for the P'_5 anomaly, does it couple equally to all flavours?

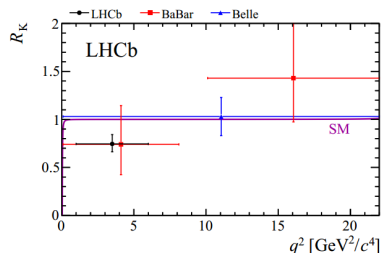
$$R_K = \frac{\int_{q^2=1 \text{ GeV}^2/c^4}^{q^2=6 \text{ GeV}^2/c^4} (dB[B^+ \rightarrow K^+ \mu^+ \mu^-]/dq^2) dq^2}{\int_{q^2=1 \text{ GeV}^2/c^4}^{q^2=6 \text{ GeV}^2/c^4} (dB[B^+ \rightarrow K^+ e^+ e^-]/dq^2) dq^2} = 1 \pm \mathcal{O}(10^{-3}) .$$

- Challenging analysis due to bremsstrahlung.
- Migration of events modeled by MC.
- Correct for bremsstrahlung.
- Take double ratio with $B^+ \rightarrow J/\psi K^+$ to cancel systematics.

- In 3fb^{-1} , LHCb measures

$$R_K = 0.745^{+0.090}_{-0.074}(\text{stat.})^{+0.036}_{-0.036}(\text{syst.})$$

- Consistent with SM at 2.6σ .



- Phys. Rev. Lett. 113, 151601 (2014)

Angular analysis of $B^0 \rightarrow K^* e e$

- With the full data set (3fb^{-1}) we performed angular analysis in $0.0004 < q^2 < 1 \text{ GeV}^2$.
- Electrons channels are extremely challenging experimentally:
 - Bremsstrahlung.
 - Trigger efficiencies.
- Determine the angular observables: F_L , $A_T^{(2)}$, A_T^{Re} , A_T^{Im} :

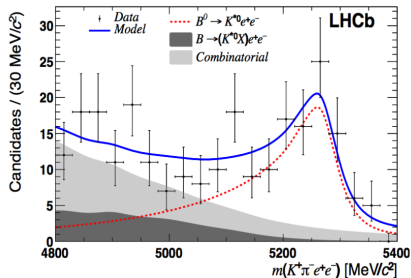
$$F_L = \frac{|A_0|^2}{|A_0|^2 + |A_{||}|^2 + |A_{\perp}|^2}$$

$$A_T^{(2)} = \frac{|A_{\perp}|^2 - |A_{||}|^2}{|A_{\perp}|^2 + |A_{||}|^2}$$

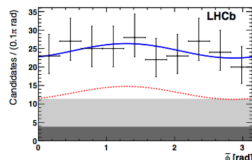
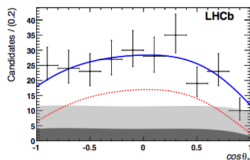
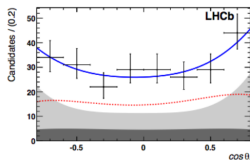
$$A_T^{\text{Re}} = \frac{2\mathcal{R}e(A_{||L}A_{\perp L}^* + A_{||R}A_{\perp R}^*)}{|A_{||}|^2 + |A_{\perp}|^2}$$

$$A_T^{\text{Im}} = \frac{2\mathcal{I}m(A_{||L}A_{\perp L}^* + A_{||R}A_{\perp R}^*)}{|A_{||}|^2 + |A_{\perp}|^2},$$

Angular analysis of $B^0 \rightarrow K^* e e$

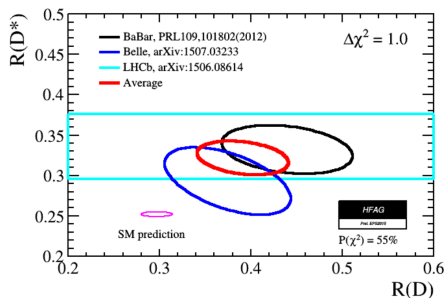


- Results in full agreement with the SM.
- Similar strength on C_7 Wilson coefficient as from $b \rightarrow s \gamma$ decays.



There is more!

- There is one other LUV decay recently measured by LHCb.
- $R(D^*) = \frac{\mathcal{B}(B \rightarrow D^* \tau \nu)}{\mathcal{B}(B \rightarrow D^* \mu \nu)}$
- Clean SM prediction: $R(D^*) = 0.252(3)$, PRD 85 094025 (2012)
- LHCb result: $R(D^*) = 0.336 \pm 0.027 \pm 0.030$, HFAG average:
 $R(D^*) = 0.322 \pm 0.022$
- 3.9σ discrepancy wrt. SM prediction



Global fit to $b \rightarrow sll$ measurements