

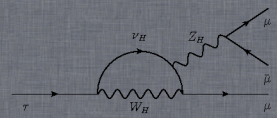
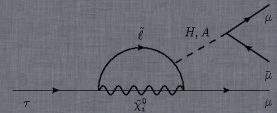
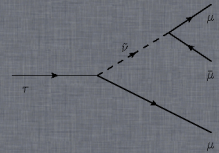
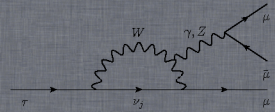
The SuperB factory

physics prospects and project status

Marcin Chrzęszcz

Institute of Nuclear Physics,
Polish Academy of Science,
on behalf of the SuperB collaboration

21st September 2012



Introduction

SuperB Infrastructure

Accelerator

Luminosity

Detector

SVT

DCH

DIRC

EMC and IFR

Physics

Precision Measurements

Rare B Physics

TDCP

$B \rightarrow X_S \gamma$

B Rare Decays

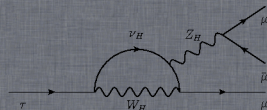
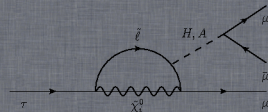
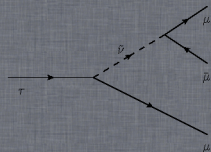
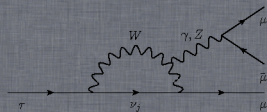
B_s Decays

Charm Physics

LFV

CP Violation

τ EDM



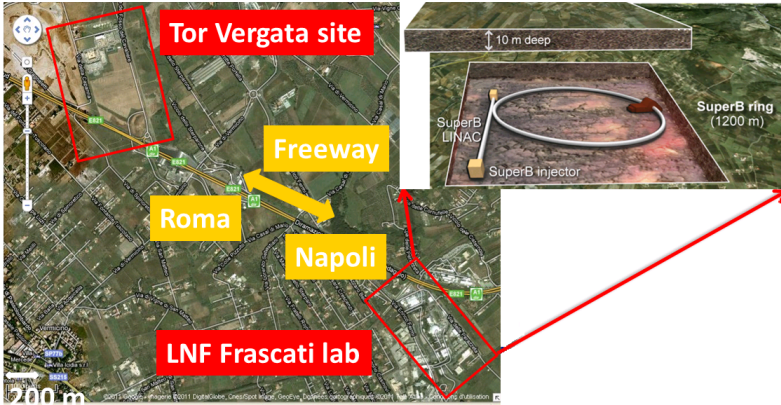
B factories

B factories have contributed to many important physics discoveries over the last decade. They will be succeeded the Super Flavor Factories:

Super Flavor Factories

- 1 Data $75ab^{-1}$
- 2 Luminosity $10^{36}cm^{-2}s^{-1}$
- 3 Flexibility to run on charm threshold with luminosity $10^{35}cm^{-2}s^{-1}$
- 4 Longitudinal polarization of electron beam 80%
- 5 Upgraded BaBar detector
- 6 Start of data taking: 2018
- 7 $10ab^{-1}$ per year

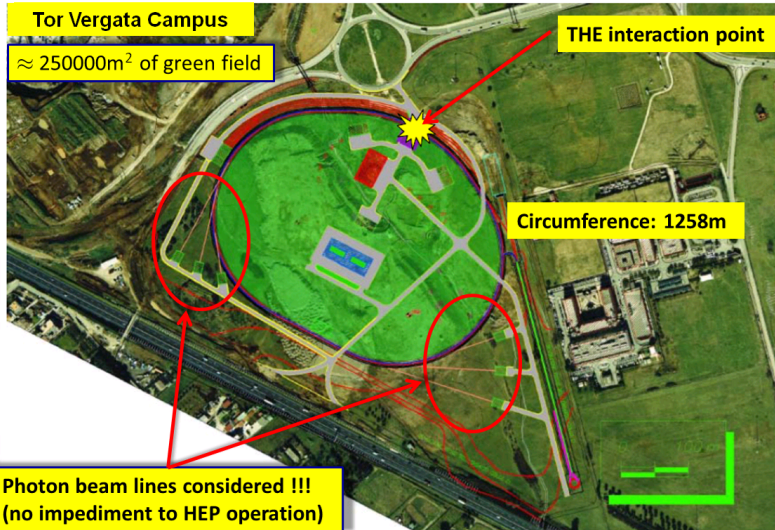
Tor Vergata Site



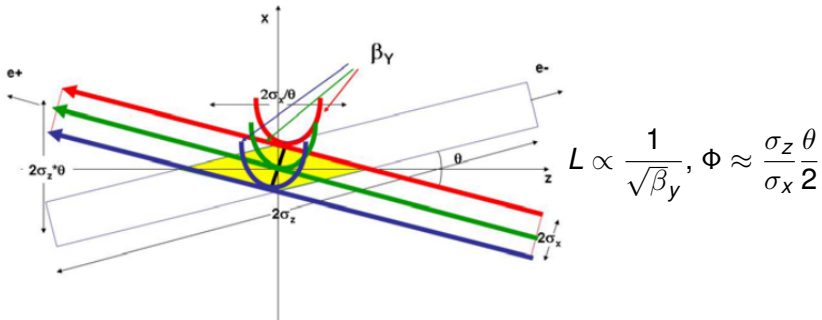
Important dates:

- 1 TDR: Autumn this year.
- 2 Colliding beams: June 2018.

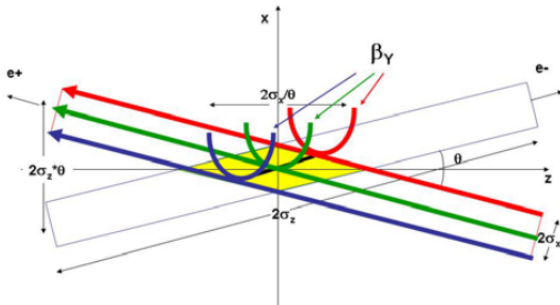
Tor Vergata Site



Quest for Luminosity

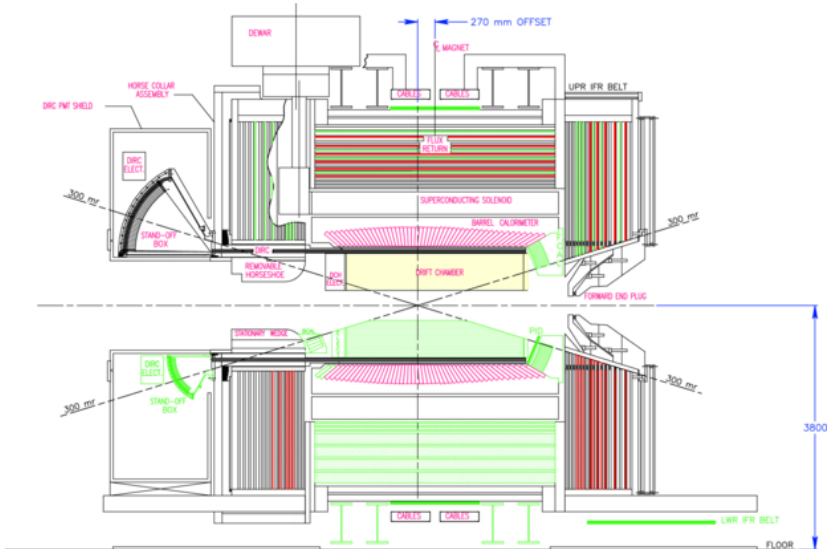


Quest for Luminosity

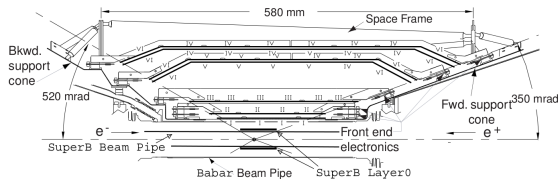


$$L \propto \frac{1}{\sqrt{\beta_y}}, \quad \Phi \approx \frac{\sigma_z \theta}{\sigma_x 2}$$

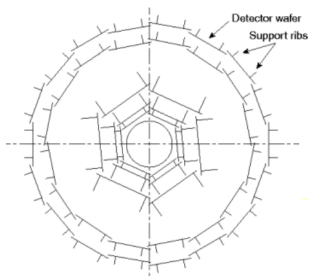
Recycling BaBar




Silicon Vertex Tracker (SVT)



- Five layers(1-5) of double-sided silicon strip detectors
- Radial span 3 – 15 cm
- Upgraded electronics for faster readout
- Additional Layer 0:
 - 1 Radius $\approx 1.5\text{ cm}$
 - 2 Low material budget: $X_0 = 0.5\%$
 - 3 Two candidate technologies: Hybrid Pixels and Double Sided Strip detectors (Striplets)



Drift Chamber (DCH)

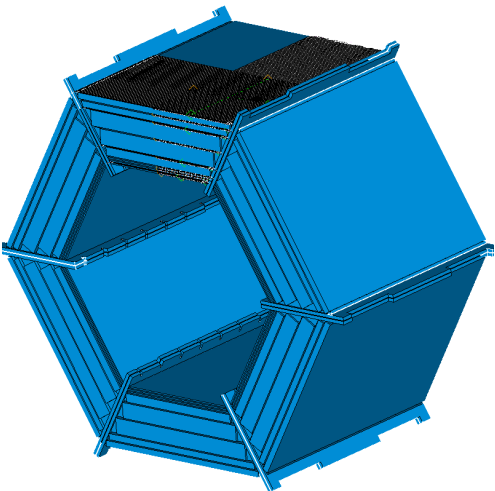


- 40 layers of $\approx 1\text{ cm}$ cells parallel to beam line
- Provide momentum and $\frac{dE}{dx}$ for low momentum particles ($p < 700\text{ MeV}$)
- ≈ 10000 channels
- Occupancy (3.5% – 5%)

R&D:

- Geometry
- Gas mixture

Electromagnetic and Hadronic Calorimeter



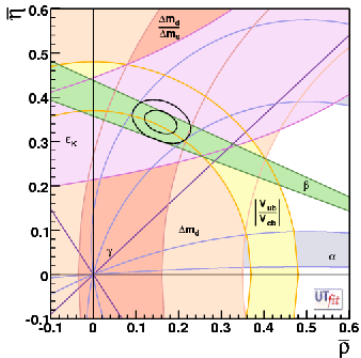
Electromagnetic Calorimeter:

- Coverage 94% of 4π
- CsI or LYSO crystals
- Crystal length
 $16 - 17.5X_0$
- Radiation hard

Instrumented Flux Return:

- Upgrade from TDC to BIRO
- Scintillators
- Iron reused from BaBar
- SiPM

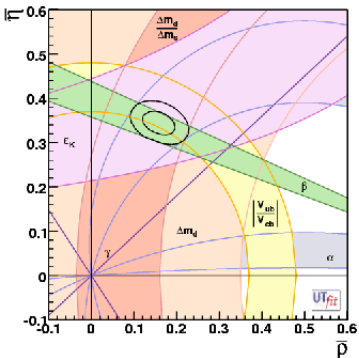
CKM Matrix



$$\Delta \bar{\eta} = 0.016$$

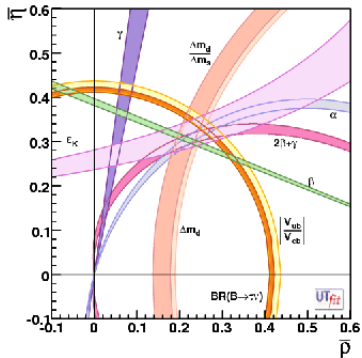
$$\Delta \bar{\rho} = 0.028$$

CKM Matrix



$$\Delta \bar{\eta} = 0.016$$

$$\Delta \bar{\rho} = 0.028$$



$$\Delta \bar{\eta} = 0.0024$$

$$\Delta |V_{cb}|_{incl} = 0.5\% \quad \Delta |V_{cb}|_{excl} = 1.0\%$$

$$\Delta \bar{\rho} = 0.0028$$

$$\Delta |V_{ub}|_{incl} = 1.0\% \quad \Delta |V_{ub}|_{excl} = 3.0\%$$

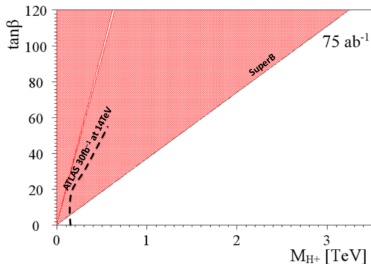
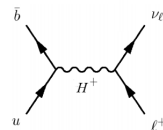
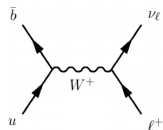
$B \rightarrow \tau \nu$

Precise SM prediction:

$$Br(B \rightarrow l \nu) = \frac{G_F^2 m_B}{8\pi} m_l^2 \left(1 - \frac{m_l^2}{m_B^2}\right) f_B^2 |V_{ub}|^2 \tau_B$$

In SUSY:

$$Br(B \rightarrow l \nu) = \frac{G_F^2 m_B}{8\pi} m_l^2 \left(1 - \frac{m_l^2}{m_B^2}\right) f_B^2 |V_{ub}|^2 \tau_B \left(1 - \frac{\tan^2 \beta}{1 + \bar{\epsilon} \tan \beta} \frac{m_B^2}{m_H^2}\right)$$



Time-Dependent CP (TDCP)

Time-dependent CP analysis can show signs of new physics. One has to study a set of modes:

$$b \rightarrow s\bar{s}c, b \rightarrow s$$

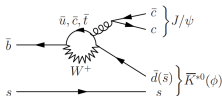
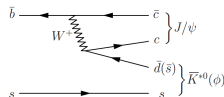
Current experimental results show $\Delta(\text{SM} - \text{Observed})$:

$$\Delta\sin(2\beta) = 2.7\sigma, \text{ penguin}$$

$$\Delta\sin(2\beta) = 2.1\sigma, \text{ tree}$$

Golden modes in SuperB: $B \rightarrow J/\psi K^0, B \rightarrow \eta' K^0, B \rightarrow f_0 K_S^0$

Mode	Current Precision			Predicted Precision (75 ab ⁻¹)		
	Stat.	Syst.	$\Delta S^f(\text{Th.})$	Stat.	Syst.	$\Delta S^f(\text{Th.})$
$J/\psi K_S^0$	0.022	0.010	0 ± 0.01	0.002	0.005	0 ± 0.001
$\eta' K_S^0$	0.08	0.02	0.015 ± 0.015	0.006	0.005	0.015 ± 0.015
$\phi K_S^0 \pi^0$	0.28	0.01	–	0.020	0.010	–
$f_0 K_S^0$	0.18	0.04	0 ± 0.02	0.012	0.003	0 ± 0.02
$K_S^0 K_S^0 K_S^0$	0.19	0.03	0.02 ± 0.01	0.015	0.020	0.02 ± 0.01
ϕK_S^0	0.26	0.03	0.03 ± 0.02	0.020	0.005	0.03 ± 0.02
$\pi^0 K_S^0$	0.20	0.03	0.09 ± 0.07	0.015	0.015	0.09 ± 0.07
ωK_S^0	0.28	0.02	0.1 ± 0.1	0.020	0.005	0.1 ± 0.1
$K^+ K^- K_S^0$	0.08	0.03	0.05 ± 0.05	0.006	0.005	0.05 ± 0.05
$\pi^0 \pi^0 K_S^0$	0.71	0.08	–	0.038	0.045	–
ρK_S^0	0.28	0.07	-0.13 ± 0.16	0.020	0.017	-0.13 ± 0.16



$$B \rightarrow X_s \gamma$$

Very important probe for new physics! Current experimental average:

$$Br(B \rightarrow X_s \gamma) = (3.52 \pm 0.23 \pm 0.09)10^{-4}$$

Theoretical prediction from NNLO:

$$Br(B \rightarrow X_s \gamma) = (3.15 \pm 0.23)10^{-4}$$

There are two ways to study this decay:

① Exclusive:

- The earliest results were done using a large number of exclusive decays, which were fully reconstructed
- Errors arising from unseen modes
- Obsolete for SuperB

② Inclusive:

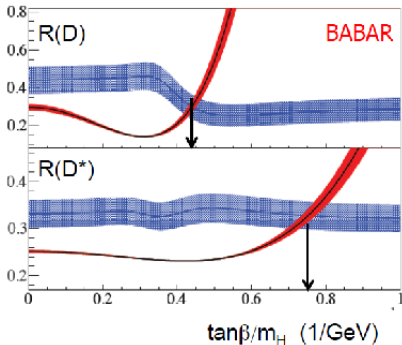
- Use tagging to tag the other B
- No requirements on X_s
- Disadvantage: Cut on photon energy
- Effort to keep the cut as small as possible

Experimentally challenging to measure inclusive decays.

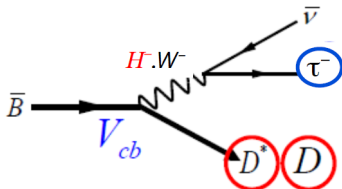
B Rare Decays

$$B^{\pm} \rightarrow D^{(*)} \tau^{\pm} \nu$$

Babar ref. arXiv:1205.5442



Hot decay for SuperB!



Observables:

- $R(D) = \frac{B \rightarrow D\tau\nu}{B \rightarrow D\ell\nu}$
- $R(D^*) = \frac{B \rightarrow D^*\tau\nu}{B \rightarrow D^*\ell\nu}$

	$R(D)$	$R(D^*)$
BaBar	0.440 ± 0.071	0.332 ± 0.029
SM	0.297 ± 0.017	0.252 ± 0.003
Difference	2.0σ	2.7σ

B_s Decays

B_s is clearly LHCb domain

Short runs at CLEO and Belle showed that e⁺ e⁻ can also contribute in B_s studies

Observable	Error on 1fb ⁻¹	Error on 30fb ⁻¹
$\Delta\Gamma$ [ps ⁻¹]	0.16	0.03
β_s from B _s → J/ψφ [deg]	16	6
β_s from B _s → K \bar{K}^0 [deg]	24	11
$\left \frac{V_{td}}{V_{ts}} \right $	0.08	0.017

Potentials in SuperB:

- Decays with neutral particle B_s → J/ψη, B_s → K_S⁰π, B_s → D^{*}K_S⁰, B_s → Φη'
- Measurements of $\mathcal{B}(B \rightarrow \gamma\gamma)$. SM prediction $\mathcal{B}(B \rightarrow \gamma\gamma) = (2 - 4) \times 10^{-7}$. NP (SUSY) $\mathcal{B}(B \rightarrow \gamma\gamma) = 5 \times 10^{-6}$.

- Measurements of semi-leptonic asymmetry. $A_{SL}^s = \frac{1 - \left| \frac{q}{p} \right|^4}{1 + \left| \frac{q}{p} \right|^4} = \frac{N_1 - N_2}{N_1 + N_2}$

$$N_1 = B_s \rightarrow \bar{B}_s \rightarrow D_s^{*-} \ell^+ \nu \quad N_2 = B_s \rightarrow \bar{B}_s \rightarrow \bar{D}_s^* \ell^- \nu$$

Charm Physics

- 1 Plan for running at $\psi(3770)$ threshold
- 2 Scenario: Collect 500fb^{-1}
- 3 D tag possible; other meson can be studied with very small background

Potential improvement from SuperB:

- Improved measurement of the mixing parameters x_D and y_D

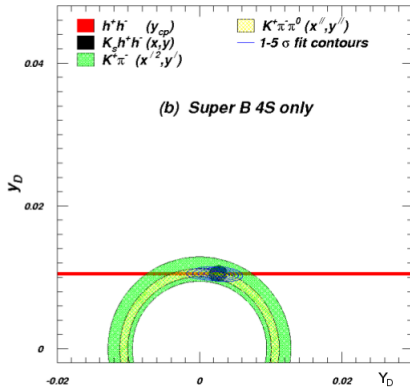
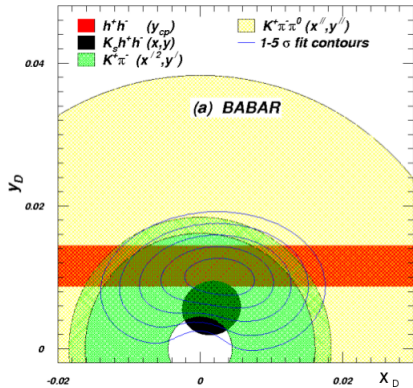
- CP violation in $\bar{D} - D$: $A_{SL} = \frac{N_1 - N_2}{N_1 + N_2}$

$$N_1 = \Gamma(\bar{D}^0 \rightarrow \ell^- \nu K^+),$$

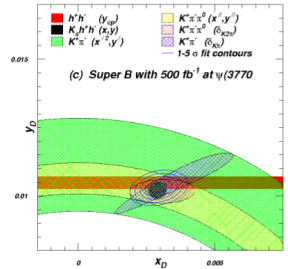
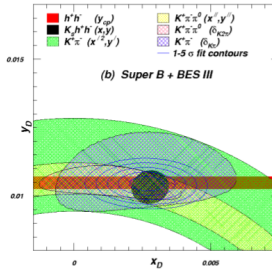
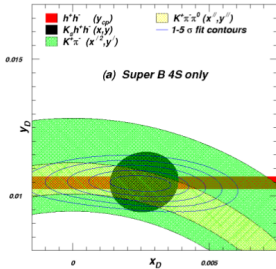
$$N_2 = \Gamma(D^0 \rightarrow \ell^+ \nu K^-)$$

- Search for $D^0 \rightarrow \mu\mu$
- Quantum correlations allow one to measure relatively strong phase

Charm Physics

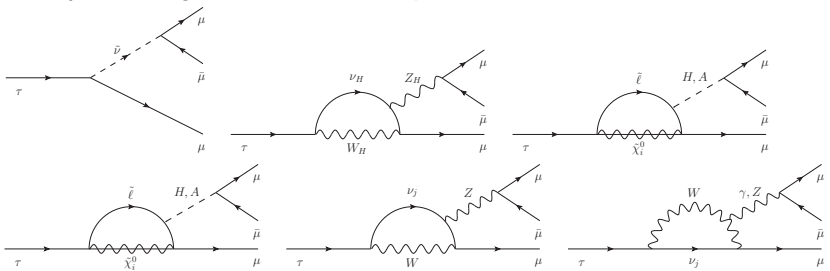


Charm Physics



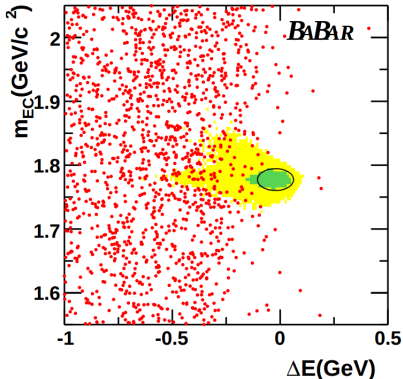
Lepton Flavor Violation (LFV)

- LFV can occur in SM due to neutrino masses
- Any observation is evidence of new physics
- Most promising channels: $\tau \rightarrow l\gamma$, $\tau \rightarrow ll$.



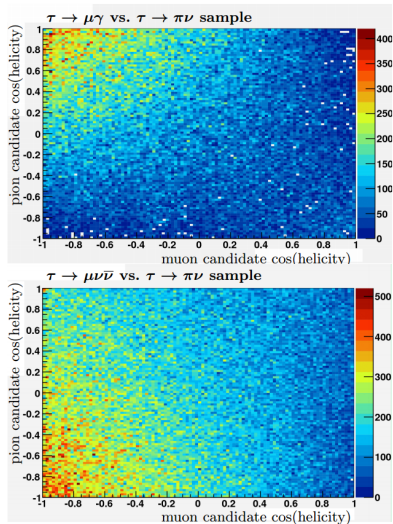
$\tau \rightarrow l\gamma$ Sensitivity

- Better tracking resolution, increased $\Delta m - \Delta E$ box by 65%
- Higher photon efficiency
- Increase of geometry acceptance
- Thicker signal peak
- Smaller boost improves the performance of the fit



Polarization

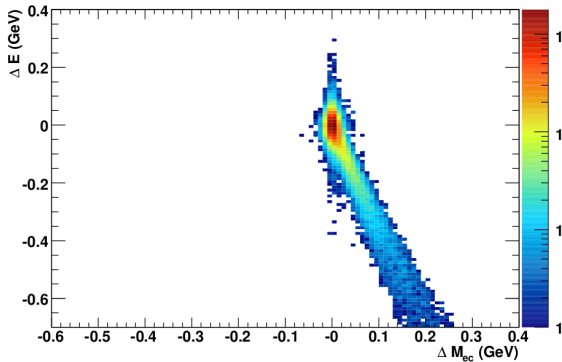
- 1 SuperB will have polarized electron beam (80%)
- 2 One can use this information in NP searches
- 3 Preliminary results:
 - Upper limit at 90%: 2.44×10^{-9}
 - 3σ observation: 5.50×10^{-9}



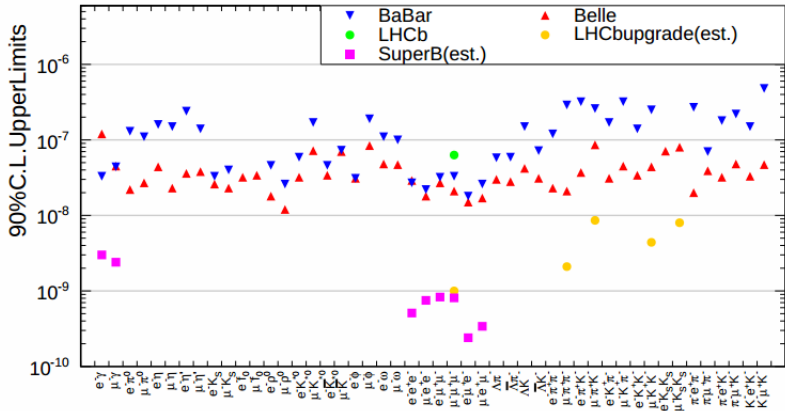
$$\tau \rightarrow 3\mu$$

Current analysis:

- Calculate the thrust axis
- Semi tag the second τ
- Limit obtained (90%)
 $\text{Br}(\tau \rightarrow 3\mu) = 8.1 \times 10^{-10}$



LFV Summary



CP Violation

- CP violation has never been observed in τ sector
- SM prediction is negligibly small $O(10^{-12})$ in $\tau^\pm \rightarrow K^{pm}\pi^0\nu$.
- Any observation is clear indication of NP
- Very few NP models can explain this:
 - ① RPV SUSY
 - ② Multi Higgs models
- SuperB can improve sensitivity 75 times compared to CLEO

τ Electric Dipole Moment (EDM)

τ EDM can be measured with single angle differential cross section $e^+e^- \rightarrow \tau^+\tau^-$.

- Improvement using polarized beam
- Achievable sensitivity: $10^{-19} ecm$