

Introduction to Accelerator Physics

*Bernhard Holzer,
CERN-LHC*

I.) The First Steps



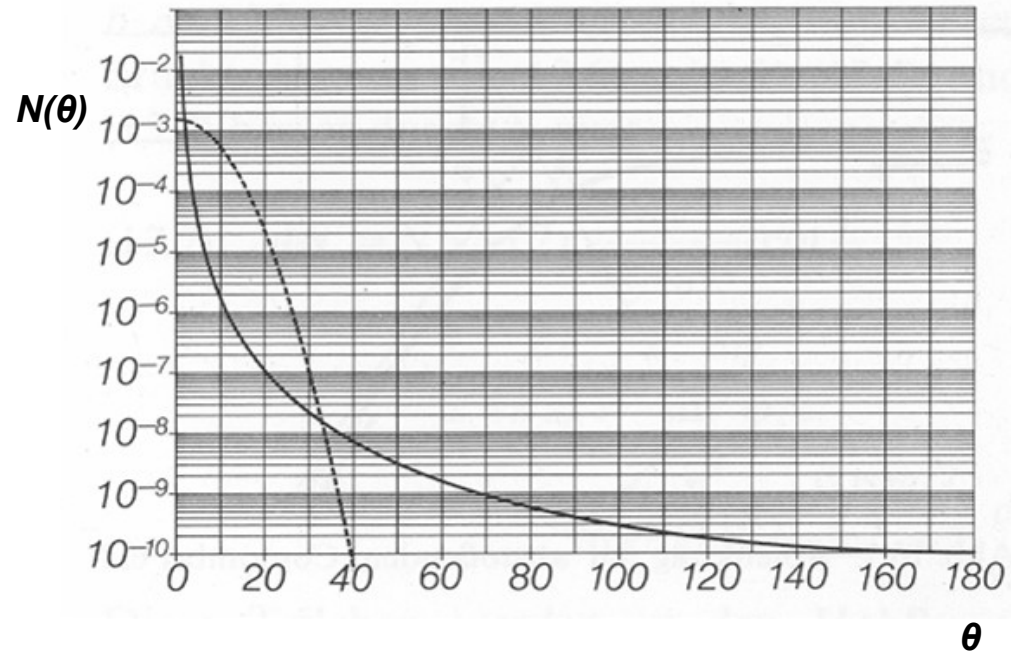
A Bit of History

$$N(\theta) = \frac{N_i n t Z^2 e^4}{(8\pi\epsilon_0)^2 r^2 K^2} * \frac{1}{\sin^4(\theta/2)}$$



Rutherford Scattering, 1906

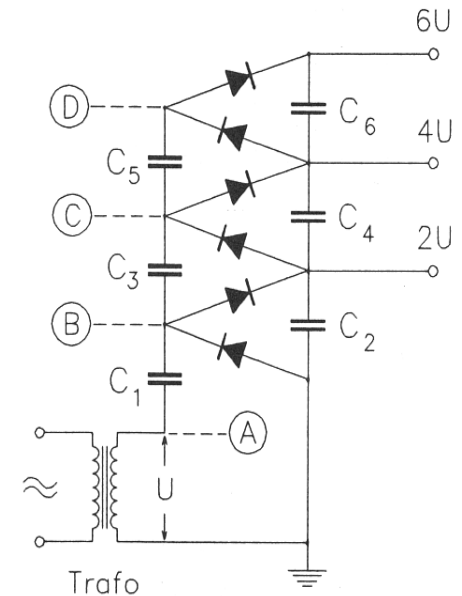

*Using radioactive particle sources:
 α -particles of some MeV energy*



1.) Electrostatic Machines: The Cockcroft-Walton Generator

1928: Encouraged by Rutherford Cockcroft and Walton start the design & construction of a high voltage generator to accelerate a proton beam

1932: First particle beam (protons) produced for nuclear reactions: splitting of Li-nuclei with a proton beam of 400 keV



Particle source: Hydrogen discharge tube on 400 kV level

Accelerator: evacuated glas tube

Target: Li-Foil on earth potential

Technically: rectifier circuit, built of capacitors and diodes (Greinacher)

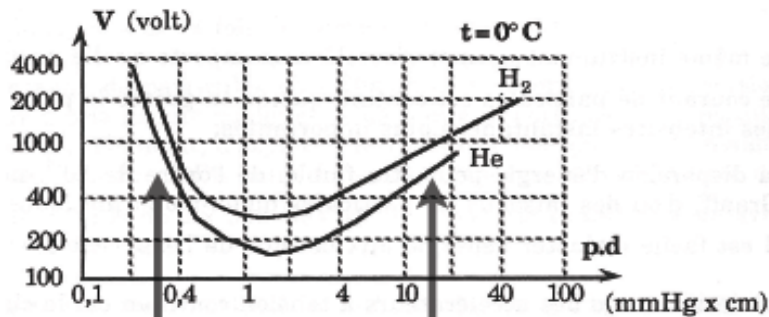
*robust, simple, on-knob machines
largely used in history as pre-accelerators for
proton and ion beams
recently replaced by modern structures (RFQ)*

Main limitation

Main limitation:
electric discharge due to too high Voltage.
Maximum limit: 1 MV

Limit set by Paschen law:

the breaking Voltage between two parallel electrodes depends only on the pressure of the gas between the electrodes and their distance



Low pressure: gas not too dense, long mean average path of electrons

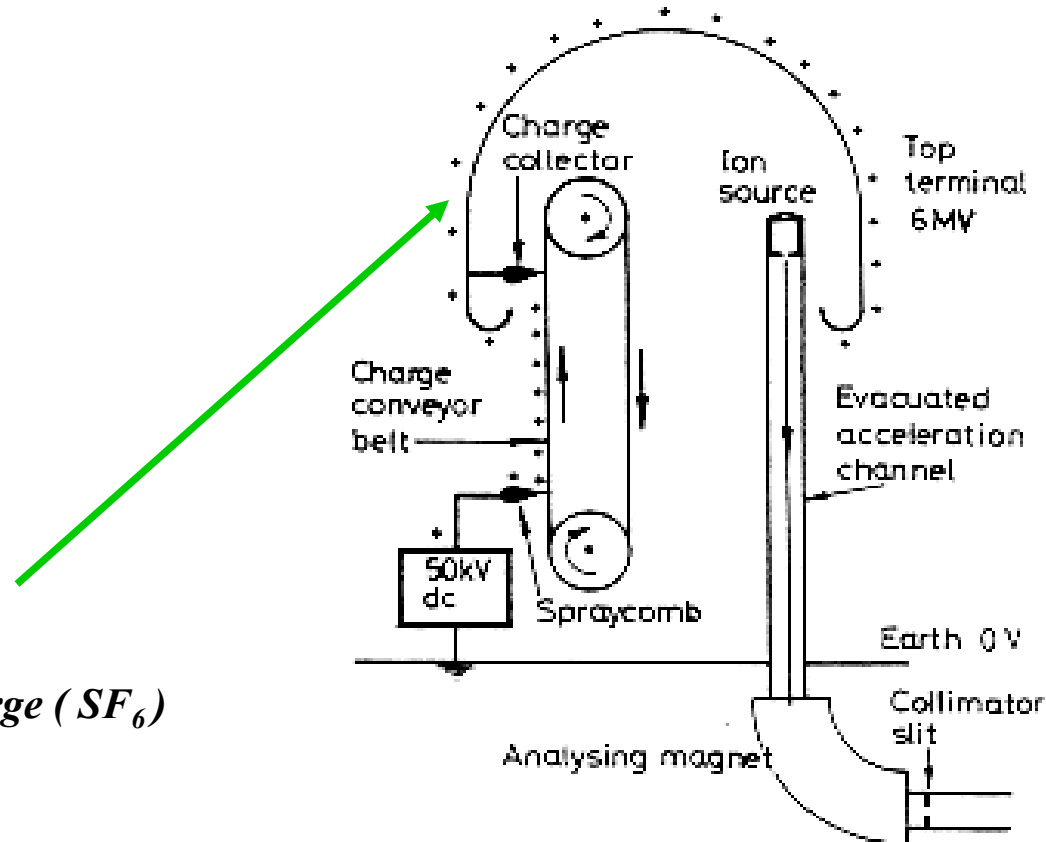
High pressure: dense gas, large Voltage needed for gas ionisation



2.) Electrostatic Machines: (Tandem -) van de Graaff Accelerator (1930 ...)

creating high voltages by *mechanical*
transport of charges

* *Terminal Potential: $U \approx 12 \dots 28 \text{ MV}$*
using high pressure gas to suppress discharge (SF_6)



Problems: * *Particle energy limited by high voltage discharges*
* *high voltage can only be applied once per particle ...*
... or twice ?

The „Tandem principle“: Apply the accelerating voltage twice ...

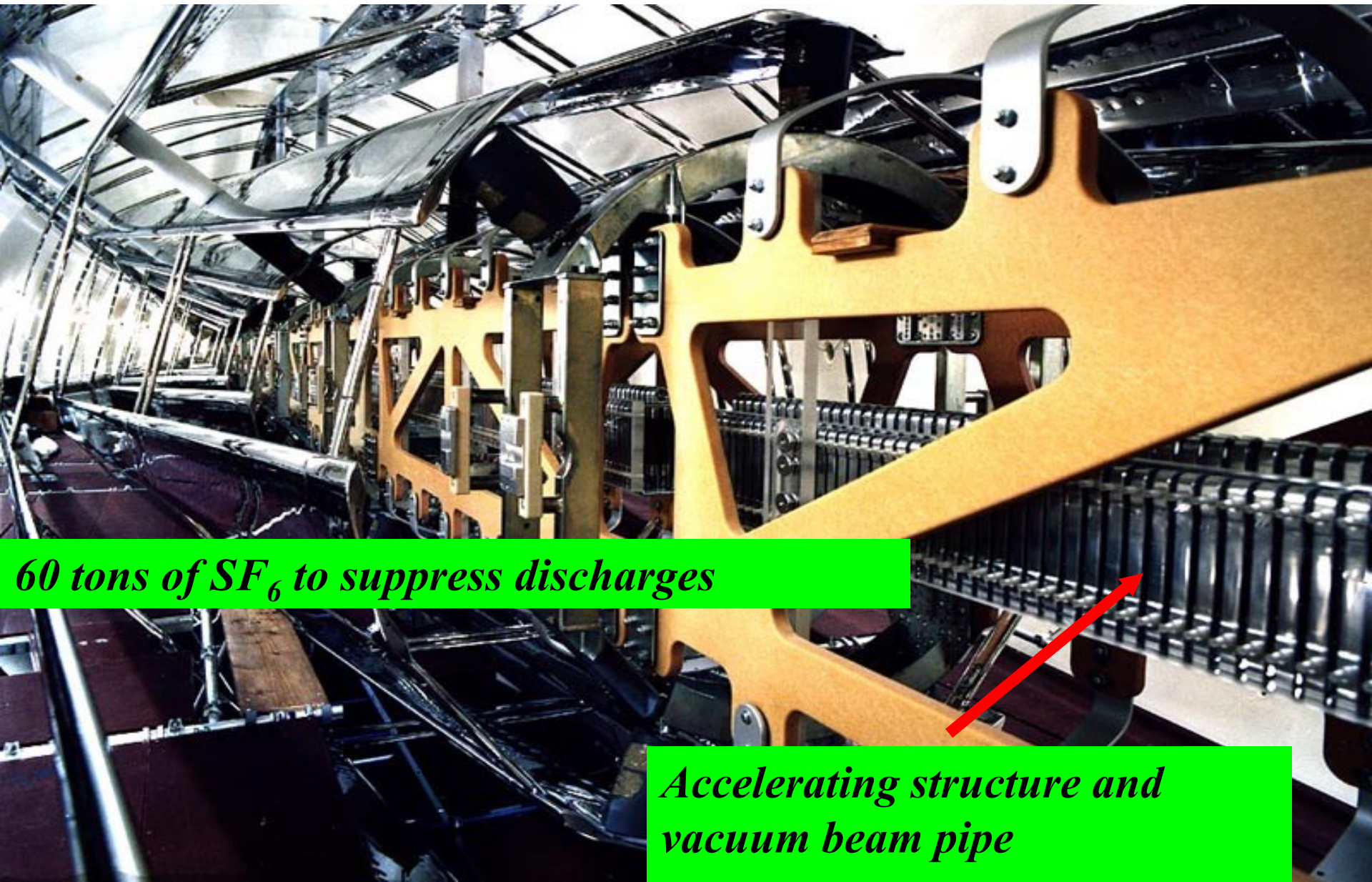
*... by working with **negative ions (e.g. H^-)** and **stripping the electrons** in the centre of the structure*

Example for such a „steam engine“: 12 MV-Tandem van de Graaff Accelerator at MPI Heidelberg



... and how it looks inside

“Vivitron” Strassbourg



60 tons of SF₆ to suppress discharges


*Accelerating structure and
vacuum beam pipe*

The Principle of the “Steam Engine”:

Mechanical Transport of Charge via a rotating chain or belt



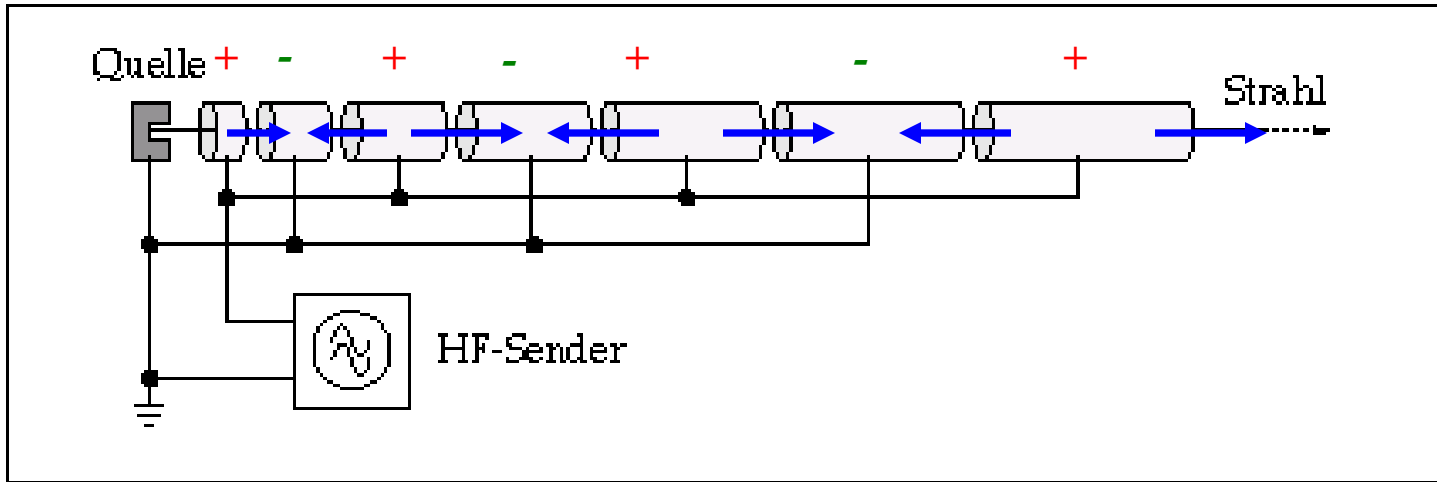
stripping foils: 1500 Å



3.) The first RF-Accelerator: „Linac“

1928, Wideroe: how can the acceleration voltage be applied several times to the particle beam

schematic Layout:



Energy gained after n acceleration gaps

$$E_n = n * q * U_0 * \sin \psi_s$$

n number of gaps between the drift tubes

q charge of the particle

U_0 Peak voltage of the RF System

Ψ_s synchronous phase of the particle

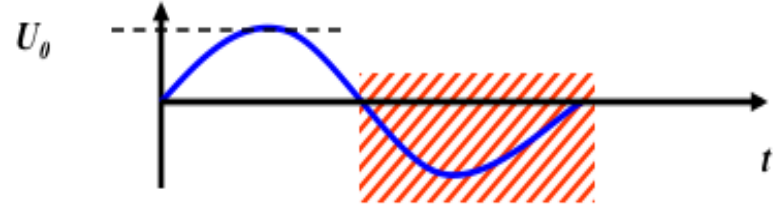
* acceleration of the proton in the first gap

* voltage has to be „flipped“ to get the right sign in the second gap → RF voltage

→ shield the particle in drift tubes during the negative half wave of the RF voltage

Wideroe-Structure: the drift tubes

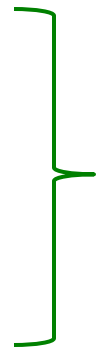
shielding of the particles during the negative half wave of the RF



Time span of the negative half wave: $\tau_{RF}/2$

Length of the Drift Tube: $l_i = v_i * \frac{\tau_{rf}}{2}$

Kinetic Energy of the Particles $E_i = \frac{1}{2} m v^2$



$$\rightarrow v_i = \sqrt{2E_i/m}$$

$$l_i = \frac{1}{v_{rf}} * \sqrt{\frac{i * q * U_{0 * \sin \psi_s}}{2m}}$$

valid for non relativistic particles ...

Alvarez-Structure: 1946, surround the whole structure by a rf vessel

Energy: ≈ 20 MeV per Nucleon $\beta \approx 0.04 \dots 0.6$, Particles: Protons/Ions


Example: DESY Accelerating structure of the Proton Linac

$$E_{total} = 988 \text{ MeV}$$

$$m_0 c^2 = 938 \text{ MeV}$$

$$p = 310 \text{ MeV} / c$$

$$E_{kin} = 50 \text{ MeV}$$



Beam energies

1.) reminder of some relativistic formula

rest energy $E_0 = m_0 c^2$

total energy $E = \gamma * E_0 = \gamma * m_0 c^2$


kinetic energy $E_{kin} = E_{total} - m_0 c^2$

momentum $E^2 = c^2 p^2 + m_0^2 c^4$

GSI: *Unilac, typical Energie ≈ 20 MeV per
Nukleon, $\beta \approx 0.04 \dots 0.6$,
Protons/Ions, $\nu = 110$ MHz*

Energy Gain per „Gap“:

$$W = q U_0 \sin \omega_{RF} t$$



Application: *until today THE standard proton / ion pre-accelerator
CERN Linac 4 is being built at the moment*

4.) The Cyclotron: (Livingston / Lawrence ~1930)

Idea: Bend a Linac on a Spiral

Application of a constant magnetic field

keep $B = \text{const}$, $RF = \text{const}$

→ *Lorentzforce*

$$\vec{F} = q * (\vec{v} \times \vec{B}) = q * v * B$$

circular orbit

$$q * v * B = \frac{m * v^2}{R} \quad \rightarrow \quad B * R = p / q$$

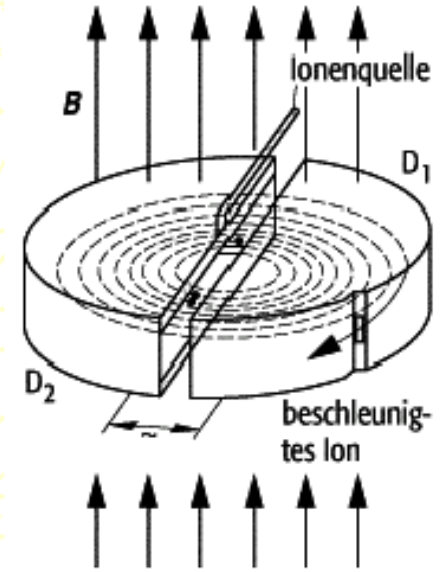
*increasing radius for
increasing momentum*

→ *Spiral Trajectory*

revolution frequency

$$\omega_z = \frac{q}{m} * B_z$$

*the cyclotron (rf-) frequency
is independent of the momentum*




Cyclotron:

! ω is constant for a given q & B

!! $B \cdot R = p/q$
large momentum \rightarrow huge magnet

!!!! $\omega \sim 1/m \neq \text{const}$ works properly only for
non relativistic particles



PSI Zurich

Application:

Work horses for medium energy protons

Proton / Ion Acceleration up to ≈ 60 MeV (proton energy)

nuclear physics

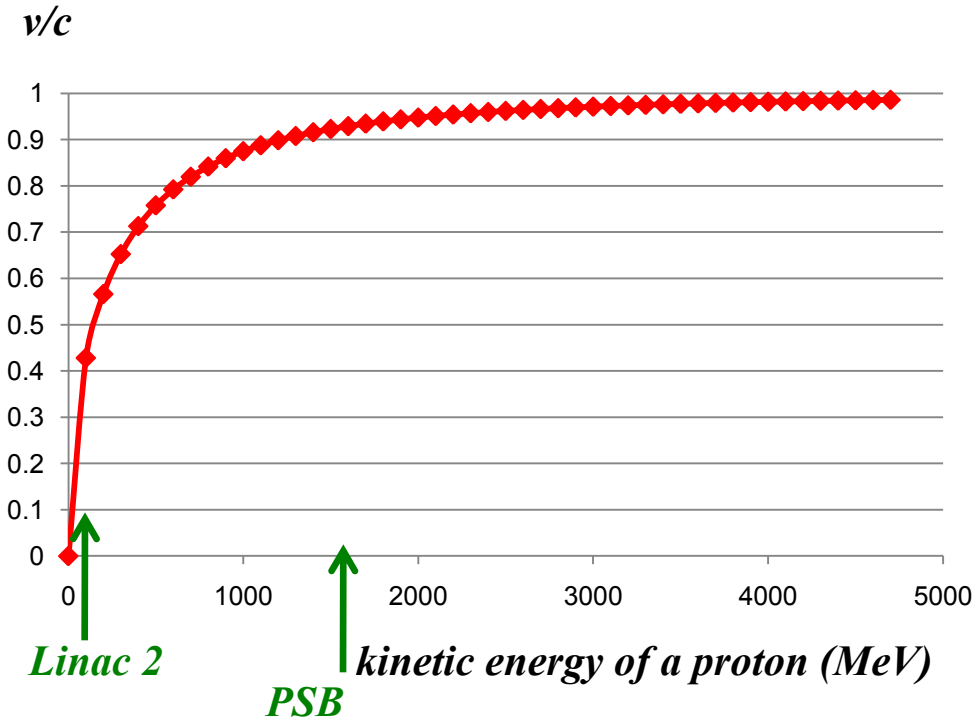

radio isotope production, proton / ion therapy

Beam Energy

... so sorry, here we need help from Albert:

$$\gamma = \frac{E_{total}}{mc^2} = \frac{1}{\sqrt{1 - \frac{v^2}{c^2}}}$$

$$\frac{v}{c} = \sqrt{1 - \frac{mc^2}{E^2}}$$



CERN Accelerators


	kin. Energy	γ
<i>Linac 2</i>	60 MeV	1.06
<i>PS</i>	26 GeV	27
<i>SPS</i>	450 GeV	480
<i>LHC</i>	7 TeV	7460

remember: *proton mass = 938 MeV*

Cyclotron:

modern trends: Problem: $m \neq \text{const.}$
→ non relativistic machine

$$\omega_z = \frac{e * B_z}{\gamma * m_0}$$



MeV

court: R. Thomae

ons

5.) The Betatron: Wideroe 1928/ Kerst 1940

...apply the transformer principle to an electron beam: *no RF system needed, changing magnetic B field*

Idea: a time varying magnetic field induces a voltage that will accelerate the particles

Farady induction law

$$\oint \vec{E} d\vec{s} = - \int_A \dot{B} df = - \dot{\Phi}$$

circular orbit

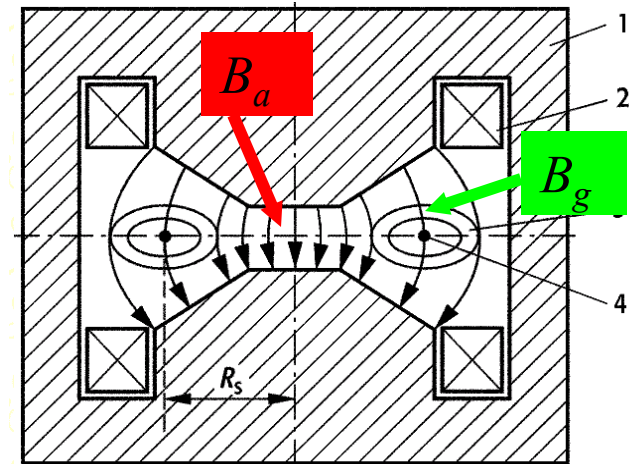
$$\frac{mv^2}{r} = e * v * B$$

$$\rightarrow p = e * B * r$$

magnetic flux through this orbit area

$$\Phi = \int B df = \pi r^2 * B_a$$

schematic design



induced electric field

$$\oint \vec{r} E ds = \frac{V}{E} * 2 \pi r = -\dot{\Phi} \Rightarrow \frac{r}{E} = \frac{-\pi r^2 * \dot{B}_a}{2 \pi r} = -\frac{1}{2} \dot{B}_a r$$

force acting on the particle:

$$\dot{p} = -\left| \frac{r}{E} \right| e = \frac{1}{2} \dot{B}_a r$$

The increasing momentum of the particle has to be accompanied by a rising magnetic guide field:

$$\dot{p} = e * \dot{B}_g r$$

$$B_g = \frac{1}{2} B_a$$



*robust, compact machines,
Energy \leq 300...500 MeV,
limit: Synchrotron radiation*

6.) *Synchrotrons / Storage Rings / Colliders:*

*Wideroe 1943, McMillan, Veksler 1944,
Courant, Livingston, Snyder 1952*

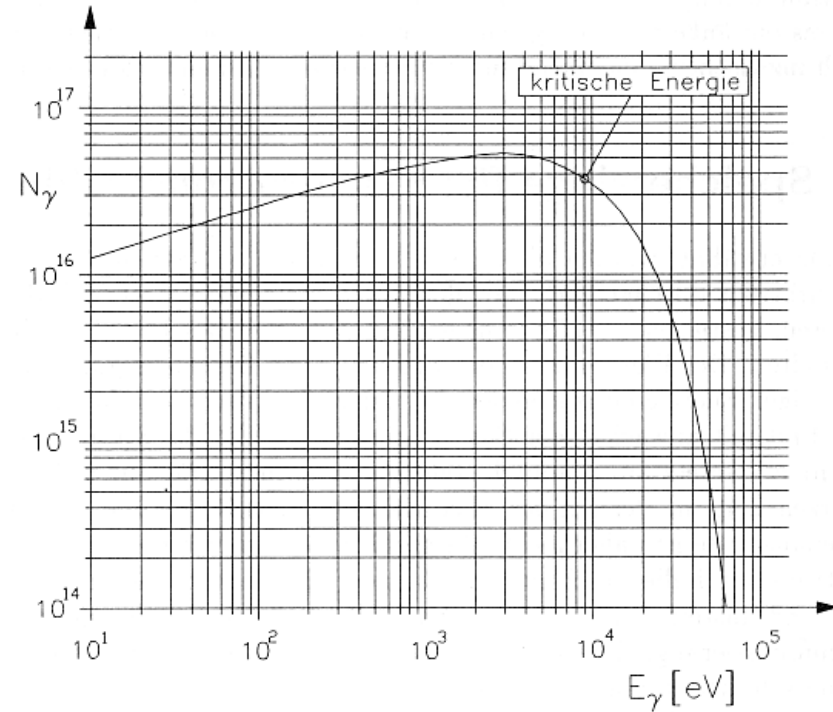
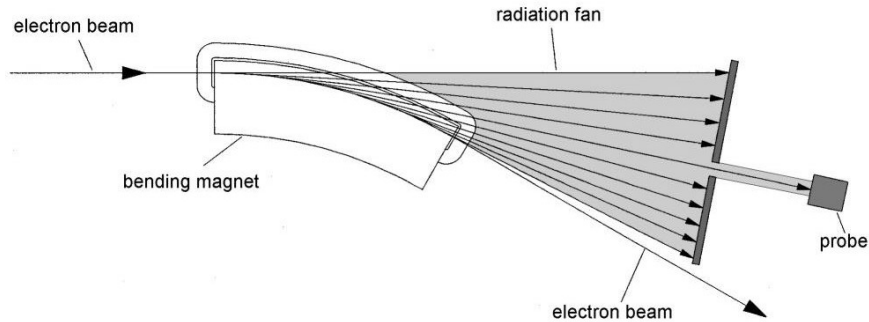
*Idea: define a circular orbit of the particles,
keep the beam there during acceleration,
put magnets at this orbit to **guide and focus***



*Advanced Photon Source,
Berkeley*

7.) Electron Storage Rings

Production of Synchrotron Light



$$P_s = \frac{e^2 c}{6 \pi \epsilon_0} * \frac{1}{(m_0 c^2)^4} \frac{E^4}{R^4}$$


Radiation Power

$$\Delta E = \frac{e^2}{3 \epsilon_0 (m_0 c^2)^4} \frac{E^4}{R}$$

Energy Loss per turn


$$\omega_c = \frac{3 c \gamma^3}{2 R}$$

„typical **Frequency**“
of emitted light



Application of Synchrotron Light Analysis at Atoms & Molecules

The electromagnetic Spectrum:



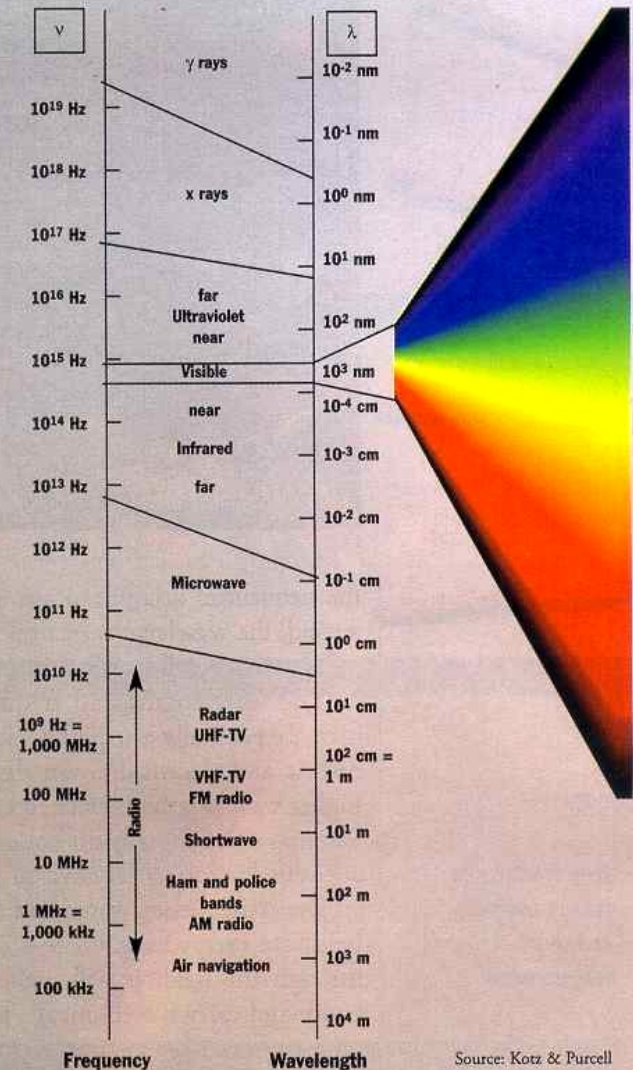
having a closer look at the sun ...

Light:

$\lambda \approx 400 \text{ nm} \dots 800 \text{ nm}$

1 Oktave

The electromagnetic spectrum



Source: Kotz & Purcell

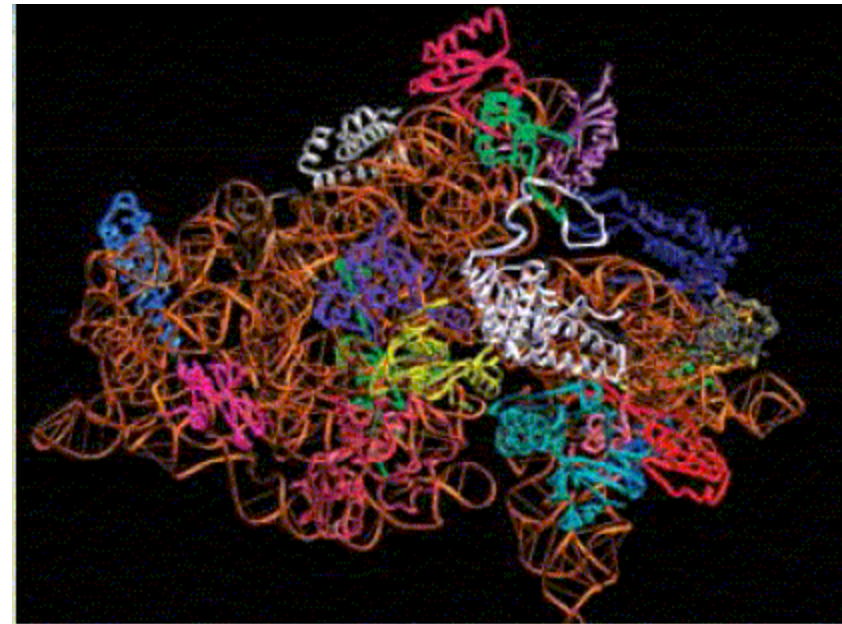
Analysis of Cell structures

Structure of a Ribosom

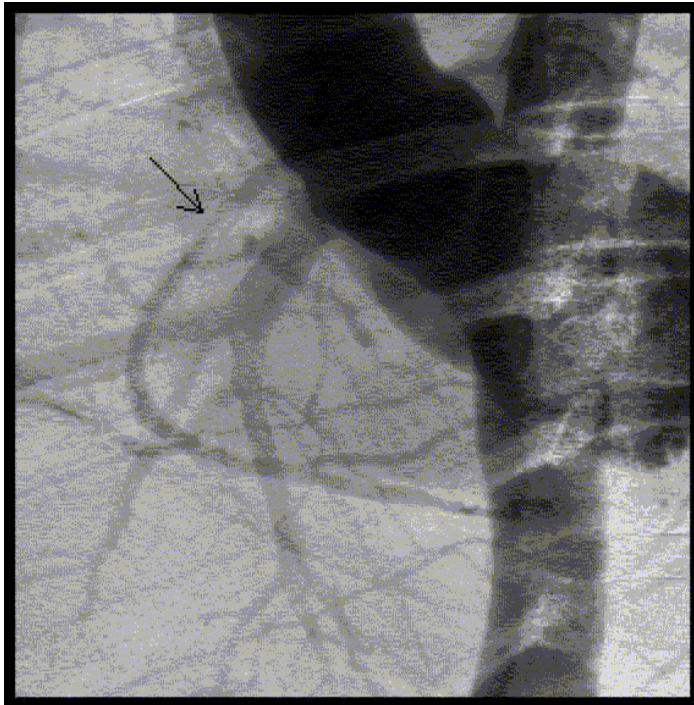
Ribosomen are responsible for the protein production in living cells.

The structure of these Ribosom molecules can be analysed using brilliant synchrotron light from electron storage rings

(Quelle: Max-Planck-Arbeitsgruppen für Strukturelle Molekularbiologie)



Structure of the ribosome, the "protein factory" in living cells



Angiographie

x-ray method applicable for the imaging of coronar heart arteria

8.) Synchrotrons as Collider Rings (1960 ...):

Beam energies

1.) *reminder of some relativistic formula*

total energy $E^2 = p^2 c^2 + m_0^2 c^4$

→ $cp = \sqrt{E^2 - m_0^2 c^4} = \sqrt{(\gamma m_0 c^2)^2 - (m_0 c^2)^2} = \sqrt{\gamma^2 - 1} m_0 c^2$

→ $cp = \gamma\beta * m_0 c^2$

2.) *energy balance of colliding particles*

rest energy of a particle $E_0^2 = (m_0 c^2)^2 = E^2 - p^2 c^2$

in exactly the same way we define a center of mass energy of a system of particles:

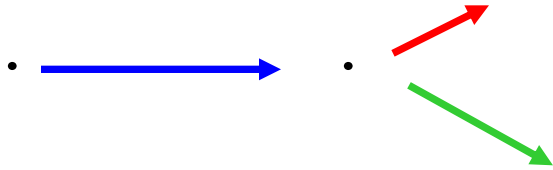
$$E_{cm}^2 = \left(\sum_i E_i \right)^2 - \left(\sum_i cp_i \right)^2$$

two colliding particles

$$E_{cm}^2 = (\gamma_1 m_1 + \gamma_2 m_2)^2 c^4 - (c p_1 + c p_2)^2$$

$$E_{cm}^2 = (\gamma_1 m_1 + \gamma_2 m_2)^2 c^4 - (\gamma_1 \beta_1 m_1 + \gamma_2 \beta_2 m_2)^2 c^4$$

Example 1): proton beam on fixed proton



$$m_1 = m_2 = m_p$$

$$\gamma_2 = 1$$

$$\beta_2 = 0$$

$$E_{cm}^2 = (\gamma_1 + 1)^2 m_p^2 c^4 - (\gamma_1 \beta_1 m_p)^2 c^4$$


remember: $\beta\gamma = \sqrt{\gamma^2 - 1}$

$$E_{cm}^2 = (\gamma_1 + 1)^2 m_p^2 c^4 - (\gamma_1^2 - 1) * m_p^2 c^4$$

$$E_{cm}^2 = 2(\gamma_1 - 1) * m_p^2 c^4$$

$$E_{cm} = \sqrt{2(\gamma_1 - 1)} * m_p c^2$$

Discovery of the Quarks: electron beam on fixed proton / neutron target



Taylor/Kendall/Friedman: Discovery of the Quark structure of protons and neutrons

1966-1978 1990 Nobel Prize



Example 2 : particle anti-particle collider

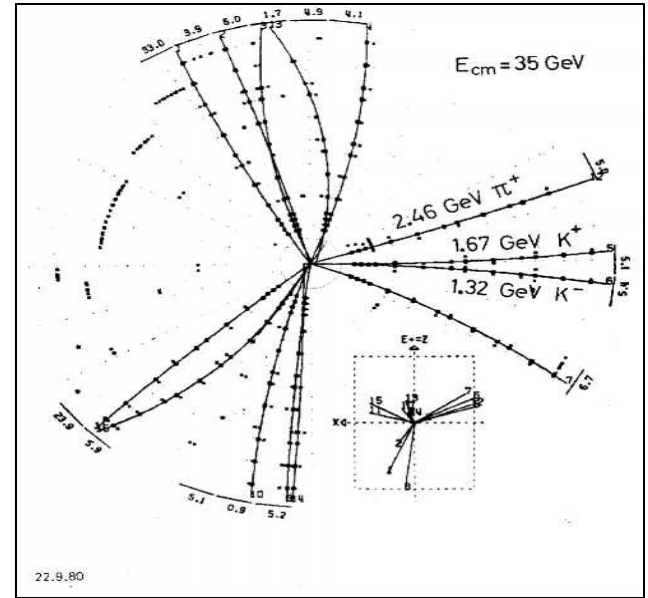
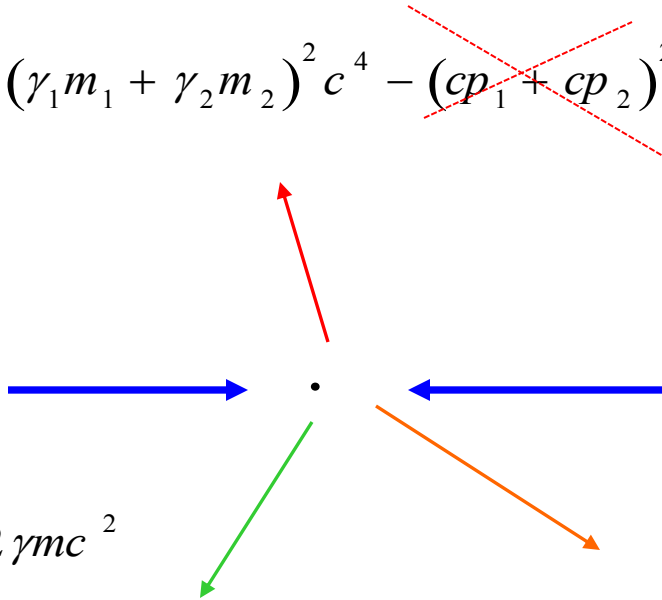
$$e^+ / e^-, \quad p / \bar{p}, \quad m^+ / m^-$$

* store both **counter rotating** particle beams in the same magnet lattice

* no conservation of quantum numbers required

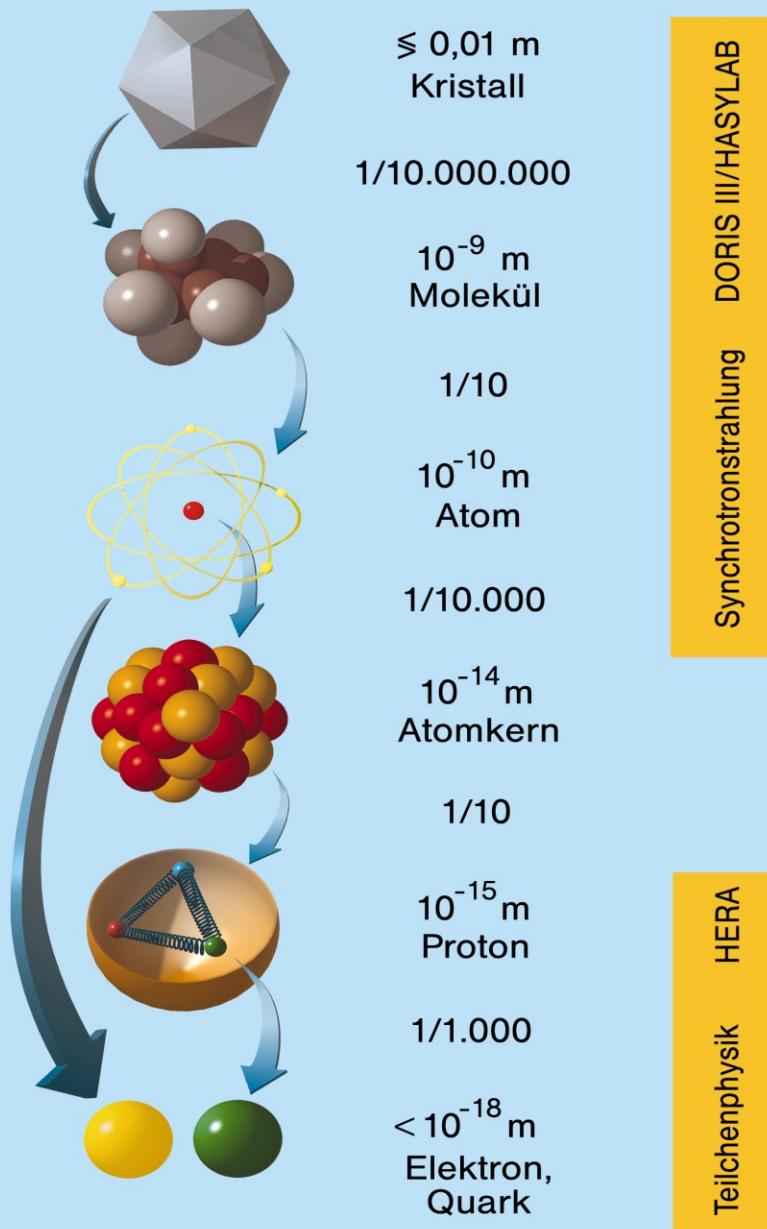
$$E_{cm}^2 = (\gamma_1 m_1 + \gamma_2 m_2)^2 c^4 - (\cancel{cp_1} + \cancel{cp_2})^2$$

$$E_{cm} = 2\gamma mc^2$$



**1979 PETRA Collider at DESY
discovery of the gluon**

- Colliders:**
- * working at highest energies (“cm”)
 - * store the particles for long time in an accelerator
 - * bring two beams into collision
 - * particle density !!
 - * preparation / technical design / field qualities are extreme



9.) Storage Rings for Structure Analysis

synchrotron light: nm

electron scattering: Å ... 10^{-18} m

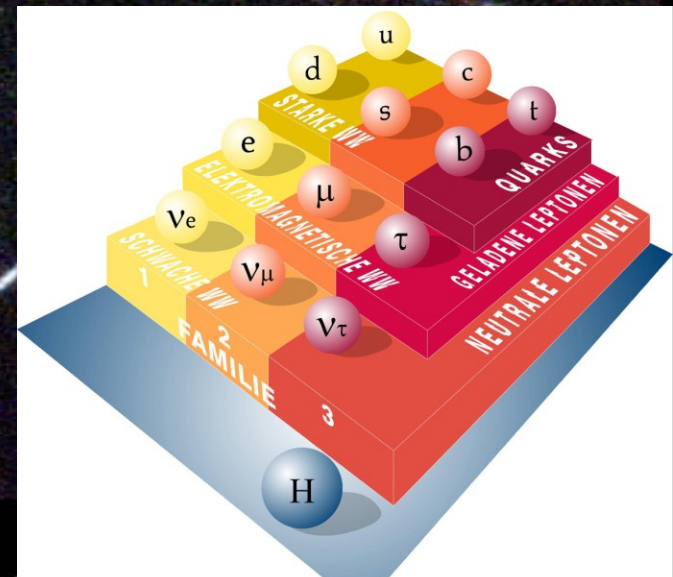
de Broglie:

$$\lambda = \frac{h}{p} = \frac{ch}{E}$$

$$E \approx pc$$

10.) Storage Rings to Explain the Universe

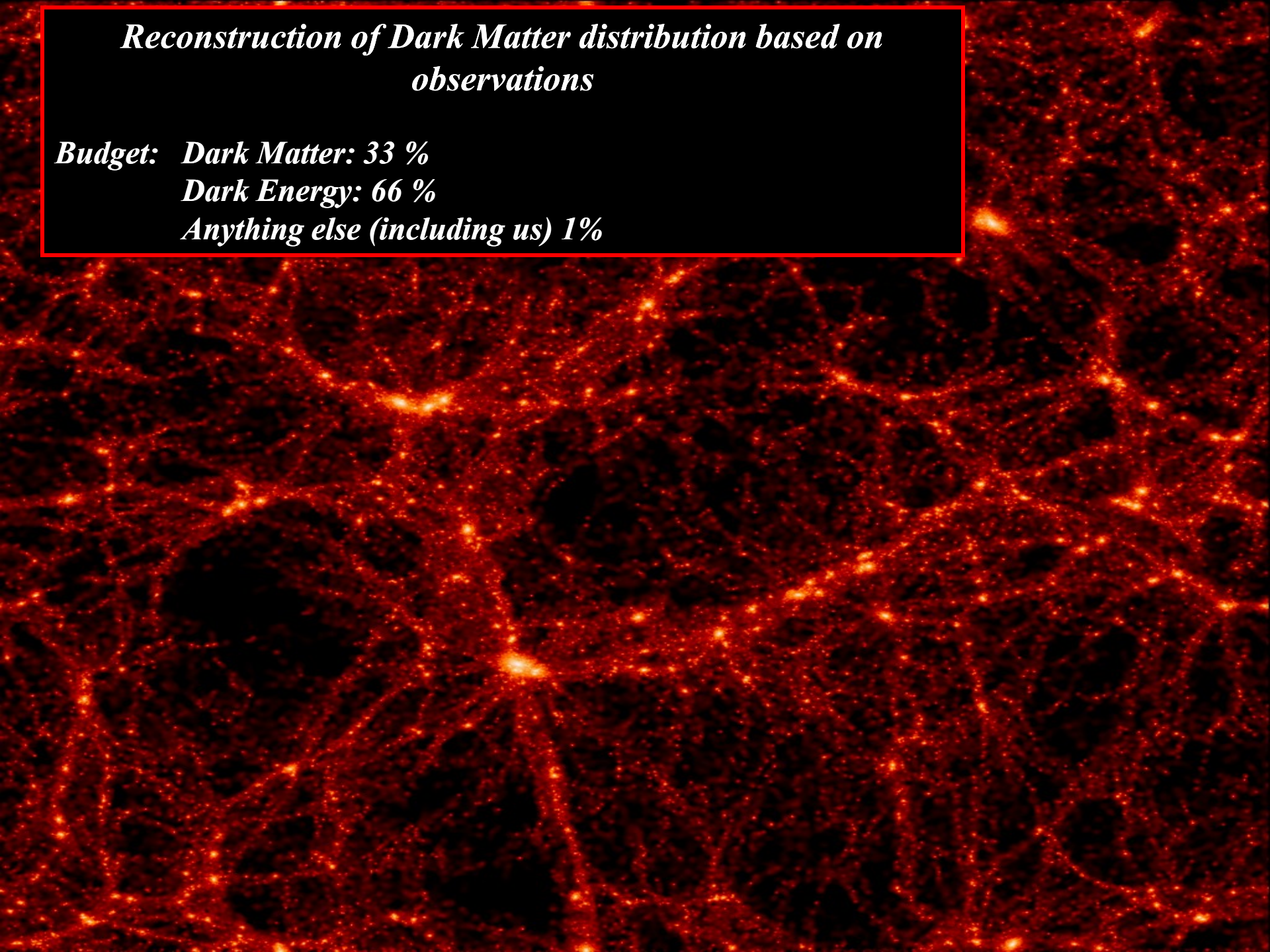
*Precision Measurements of the Standard Model,
Search for Higgs, Supersymmetry, Dark Matter
Physics beyond the Standard Model*



Hubble Deep Field

*Reconstruction of Dark Matter distribution based on
observations*

*Budget: Dark Matter: 33 %
Dark Energy: 66 %
Anything else (including us) 1%*



II

Introduction to Accelerator Physics

Beam Dynamics for „Summer Students“

*Bernhard Holzer,
CERN-LHC*

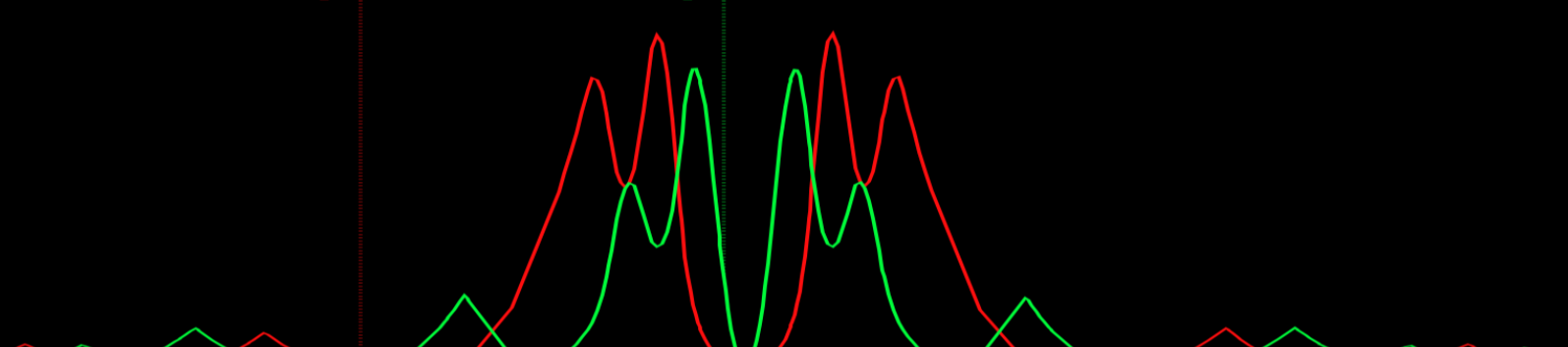
IP5 *The Ideal World*

I.) Magnetic Fields and Particle Trajectories

IP8

IP2

IP1



TEST:

$$D_n = \beta_C \sin n\phi_C * \delta_{\text{supr}} * \sum_{i=1}^n \cos\left(i\phi_C - \frac{1}{2}\phi_C \pm \varphi_m\right) * \sqrt{\frac{\beta_m}{\beta_C}} - \\ - \cos n\phi_C * \delta_{\text{supr}} * \sum_{i=1}^n \sqrt{\beta_m \beta_C} * \sin\left(i\phi_C - \frac{1}{2}\phi_C \pm \varphi_m\right)$$

$$D_n = \sqrt{\beta_m \beta_C} * \sin n\phi_C * \delta_{\text{supr}} * \sum_{i=1}^n \cos\left((2i-1)\frac{\phi_C}{2} \pm \varphi_m\right) - \\ - \sqrt{\beta_m \beta_C} * \delta_{\text{supr}} * \cos n\phi_C * \sum_{i=1}^n \sin\left((2i-1)\frac{\phi_C}{2} \pm \varphi_m\right)$$

Remembering the trigonometric gymnastics shown above we get

$$D_n = \delta_{\text{supr}} * \sqrt{\beta_m \beta_C} * \sin n\phi_C * \sum_{i=1}^n \cos\left((2i-1)\frac{\phi_C}{2}\right) * 2 \cos \varphi_m - \\ - \delta_{\text{supr}} * \sqrt{\beta_m \beta_C} * \cos n\phi_C * \sum_{i=1}^n \sin\left((2i-1)\frac{\phi_C}{2}\right) * 2 \cos \varphi_m$$

$$D_n = 2\delta_{\text{supr}} * \sqrt{\beta_m \beta_C} * \cos \varphi_m \left\{ \sum_{i=1}^n \cos\left((2i-1)\frac{\phi_C}{2}\right) * \sin(n\phi_C) - \right. \\ \left. - \sum_{i=1}^n \sin\left((2i-1)\frac{\phi_C}{2}\right) * \cos(n\phi_C) \right\}$$

$$D_n = 2\delta_{\text{supr}} * \sqrt{\beta_m \beta_C} * \cos \varphi_m \sin(n\phi_C) \frac{\sin \frac{n\phi_C}{2} * \cos \frac{n\phi_C}{2}}{\sin \frac{\phi_C}{2}} - \\ - 2\delta_{\text{supr}} * \sqrt{\beta_m \beta_C} * \cos \varphi_m * \cos(n\phi_C) * \frac{\sin \frac{n\phi_C}{2} * \sin \frac{n\phi_C}{2}}{\sin \frac{\phi_C}{2}}$$

$$D_n = \frac{2\delta_{\text{supr}} * \sqrt{\beta_m \beta_C} * \cos \varphi_m}{\sin \frac{\phi_C}{2}} \left\{ 2 \sin \frac{n\phi_C}{2} \cos \frac{n\phi_C}{2} * \cos \frac{n\phi_C}{2} \sin \frac{n\phi_C}{2} - \right. \\ \left. - (\cos^2 \frac{n\phi_C}{2} - \sin^2 \frac{n\phi_C}{2}) \sin^2 \frac{n\phi_C}{2} \right\}$$

replace by ...

“after some TLC transformations”

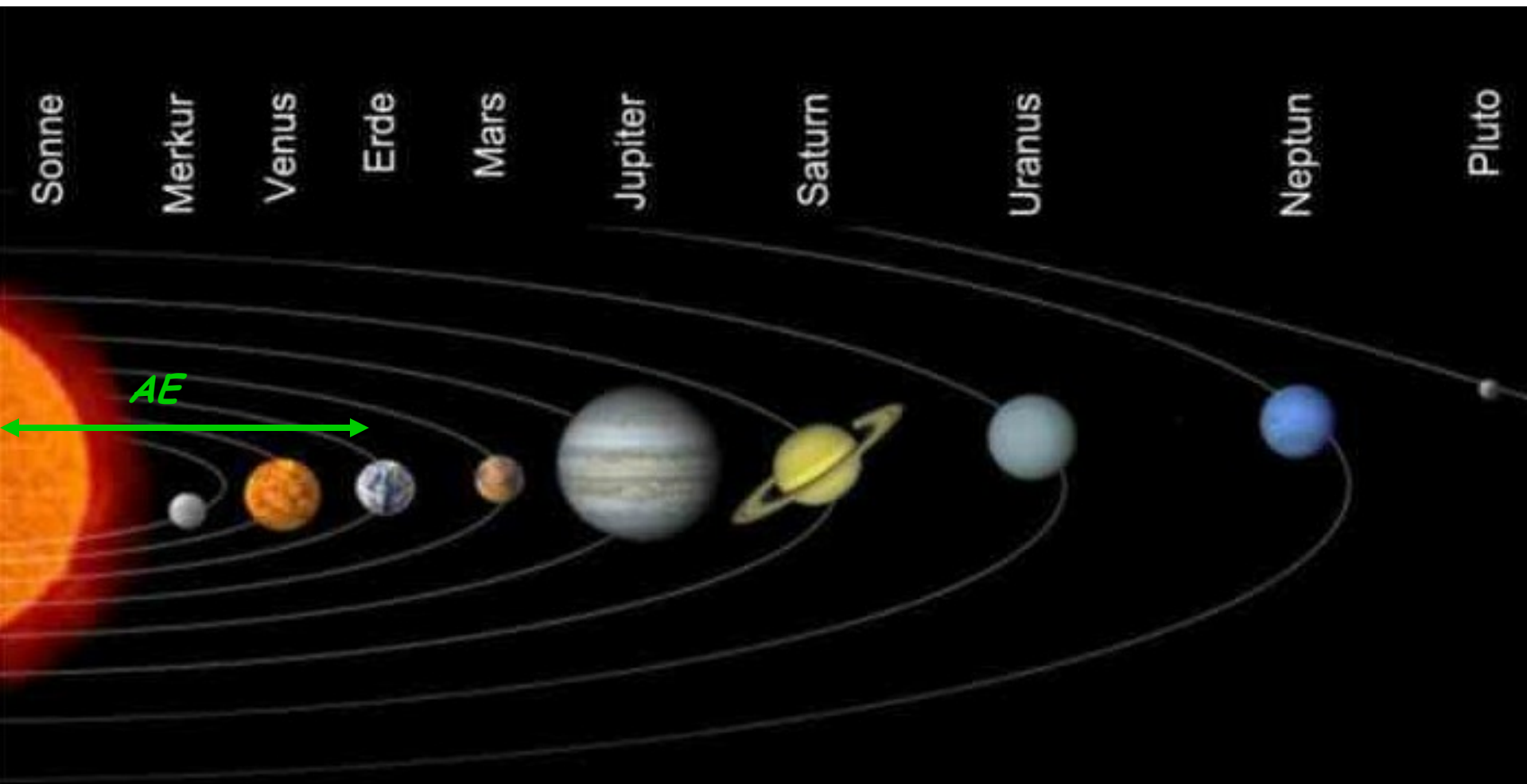
... or ... “after some beer”

Largest storage ring: The Solar System

astronomical unit: average distance earth-sun

1AE $\approx 150 \cdot 10^6$ km

Distance Pluto-Sun ≈ 40 AE



Luminosity Run of a typical storage ring:

LHC Storage Ring: Protons accelerated and stored for 12 hours
distance of particles travelling at about $v \approx c$
 $L = 10^{10}$ - 10^{11} km

... several times Sun - Pluto and back

intensity (10^{11})



- *guide the particles on a well defined orbit („design orbit“)*
- *focus the particles to keep each single particle trajectory within the vacuum chamber of the storage ring, i.e. close to the design orbit.*

1.) Introduction and Basic Ideas

„ ... in the end and after all it should be a kind of circular machine“
→ need transverse deflecting force

Lorentz force $\vec{F} = q * (\vec{E} + \vec{v} \times B)$

typical velocity in high energy machines:

$$v \approx c \approx 3 * 10^8 \text{ m/s}$$

Example:

$$B = 1 \text{ T} \quad \rightarrow \quad F = q * 3 * 10^8 \frac{\text{m}}{\text{s}} * 1 \frac{\text{Vs}}{\text{m}^2}$$

$$F = q * 300 \frac{\text{MV}}{\text{m}}$$

equivalent el. field ... E

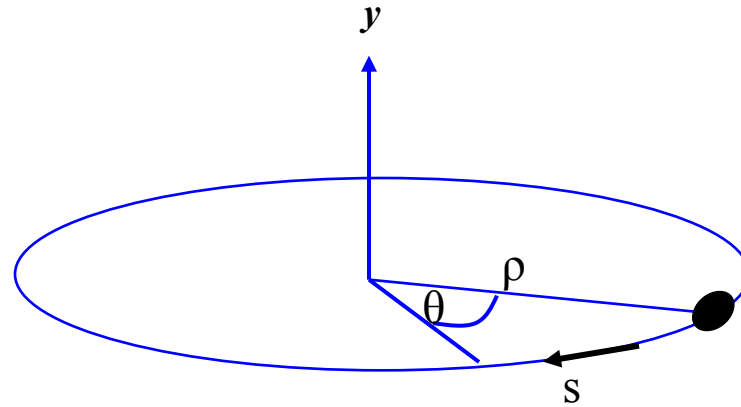
technical limit for el. field:

$$E \leq 1 \frac{\text{MV}}{\text{m}}$$

old greek dictum of wisdom:

if you are clever, you use magnetic fields in an accelerator wherever it is possible.

The ideal circular orbit



circular coordinate system

condition for circular orbit:

Lorentz force

$$F_L = e v B$$

centrifugal force

$$F_{centr} = \frac{\gamma m_0 v^2}{\rho}$$

$$\frac{\gamma m_0 v^2}{\rho} = e v B$$

$$\frac{p}{e} = B \rho$$


B ρ = "beam rigidity"

2.) The Magnetic Guide Field

Dipole Magnets:

define the ideal orbit
homogeneous field created
 by two flat pole shoes

$$B = \frac{\mu_0 n I}{h}$$



Normalise magnetic field to momentum:

$$\frac{p}{e} = B \rho \quad \longrightarrow \quad \frac{1}{\rho} = \frac{e B}{p}$$

convenient units:

$$B = [T] = \left[\frac{Vs}{m^2} \right] \quad p = \left[\frac{GeV}{c} \right]$$

Example LHC:

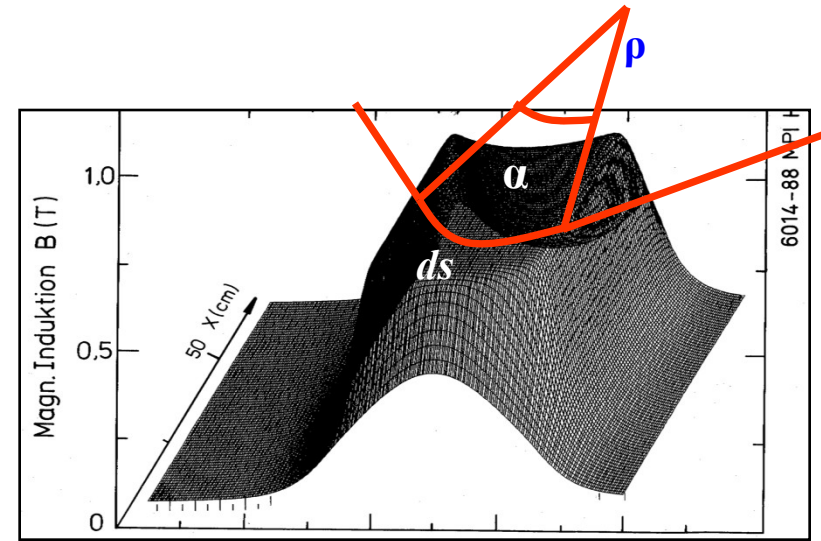
$$B = 8.3 T$$

$$p = 7000 \frac{GeV}{c}$$

$$\frac{1}{\rho} = e \frac{8.3 \frac{Vs}{m^2}}{7000 * 10^9 \frac{eV}{c}} = \frac{8.3 s * 3 * 10^8 \frac{m}{s}}{7000 * 10^9 m^2}$$

$$\frac{1}{\rho} = 0.333 \frac{8.3}{7000} \frac{1}{m}$$

The Magnetic Guide Field



field map of a storage ring dipole magnet

$$\rho = 2.53 \text{ km} \quad \longrightarrow \quad 2\pi\rho = 17.6 \text{ km} \approx 66\%$$

$$B \approx 1 \dots 8 \text{ T}$$

rule of thumb:

$$\frac{1}{\rho} \approx 0.3 \frac{B [\text{T}]}{p [\text{GeV} / c]}$$

„normalised bending strength“

The Problem:

LHC Design Magnet current: $I=11850\text{ A}$

and the machine is 27 km long !!!

*Ohm's law: $U = R * I,$ $P = R * I^2$*

Problem:

reduce ohmic losses to the absolute minimum

Georg Simon Ohm




Born

17 March 1789
Erlangen, Germany

The Solution:

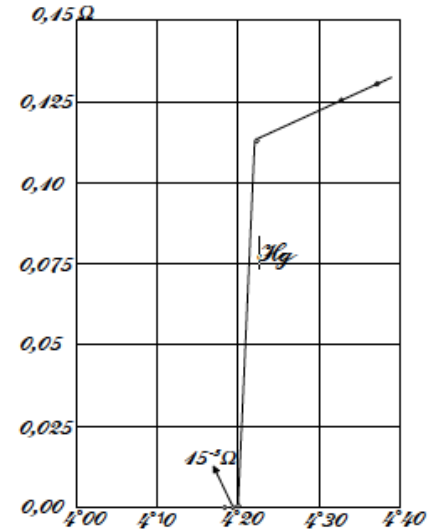
super conductivity



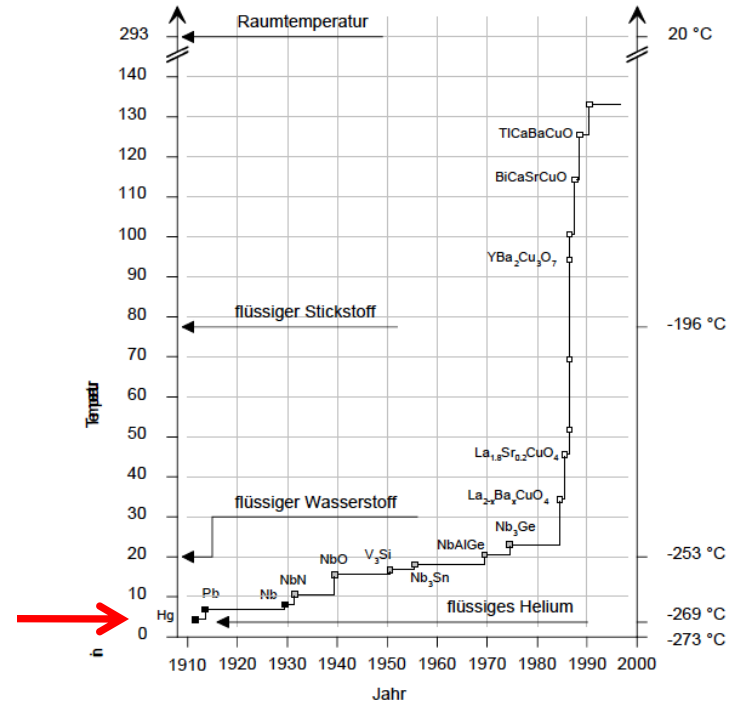
Super Conductivity



discovery of sc. by
H. Kamerling Onnes,
Leiden 1911

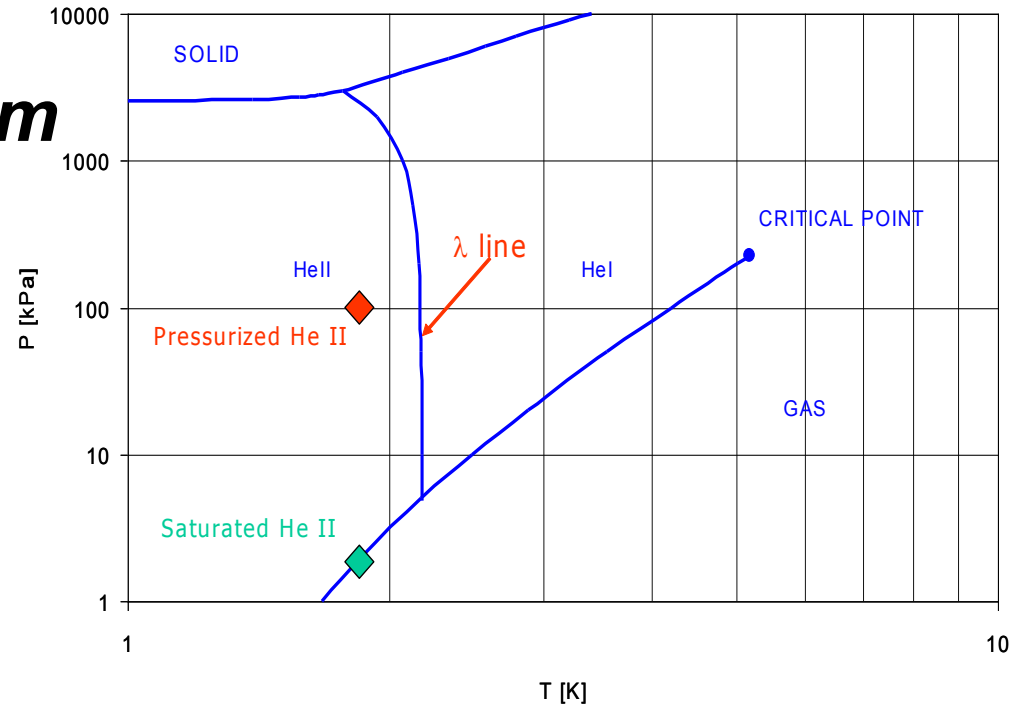
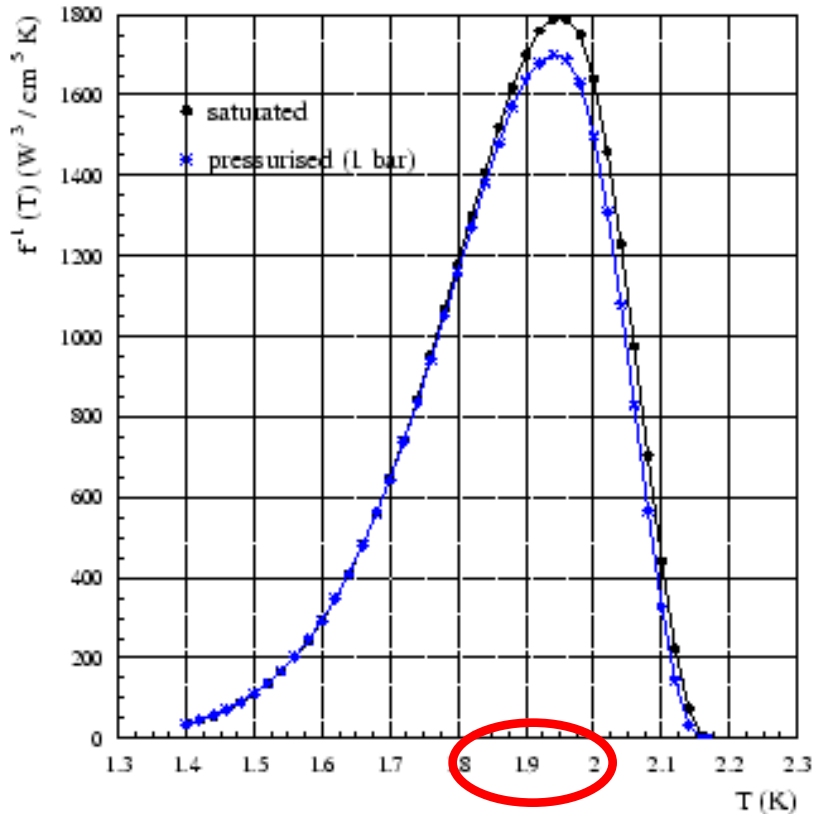


LHC 1.9 K cryo plant



Superfluid helium: 1.9 K cryo system

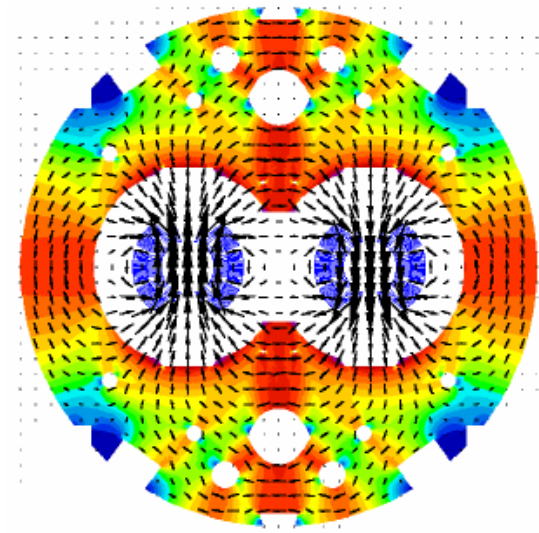
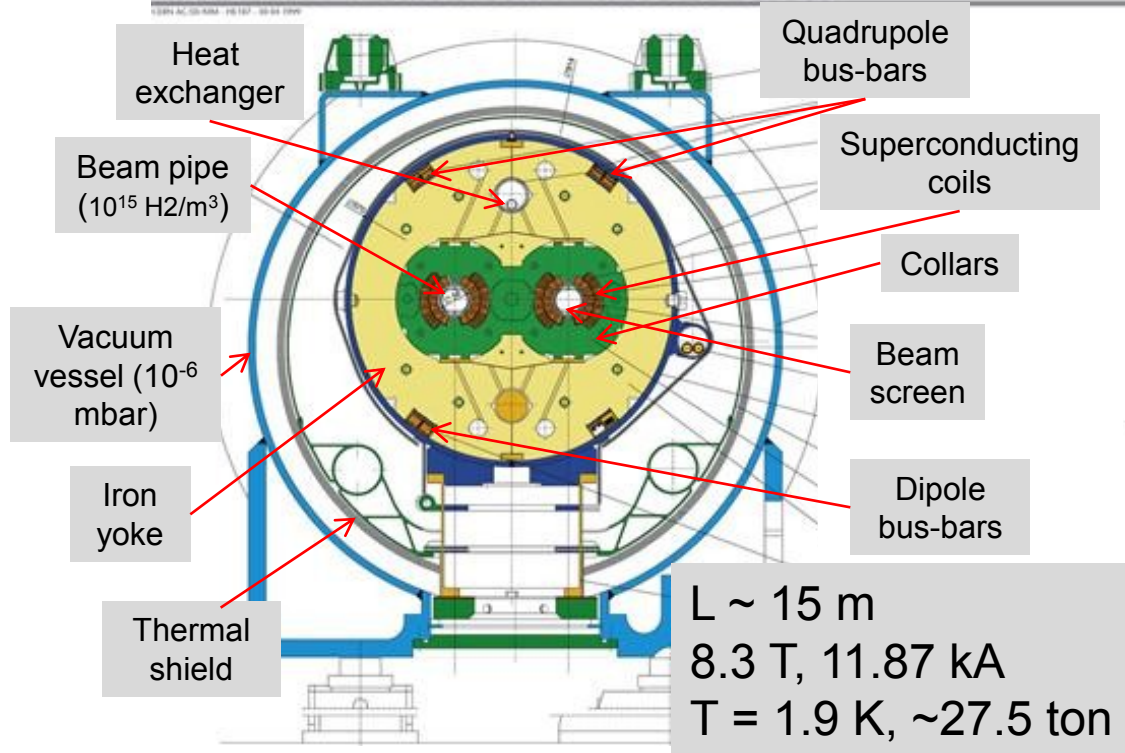
Phase diagramm of Helium





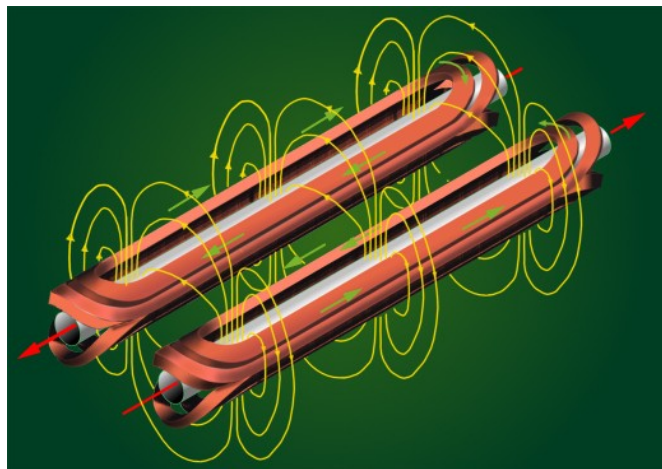
*thermal conductivity of fl. Helium
in supra fluid state*

LHC: The -1232- Main Dipole Magnets

LHC DIPOLE : STANDARD CROSS-SECTION



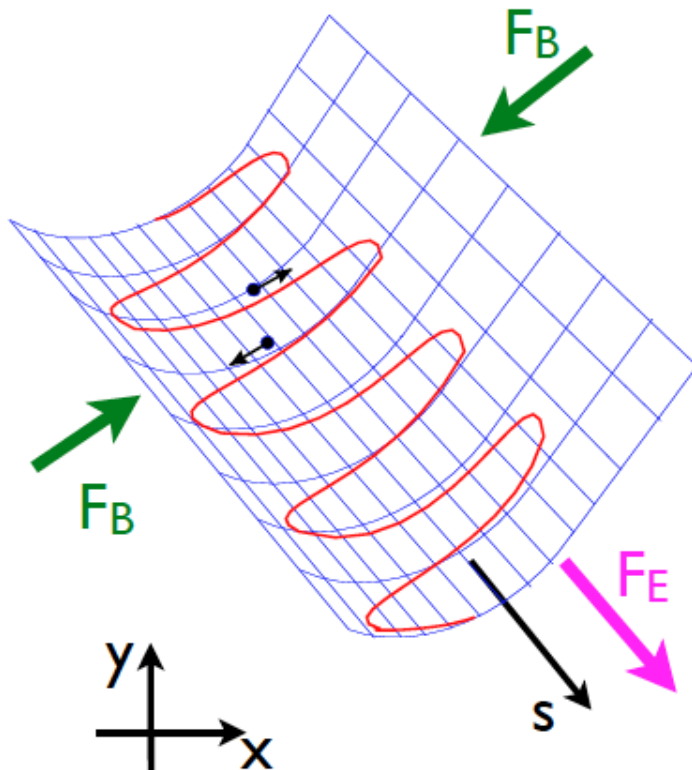
required field quality:
 $\Delta B/B = 10^{-4}$



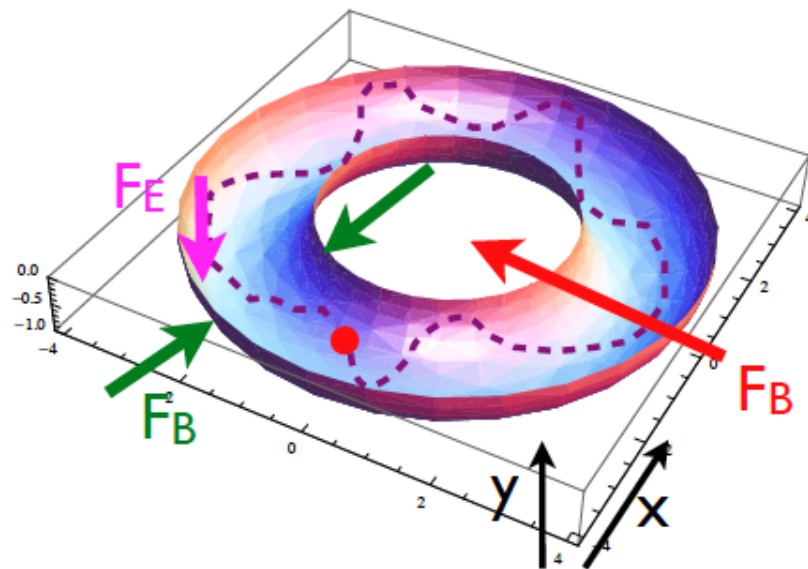
2.) Focusing Properties - Transverse Beam Optics

$$\overline{F}(t) = q \left(\underbrace{\overline{E}(t)}_{F_E} + \underbrace{v(t) \otimes \overline{B}(t)}_{F_B} \right)$$

Linear Accelerator

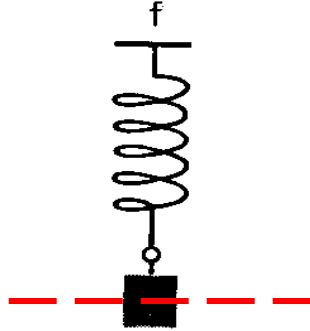


Circular Accelerator



2.) Focusing Properties - Transverse Beam Optics

*classical mechanics:
pendulum*



there is a *restoring force*, proportional to the elongation x :

$$m * \frac{d^2 x}{dt^2} = -c * x$$

general solution: free harmonic oscillation

$$x(t) = A * \cos(\omega t + \varphi)$$

Storage Ring: we need a *Lorentz force* that rises as a function of the *distance to* ?

..... the design orbit

$$F(x) = q * v * B(x)$$

Quadrupole Magnets:

required: **focusing forces** to keep trajectories in vicinity of the ideal orbit

linear increasing Lorentz force

linear increasing magnetic field

$$B_y = g x \quad B_x = g y$$


normalised quadrupole field:



$$k = \frac{g}{p/e}$$

simple rule:

$$k = 0.3 \frac{g(T/m)}{p(GeV/c)}$$



LHC main quadrupole magnet

$$g \approx 25 \dots 220 \text{ T/m}$$

what about the vertical plane:
... Maxwell

$$\vec{\nabla} \times \vec{B} = \cancel{\vec{j}} + \cancel{\frac{\partial \vec{j}}{\partial t}} = 0$$

$$\Rightarrow \frac{\partial B_y}{\partial x} = \frac{\partial B_x}{\partial y} = g$$

Focusing forces and particle trajectories:


*normalise magnet fields to momentum
(remember: $\mathbf{B} * \boldsymbol{\rho} = \mathbf{p} / q$)*

Dipole Magnet

$$\frac{B}{p/q} = \frac{B}{B\rho} = \frac{1}{\rho}$$

Quadrupole Magnet


$$k := \frac{g}{p/q}$$



3.) *The Equation of Motion:*

$$\frac{B(x)}{\rho / e} = \frac{1}{\rho} + kx + \frac{1}{2!} \cancel{m} x^2 + \frac{1}{3!} \cancel{n} x^3 + \dots$$

only terms linear in x, y taken into account **dipole fields**
quadrupole fields



Separate Function Machines:

Split the magnets and optimise them according to their job:

bending, focusing etc

*Example:
heavy ion storage ring TSR*

*
*man sieht nur
dipole und quads → linear*

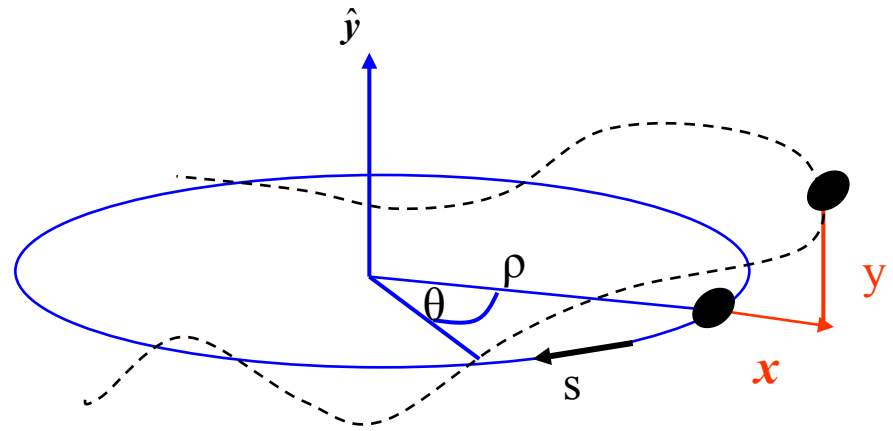
The Equation of Motion:

* Equation for the *horizontal motion*:

$$x'' + x \left(\frac{1}{\rho^2} + k \right) = 0$$

x = particle amplitude

x' = angle of particle trajectory (wrt ideal path line)



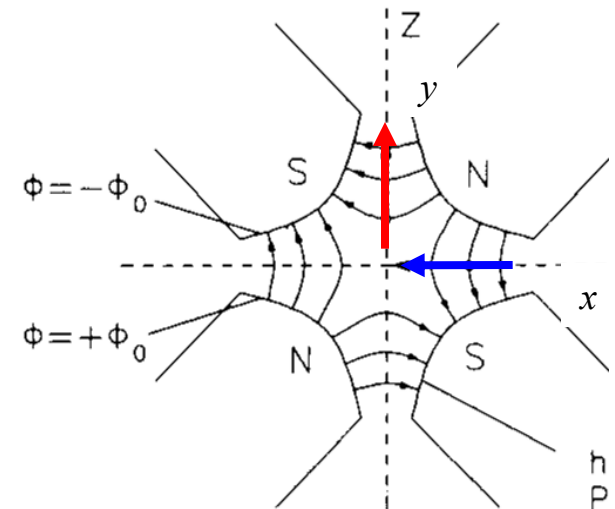
* Equation for the *vertical motion*:

$$\frac{1}{\rho^2} = 0$$

no dipoles ... in general ...

$k \leftrightarrow -k$ *quadrupole field changes sign*

$$y'' - k y = 0$$



4.) Solution of Trajectory Equations

Define ... hor. plane: $K = 1/\rho^2 + k$

... vert. Plane: $K = -k$

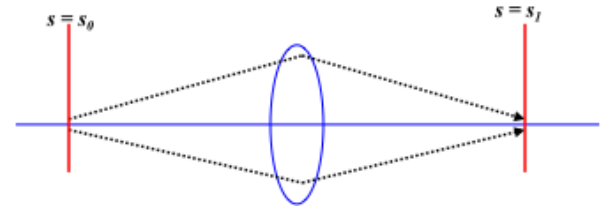
$$x'' + K x = 0$$

Differential Equation of harmonic oscillator ... with spring constant K

Ansatz: **Hor. Focusing Quadrupole $K > 0$:**

$$x(s) = x_0 \cdot \cos(\sqrt{|K|}s) + x'_0 \cdot \frac{1}{\sqrt{|K|}} \sin(\sqrt{|K|}s)$$

$$x'(s) = -x_0 \cdot \sqrt{|K|} \cdot \sin(\sqrt{|K|}s) + x'_0 \cdot \cos(\sqrt{|K|}s)$$



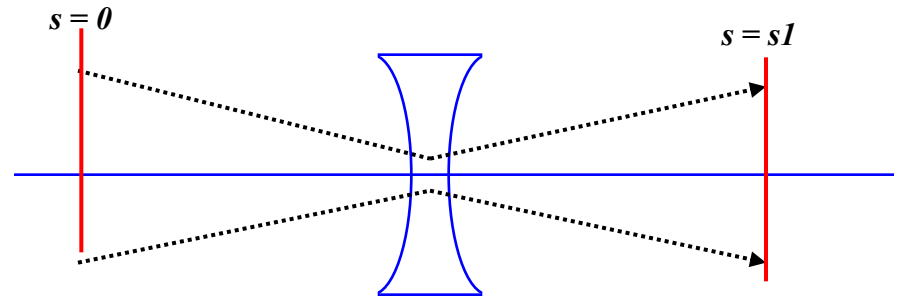
For convenience expressed in matrix formalism:

$$\begin{pmatrix} x \\ x' \end{pmatrix}_{s_1} = M_{foc} * \begin{pmatrix} x \\ x' \end{pmatrix}_{s_0}$$

$$M_{foc} = \begin{pmatrix} \cos(\sqrt{|K|}l) & \frac{1}{\sqrt{|K|}} \sin(\sqrt{|K|}l) \\ -\sqrt{|K|} \sin(\sqrt{|K|}l) & \cos(\sqrt{|K|}l) \end{pmatrix}$$

hor. defocusing quadrupole:

$$x'' - K x = 0$$



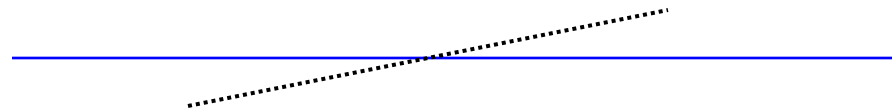
Ansatz: Remember from school

$$x(s) = a_1 \cdot \cosh(\omega s) + a_2 \cdot \sinh(\omega s)$$

$$M_{defoc} = \begin{pmatrix} \cosh \sqrt{|K|} l & \frac{1}{\sqrt{|K|}} \sinh \sqrt{|K|} l \\ \sqrt{|K|} \sinh \sqrt{|K|} l & \cosh \sqrt{|K|} l \end{pmatrix}$$

drift space:

$$K = 0$$



$$x(s) = x'_0 * s$$

$$M_{drift} = \begin{pmatrix} 1 & l \\ 0 & 1 \end{pmatrix}$$

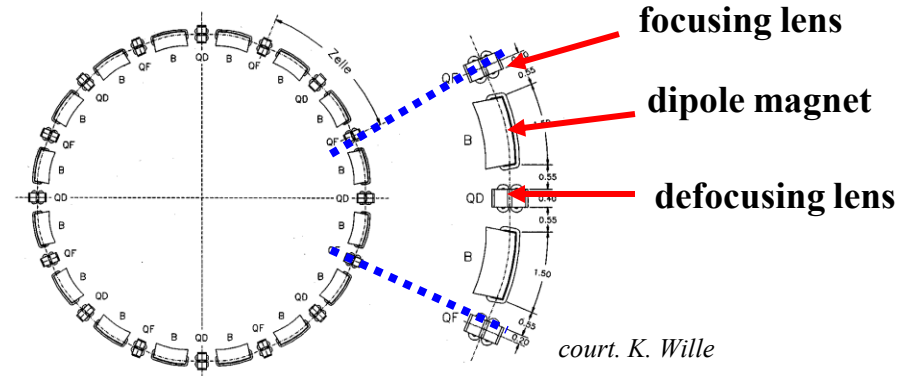
! *with the assumptions made, the motion in the horizontal and vertical planes are independent „ ... the particle motion in x & y is uncoupled“*

Transformation through a system of lattice elements

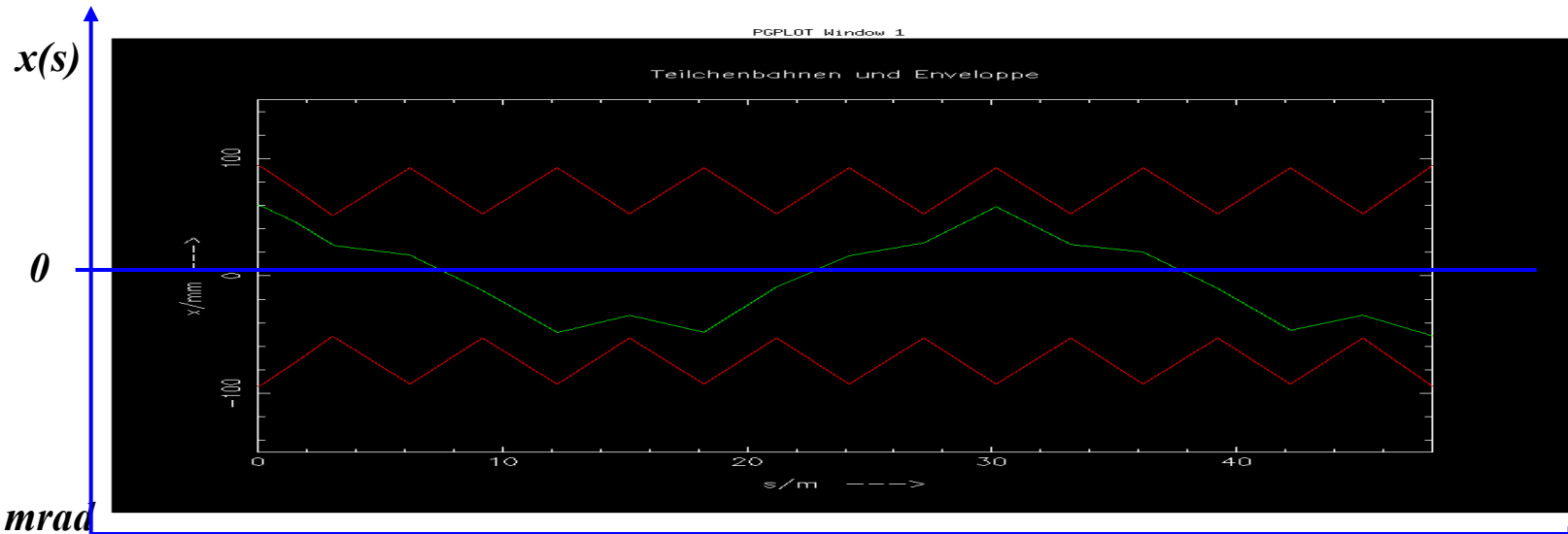
combine the single element solutions by multiplication of the matrices

$$M_{total} = M_{QF} * M_D * M_{QD} * M_{Bend} * M_D * \dots$$

$$\begin{pmatrix} x \\ x' \end{pmatrix}_{s_2} = M(s_2, s_1) * \begin{pmatrix} x \\ x' \end{pmatrix}_{s_1}$$



in each accelerator element the particle trajectory corresponds to the movement of a harmonic oscillator „



typical values
in a strong
foc. machine:

$$x \approx mm, x' \leq mrad$$

5.) Orbit & Tune:

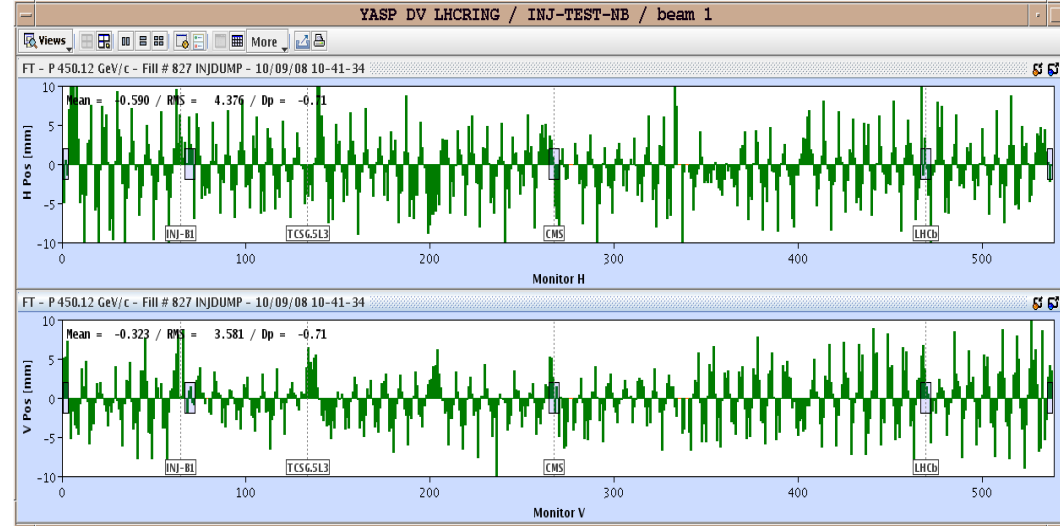
Tune: number of oscillations per turn

64.31

59.32

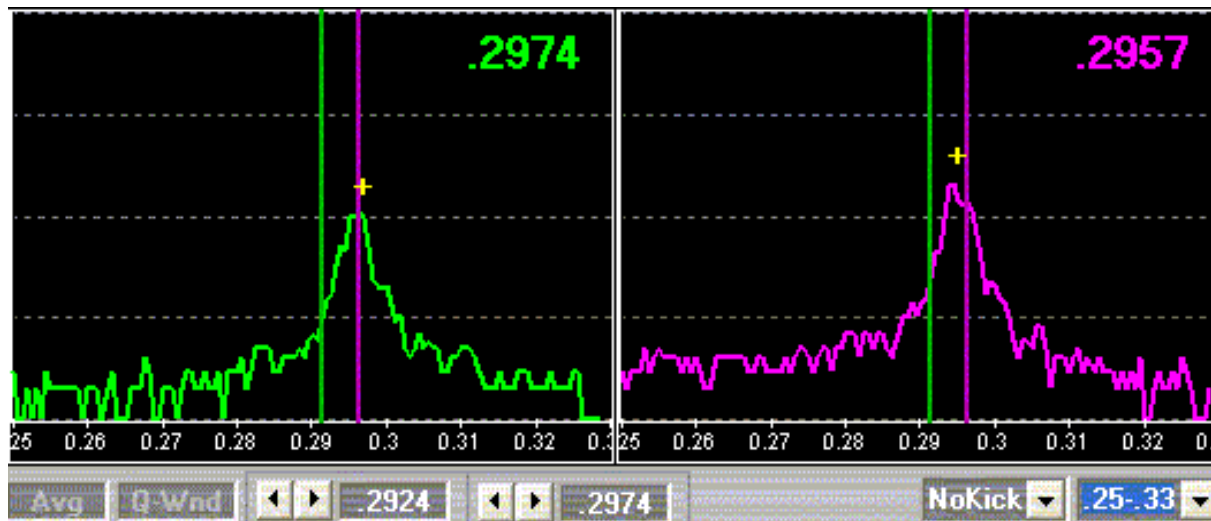
Relevant for beam stability:

non integer part



LHC revolution frequency: 11.3 kHz

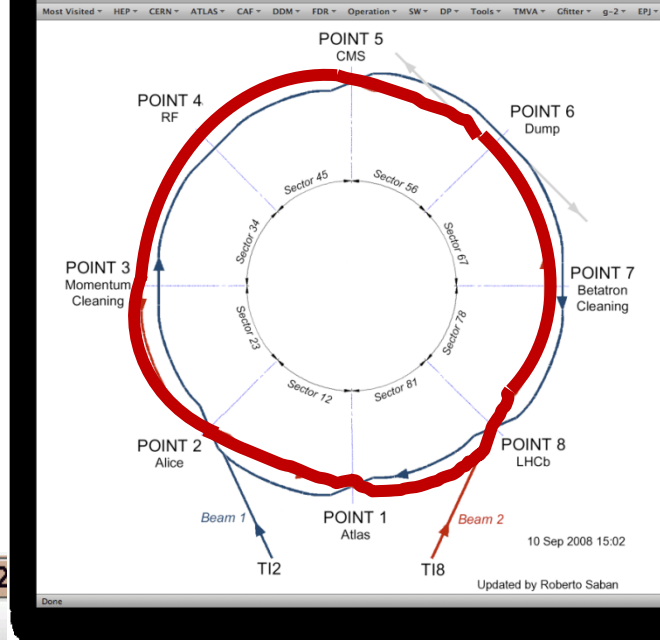
$$0.31 * 11.3 = 3.5 \text{ kHz}$$



LHC Operation: Beam Commissioning

First turn steering "by sector:"

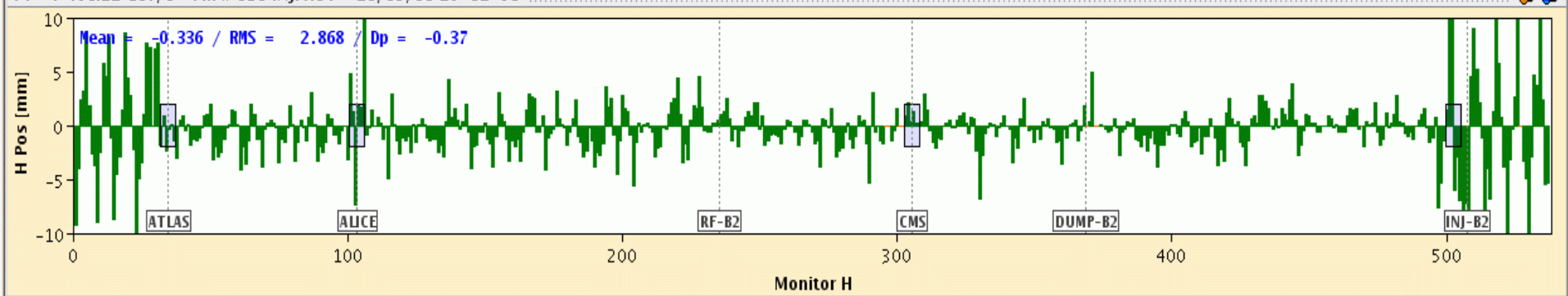
- One beam at the time
- Beam through 1 sector (1/8 ring), correct trajectory, open collimator and move on.



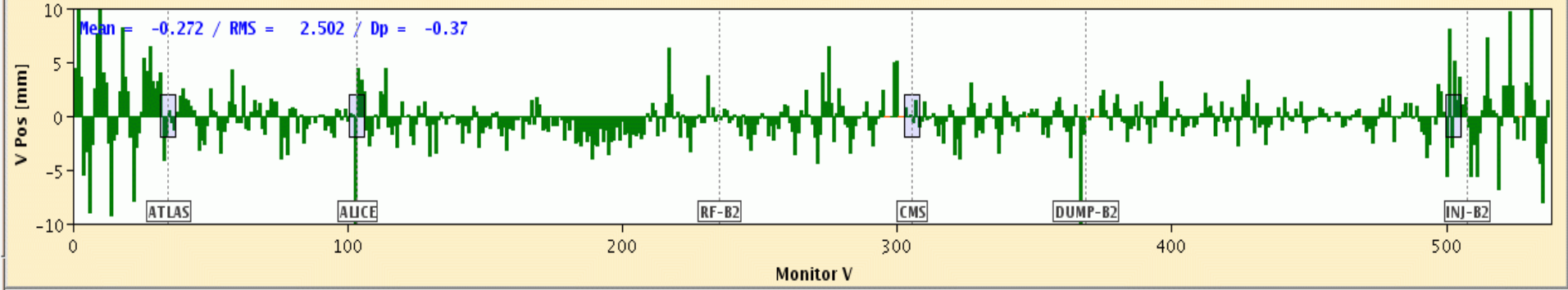
YASP DV LHCRING / INJ-TEST-NB / beam 2

Views [Icons] More [Icons]

FT - P 450.12 GeV/c - Fill # 830 INJPROT - 10/09/08 15-01-58

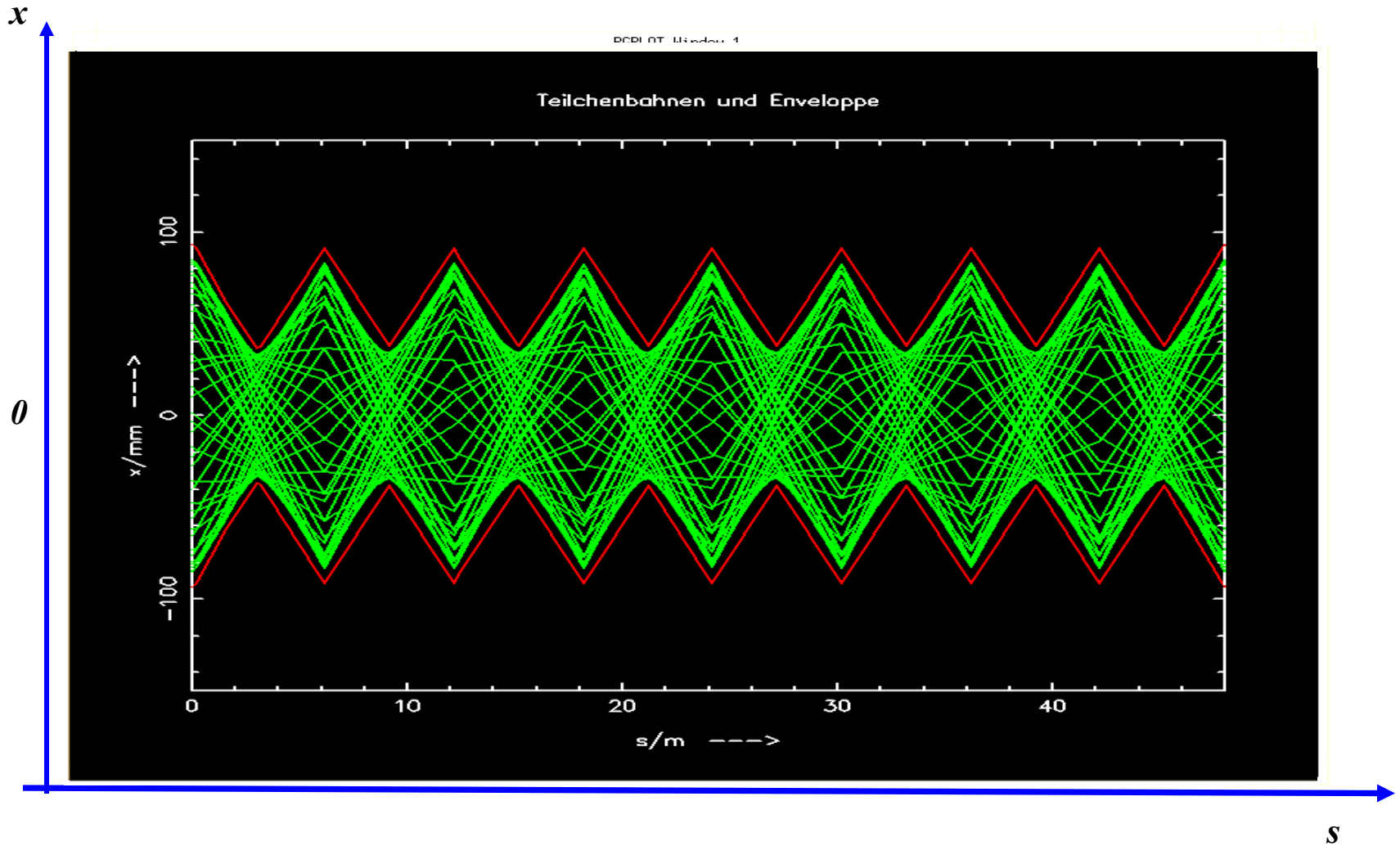


FT - P 450.12 GeV/c - Fill # 830 INJPROT - 10/09/08 15-01-58



Question: what will happen, if the particle performs a second turn ?

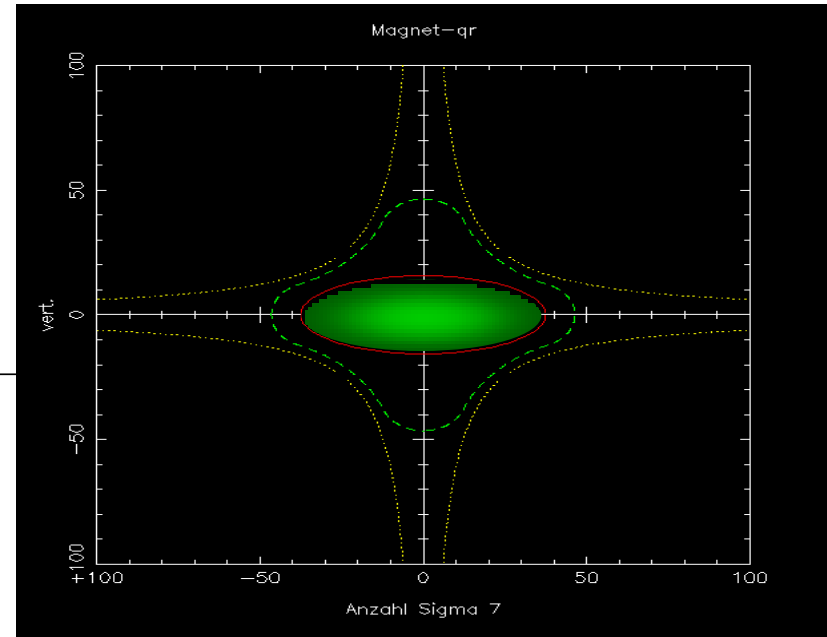

... or a third one or ... 10^{10} turns



*10 Seconds ... to forget everything that I said
about single particle trajectories*

II.) *The Ideal World:*

Particle Trajectories, Beams & Bunches




Bunch in a Storage Ring

19th century:

Ludwig van Beethoven: „Mondschein Sonate“



Sonate Nr. 14 in cis-Moll (op. 27/II, 1801)

A musical score for the beginning of Beethoven's 'Moonlight Sonata'. The title 'Cis-Moll op. 27 Nr. 2' is written above the treble clef. The score consists of two staves: a treble clef staff and a bass clef staff. The treble staff begins with a treble clef, a key signature of three sharps (F#, C#, G#), and a common time signature (C). The melody is a continuous eighth-note sequence. The bass staff begins with a bass clef, the same key signature, and a common time signature. It contains two whole notes: a C4 and an F#4, which serve as the harmonic foundation for the piece.

Astronomer Hill:

*differential equation for motions with periodic focusing properties
„Hill's equation“*



*Example: particle motion with
periodic coefficient*

equation of motion: $x''(s) - k(s)x(s) = 0$

*restoring force \neq const,
 $k(s)$ = depending on the position s
 $k(s+L) = k(s)$, periodic function*

*we expect a kind of quasi harmonic
oscillation: amplitude & phase will depend
on the position s in the ring.*

6.) The Beta Function

„it is convenient to see“

... *after some beer* ... general solution of Mr Hill
can be written in the form:

Ansatz:

$$x(s) = \sqrt{\varepsilon} * \sqrt{\beta(s)} * \cos(\psi(s) + \phi)$$

$\varepsilon, \Phi =$ integration *constants*
determined by initial conditions

$\beta(s)$ *periodic function* given by *focusing properties* of the lattice \leftrightarrow quadrupoles

$$\beta(s + L) = \beta(s)$$

ε *beam emittance* = *woozilycity* of the particle ensemble, *intrinsic beam parameter*,
cannot be changed by the foc. properties.

scientifically spoken: area covered in transverse x, x' phase space ... and it

is

constant !!!

$\Psi(s) =$ „*phase advance*“ of the oscillation between point „0“ and „s“ in the lattice.
For one complete revolution: number of oscillations per turn „*Tune*“

$$Q_y = \frac{1}{2\pi} \cdot \int \frac{ds}{\beta(s)}$$

6.) The Beta Function

Amplitude of a particle trajectory:

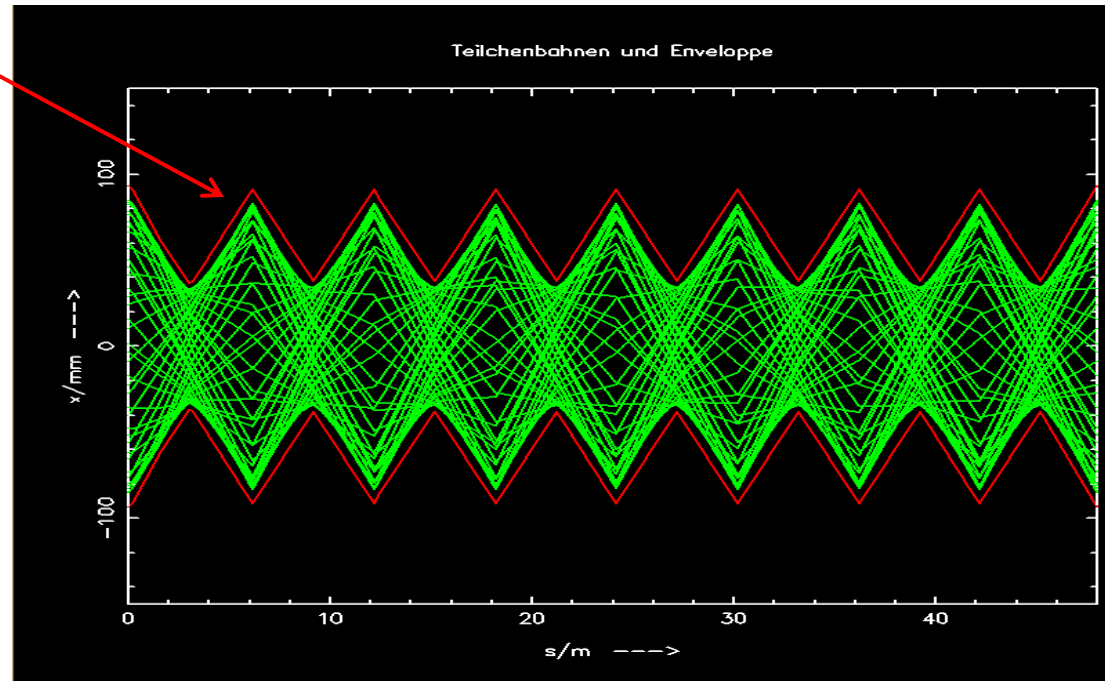
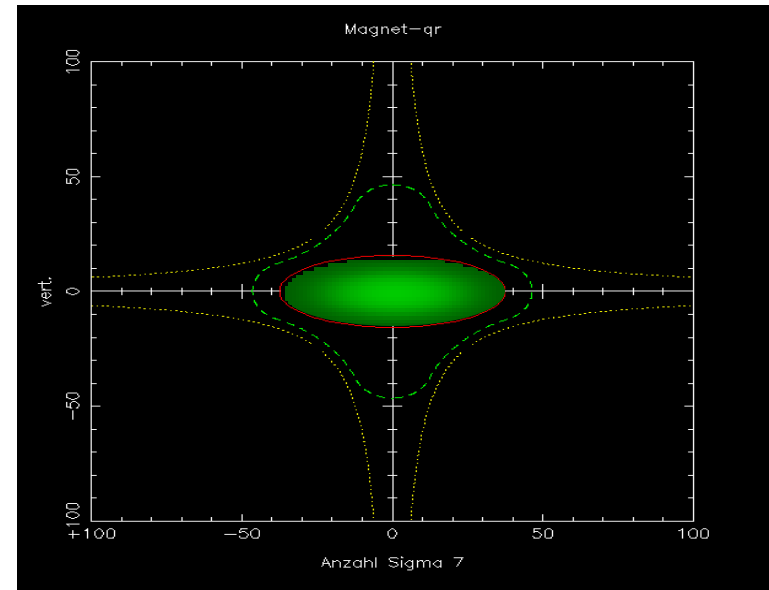
$$x(s) = \sqrt{\varepsilon} * \sqrt{\beta(s)} * \cos(\psi(s) + \varphi)$$

Maximum size of a particle amplitude

$$\hat{x}(s) = \sqrt{\varepsilon} \sqrt{\beta(s)}$$

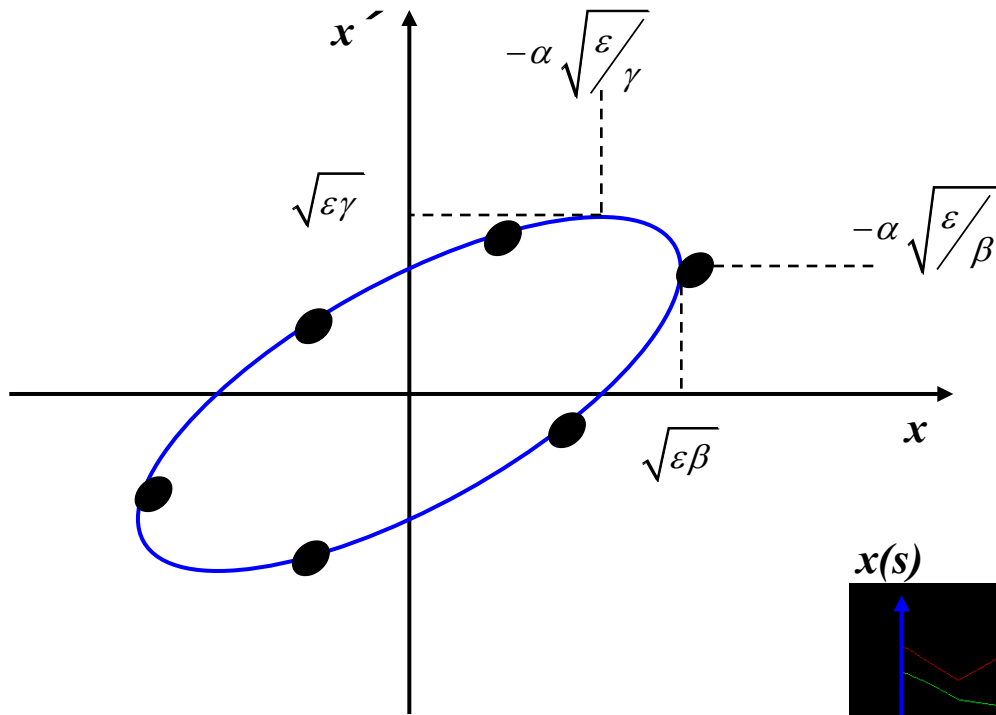
*β determines the beam size
(... the envelope of all particle
trajectories at a given position
“s” in the storage ring.*

*It reflects the periodicity of the
magnet structure.*



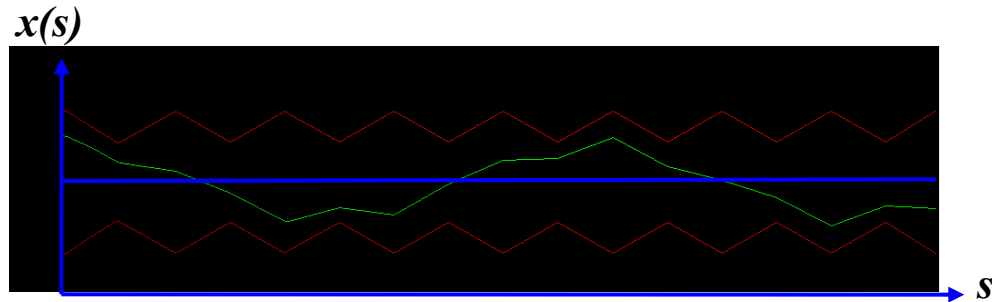
7.) Beam Emittance and Phase Space Ellipse

$$\varepsilon = \gamma(s) * x^2(s) + 2\alpha(s)x(s)x'(s) + \beta(s)x'(s)^2$$



Liouville: in reasonable storage rings
area in phase space is constant.

$$A = \pi * \varepsilon = \text{const}$$



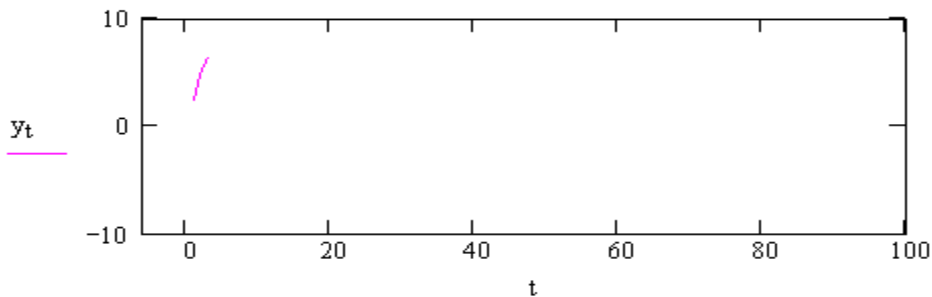
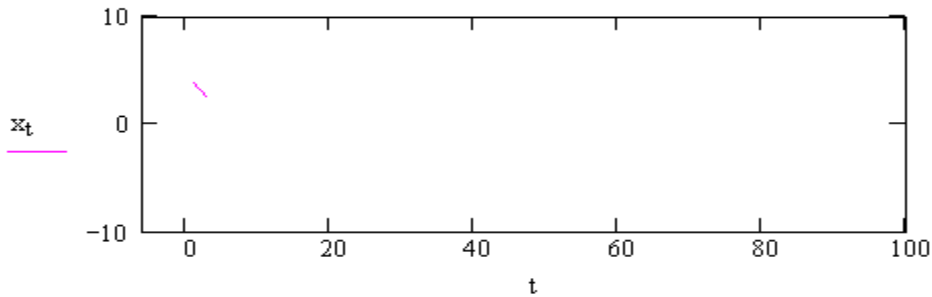
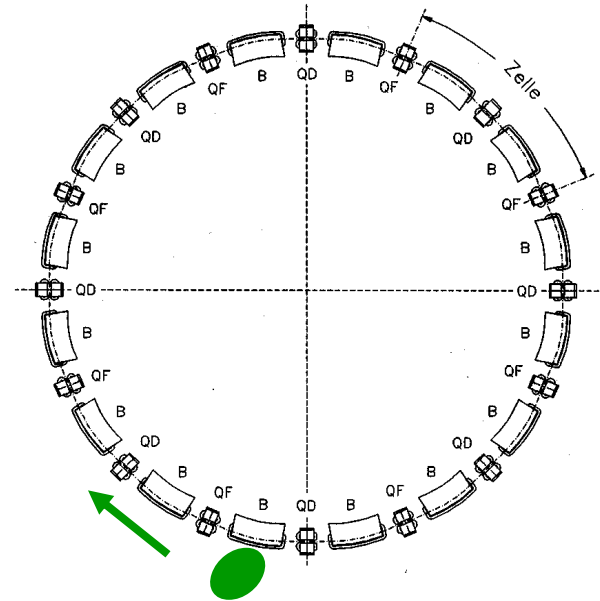
ε beam emittance = **woozilycity** of the particle ensemble, **intrinsic beam parameter**,
cannot be changed by the foc. properties.

Scientificquely spoken: area covered in transverse x, x' phase space ... and it is constant !!!

Particle Tracking in a Storage Ring

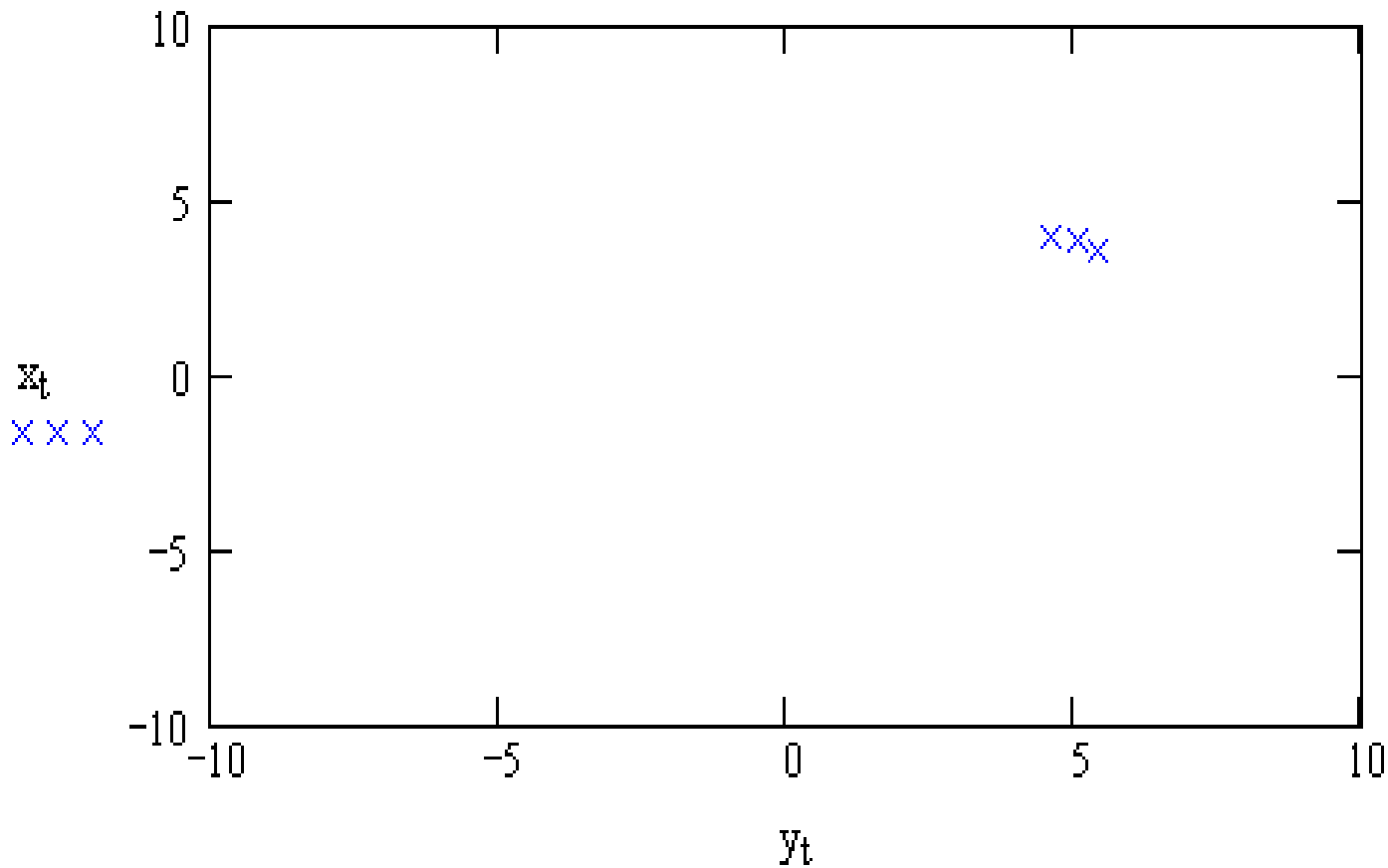
Calculate x , x' for each linear accelerator element according to matrix formalism

plot x , x' as a function of „s“



... and now the ellipse:

note for each turn x, x' at a given position „ s_1 “ and plot in the phase space diagram



Schluss aus fertich

that's all folks ... for today

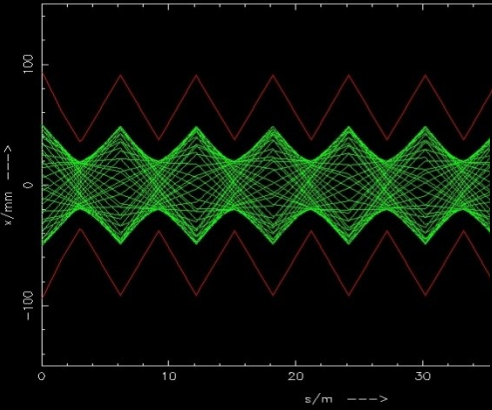
eso es todo por hoy ... que aproveche

fin

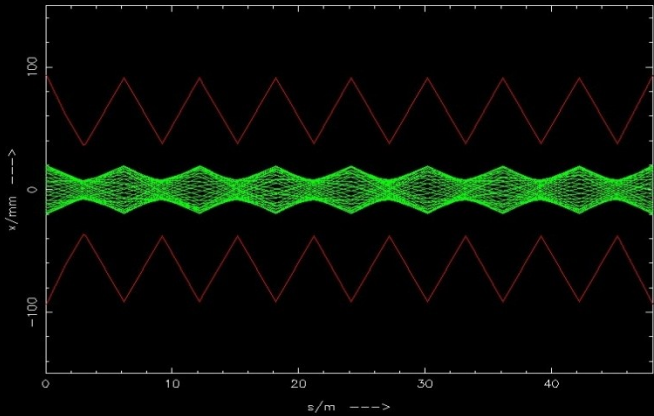
III

Emittance of the Particle Ensemble:

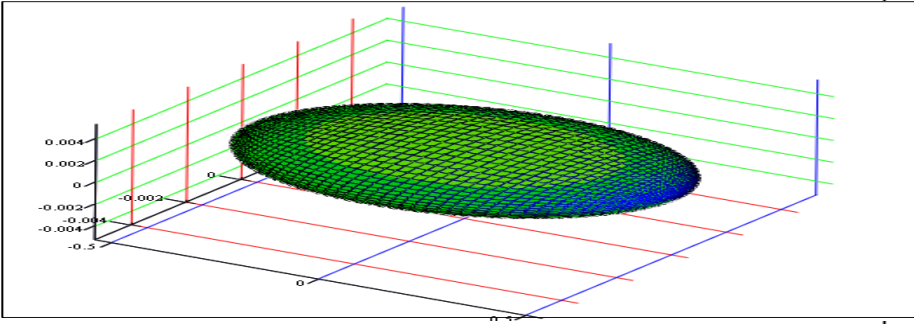
Teilchenbahnen und Enveloppe



Teilchenbahnen und Enveloppe

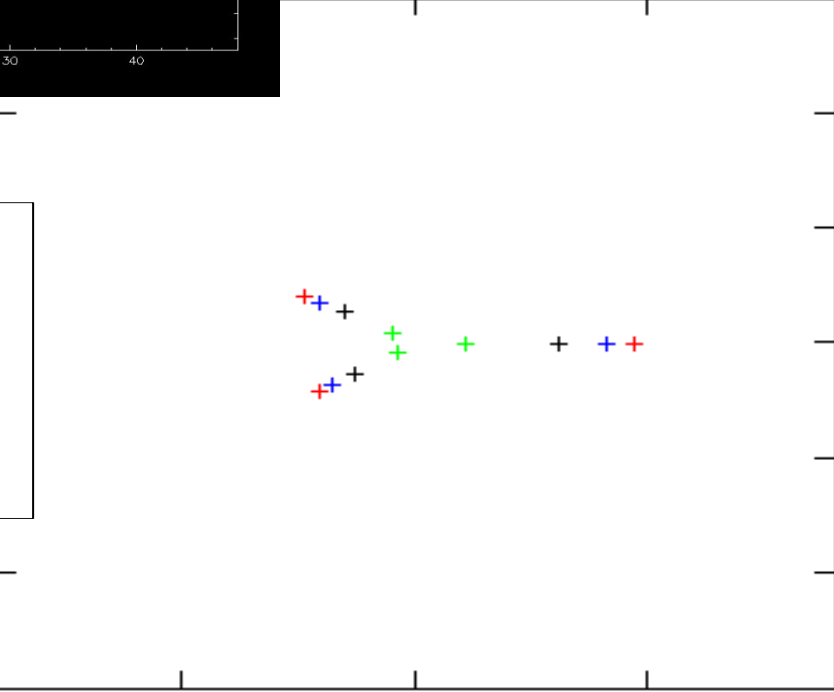


0.04



(Z, X, Y)

-0.04

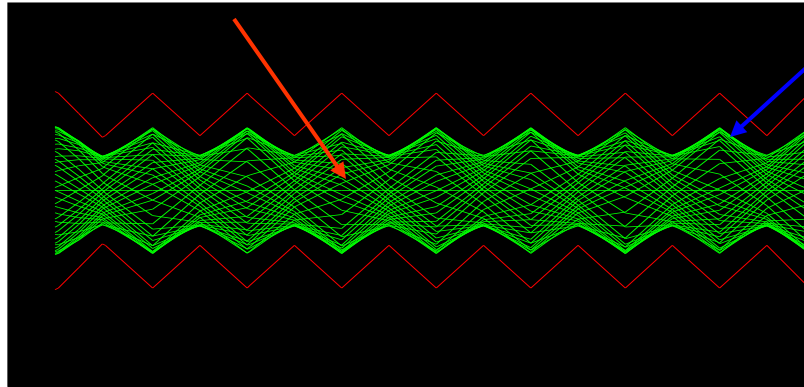


$x_{n,1}, x_{n,2}, x_{n,3}, x_{n,4}$

Emittance of the Particle Ensemble:

$$x(s) = \sqrt{\varepsilon} \sqrt{\beta(s)} \cdot \cos(\Psi(s) + \phi)$$

$$\hat{x}(s) = \sqrt{\varepsilon} \sqrt{\beta(s)}$$



single particle trajectories, $N \approx 10^{11}$ per bunch


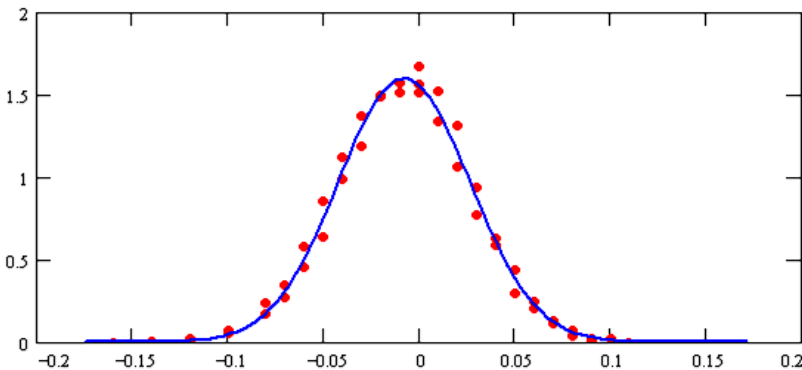
Gauß Particle Distribution:

$$\rho(x) = \frac{N \cdot e}{\sqrt{2\pi} \sigma_x} \cdot e^{-\frac{1}{2} \frac{x^2}{\sigma_x^2}}$$

particle at distance 1σ from centre
 \leftrightarrow 68.3 % of all beam particles

LHC: $\beta = 180 \text{ m}$
 $\varepsilon = 5 * 10^{-10} \text{ m rad}$

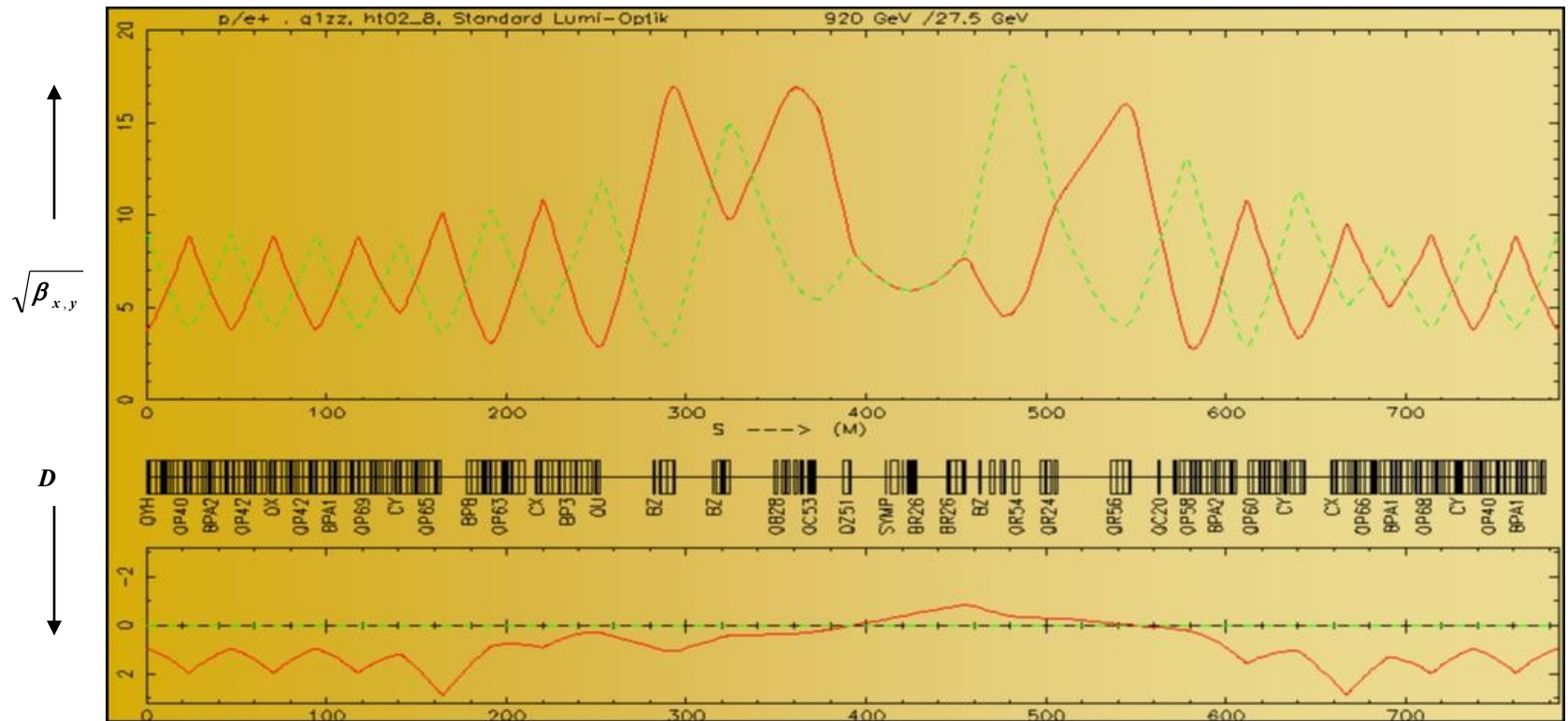
$$\sigma = \sqrt{\varepsilon * \beta} = \sqrt{5 * 10^{-10} \text{ m} * 180 \text{ m}} = 0.3 \text{ mm}$$



aperture requirements: $r_0 = 12 * \sigma$

III.) The „not so ideal“ World

Lattice Design in Particle Accelerators



1952: Courant, Livingston, Snyder:

Theory of strong focusing in particle beams

Recapitulation: ...the story with the matrices !!!

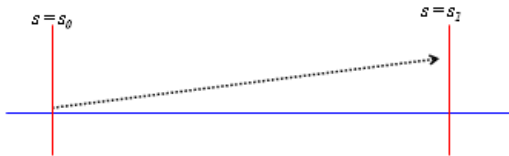
Equation of Motion:

$$\mathbf{x}'' + \mathbf{K} \mathbf{x} = 0$$

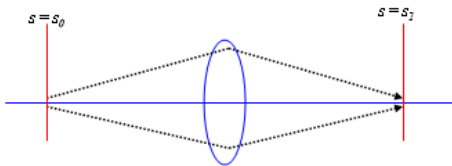
$K = 1/\rho^2 - k \dots \text{hor. plane:}$
 $K = k \dots \text{vert. Plane:}$

Solution of Trajectory Equations

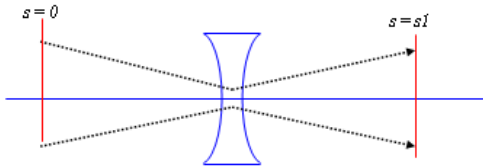
$$\begin{pmatrix} \mathbf{x} \\ \mathbf{x}' \end{pmatrix}_{s_1} = \mathbf{M} * \begin{pmatrix} \mathbf{x} \\ \mathbf{x}' \end{pmatrix}_{s_0}$$



$$\mathbf{M}_{drift} = \begin{pmatrix} 1 & l \\ 0 & 1 \end{pmatrix}$$



$$\mathbf{M}_{foc} = \begin{pmatrix} \cos(\sqrt{|\mathbf{K}|}l) & \frac{1}{\sqrt{|\mathbf{K}|}} \sin(\sqrt{|\mathbf{K}|}l) \\ -\sqrt{|\mathbf{K}|} \sin(\sqrt{|\mathbf{K}|}l) & \cos(\sqrt{|\mathbf{K}|}l) \end{pmatrix}$$



$$\mathbf{M}_{defoc} = \begin{pmatrix} \cosh(\sqrt{|\mathbf{K}|}l) & \frac{1}{\sqrt{|\mathbf{K}|}} \sinh(\sqrt{|\mathbf{K}|}l) \\ \sqrt{|\mathbf{K}|} \sinh(\sqrt{|\mathbf{K}|}l) & \cosh(\sqrt{|\mathbf{K}|}l) \end{pmatrix}$$

$$\mathbf{M}_{total} = \mathbf{M}_{QF} * \mathbf{M}_D * \mathbf{M}_B * \mathbf{M}_D * \mathbf{M}_{QD} * \mathbf{M}_D * \dots$$

8.) Lattice Design: „... how to build a storage ring“

Geometry of the ring: $B * \rho = p / e$

p = momentum of the particle,
 ρ = curvature radius

$B\rho$ = beam rigidity

Circular Orbit: bending angle of one dipole

$$\alpha = \frac{ds}{\rho} \approx \frac{dl}{\rho} = \frac{Bdl}{B\rho}$$

The angle run out in one revolution must be 2π , so for a full circle

$$\alpha = \frac{\int Bdl}{B\rho} = 2\pi$$

$$\int Bdl = 2\pi \frac{p}{q}$$

... defines the integrated dipole field around the machine.



Example LHC:



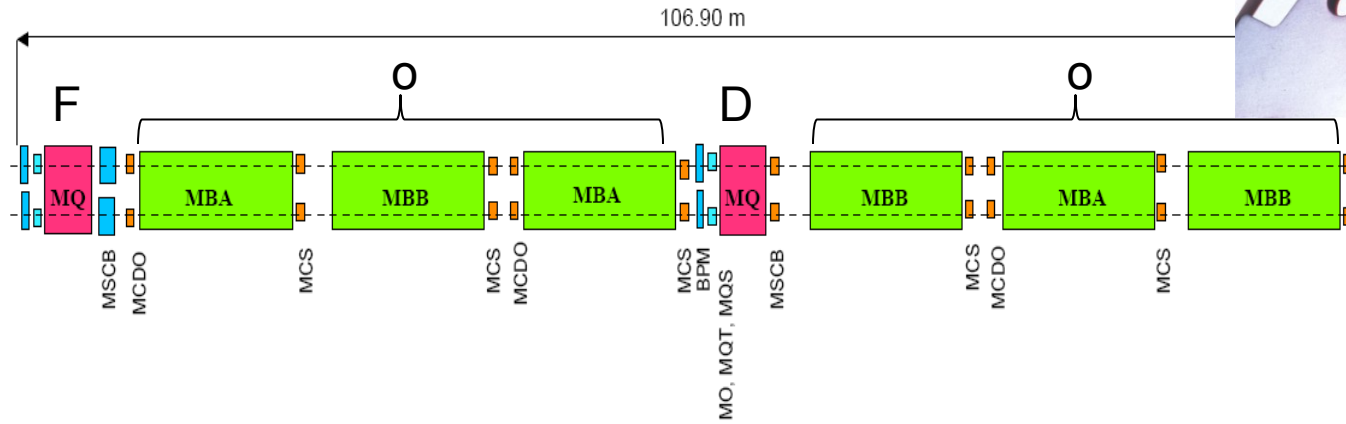
7000 GeV Proton storage ring
dipole magnets $N = 1232$
 $l = 15 \text{ m}$
 $q = +1 e$

$$\int \mathbf{B} \, dl \approx N \, l \, B = 2\pi \, p / e$$

$$B \approx \frac{2\pi \, 7000 \, 10^9 \, eV}{1232 \, 15 \, m \, 3 \, 10^8 \, \frac{m}{s} \, e} = \underline{\underline{8.3 \, \text{Tesla}}}$$

LHC: Lattice Design

the ARC 90° FoDo in both planes



MQ: main quadrupole

Integrated gradient = 690 T

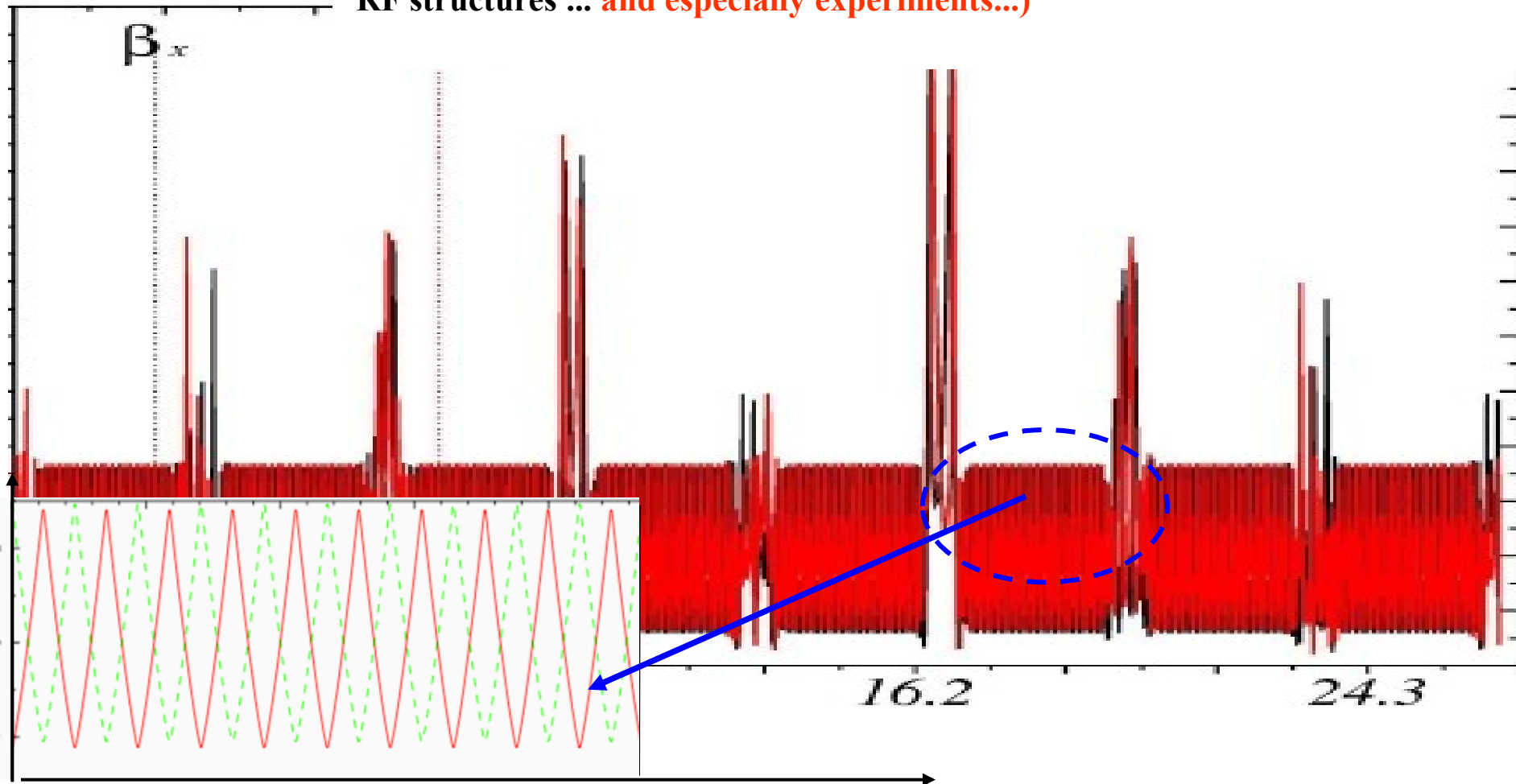
Nominal gradient = 223 T/m

Inominal = 11.87 kA

L=3.1 m

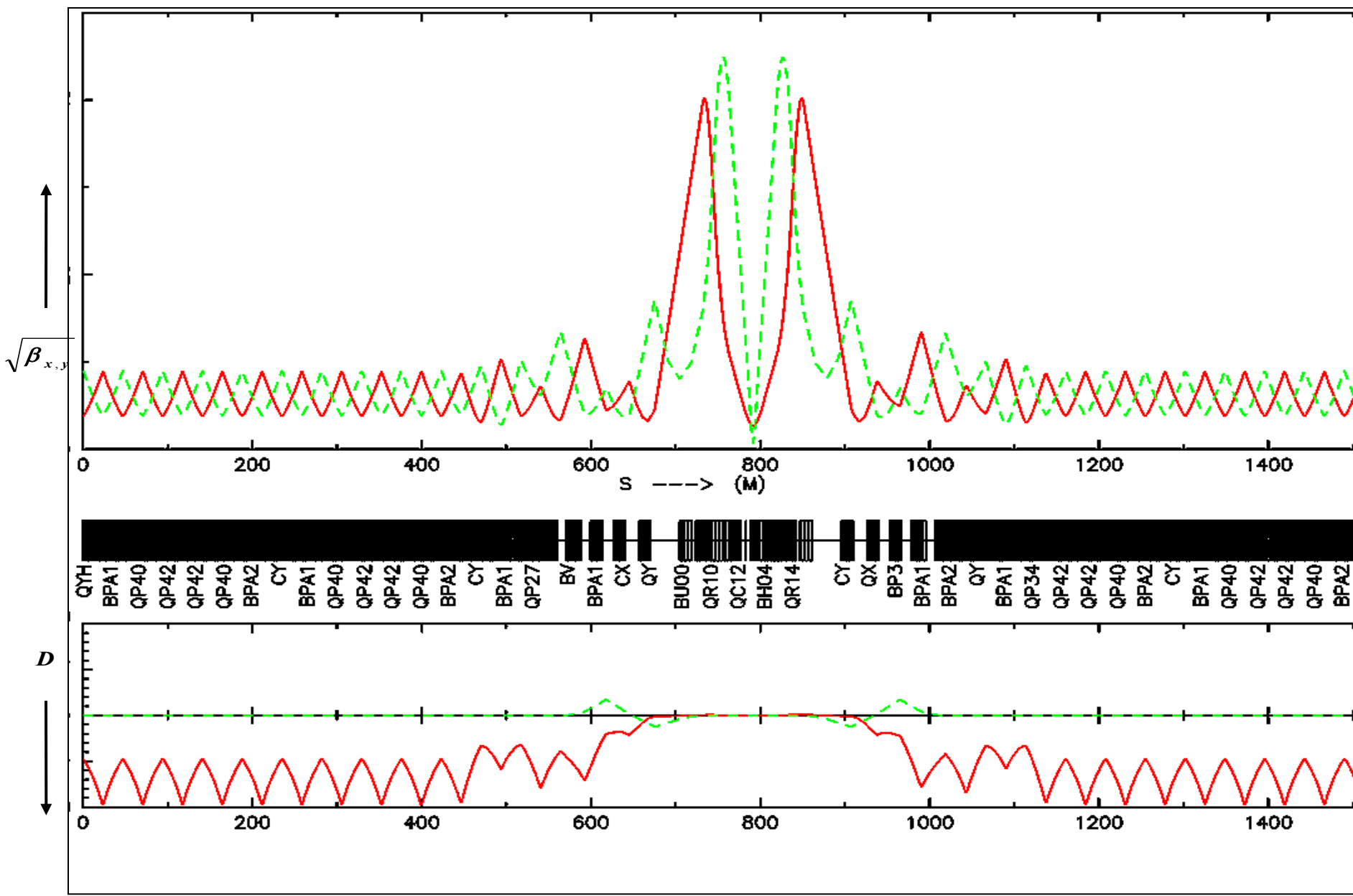
FoDo-Lattice

A magnet structure consisting of focusing and defocusing quadrupole lenses in alternating order with **nothing** in between.
(**Nothing** = elements that can be neglected on first sight: drift, bending magnets, RF structures ... **and especially experiments...**)



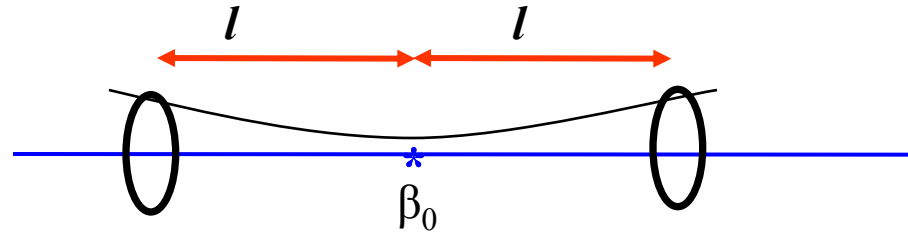
Starting point for the calculation: in the middle of a focusing quadrupole
Phase advance per cell $\mu = 45^\circ$,
→ calculate the twiss parameters for a periodic solution

9.) Insertions



β -Function in a Drift:

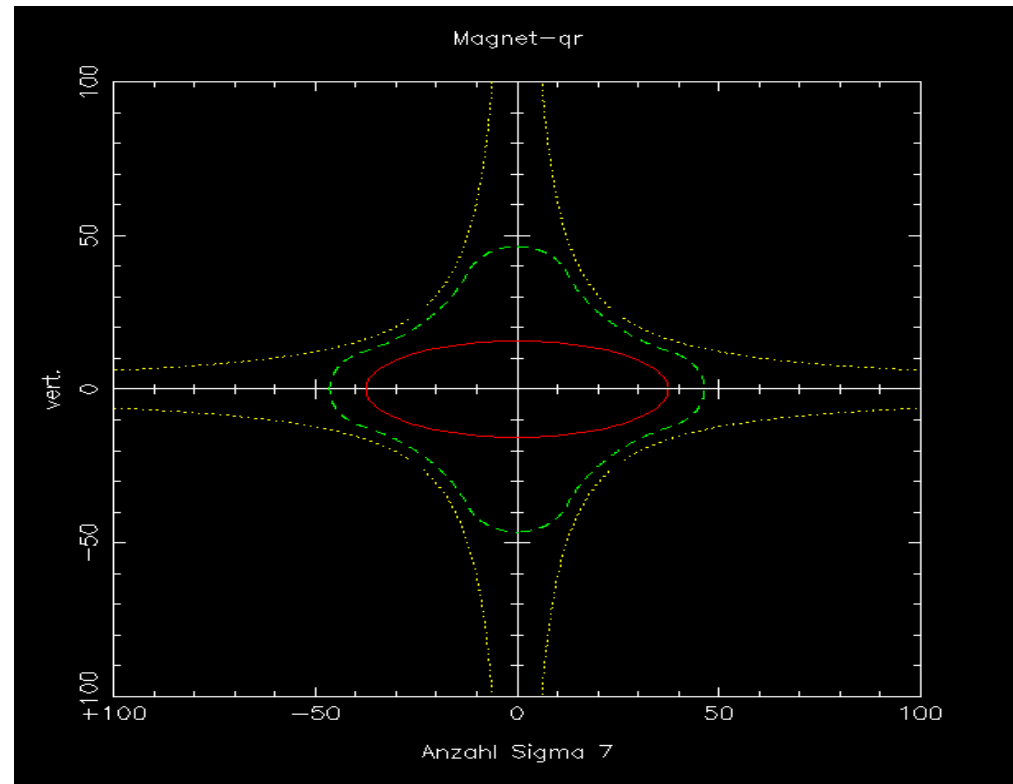
$$\beta(l) = \beta_0 + l^2$$



At the end of a long symmetric drift space *the beta function reaches its maximum value in the complete lattice.*

-> here we get the largest beam dimension.


-> keep l as small as possible



7 sigma beam size inside a mini beta quadrupole

... clearly there is an

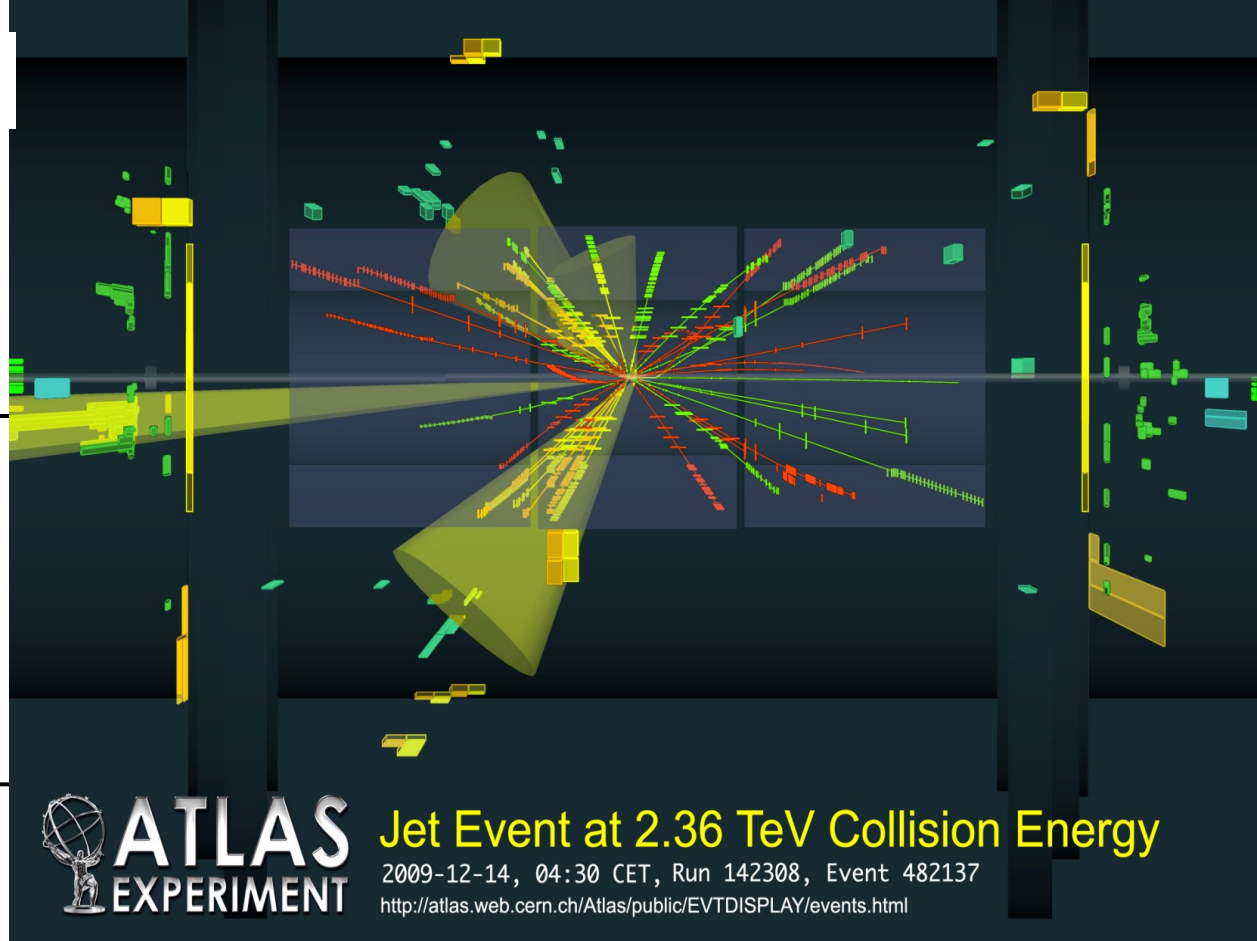
*... unfortunately ... in general
high energy detectors that are
installed in that drift spaces
are a little bit bigger than a few centimeters ...*



The Mini- β Insertion:

$$R = L * \Sigma_{react}$$

production rate of events
is determined by the
cross section Σ_{react}
and a parameter L that is given
by the design of the accelerator:
... the luminosity

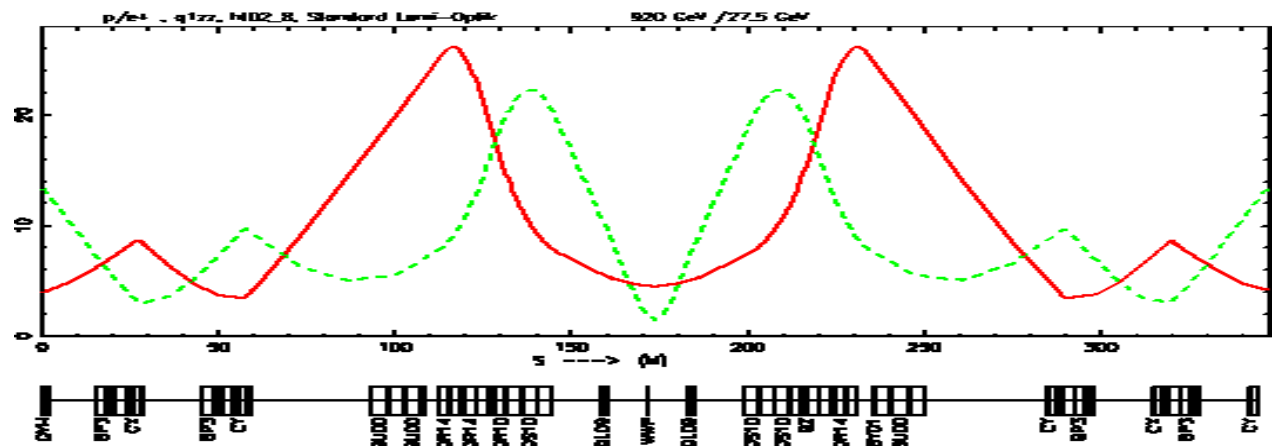


Jet Event at 2.36 TeV Collision Energy

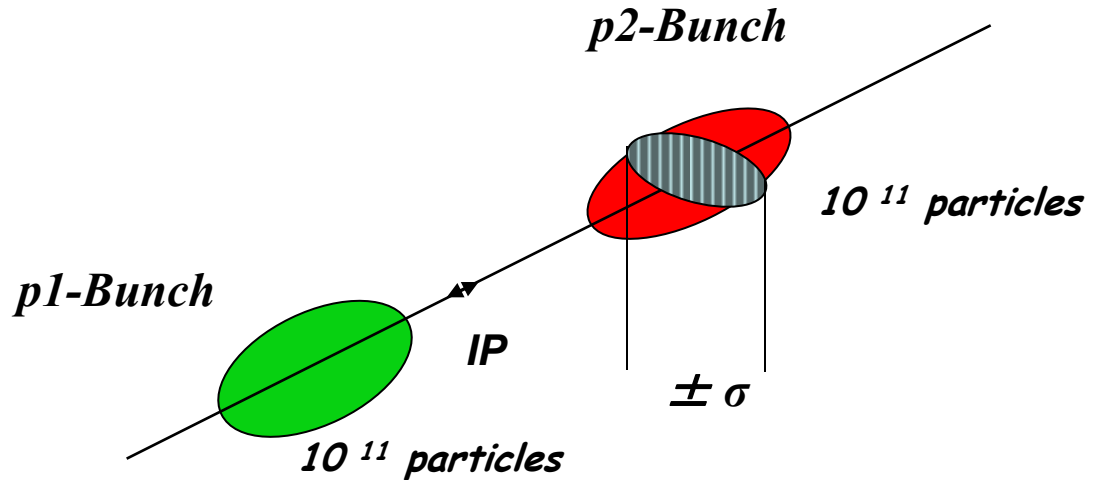
2009-12-14, 04:30 CET, Run 142308, Event 482137
<http://atlas.web.cern.ch/Atlas/public/EVTDISPLAY/events.html>



$$L = \frac{1}{4\pi e^2 f_0 b} * \frac{I_1 * I_2}{\sigma_x * \sigma_y}$$



10.) Luminosity



Example: Luminosity run at LHC

$$\beta_{x,y} = 0.55 \text{ m}$$

$$f_0 = 11.245 \text{ kHz}$$

$$\varepsilon_{x,y} = 5 * 10^{-10} \text{ rad m}$$

$$n_b = 2808$$

$$\sigma_{x,y} = 17 \text{ }\mu\text{m}$$

$$L = \frac{1}{4\pi e^2 f_0 n_b} * \frac{I_{p1} I_{p2}}{\sigma_x \sigma_y}$$

$$I_p = 584 \text{ mA}$$

$$L = 1.0 * 10^{34} \frac{1}{\text{cm}^2 \text{ s}}$$



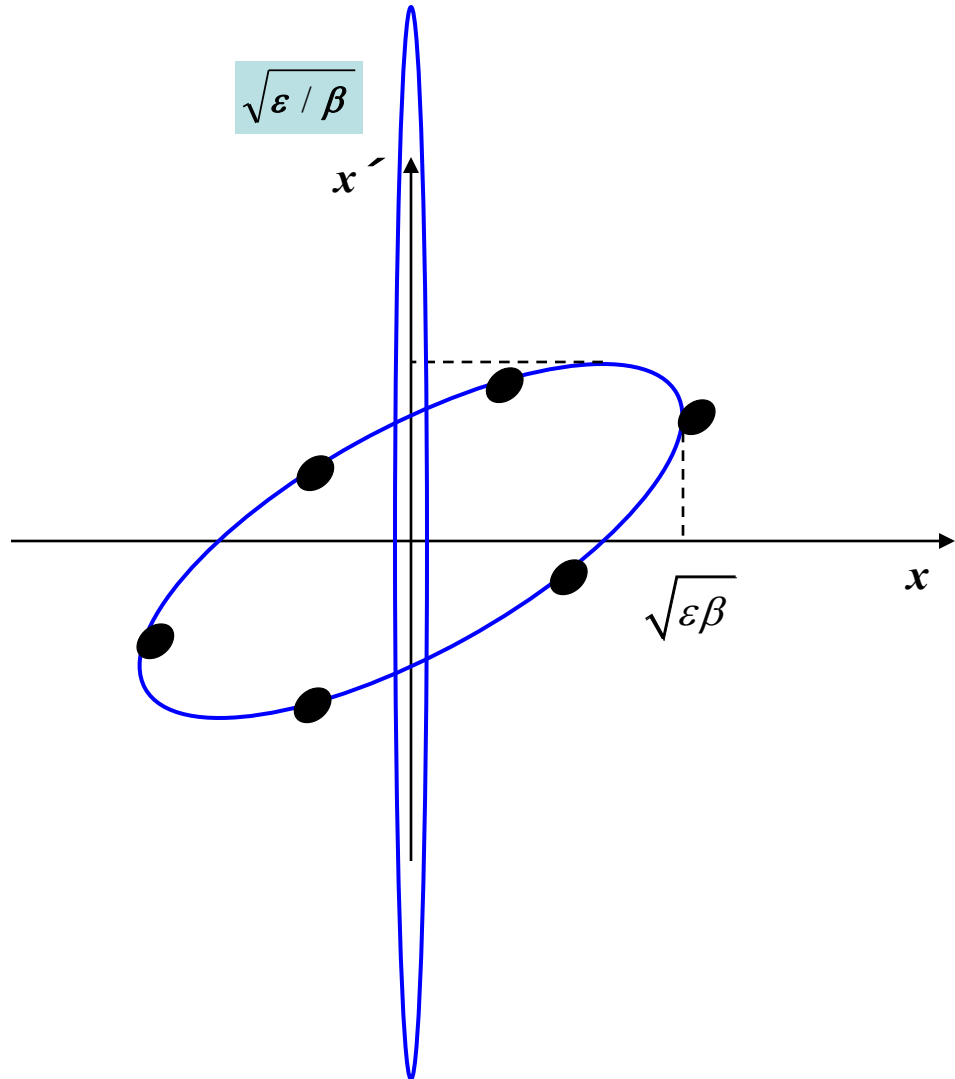
beam sizes in the order of my cat's hair !!

Mini- β Insertions: Betafunctions

A mini- β insertion is always a kind of **special symmetric drift space**.

\rightarrow greetings from Liouville

*the smaller the beam size
the larger the beam divergence*



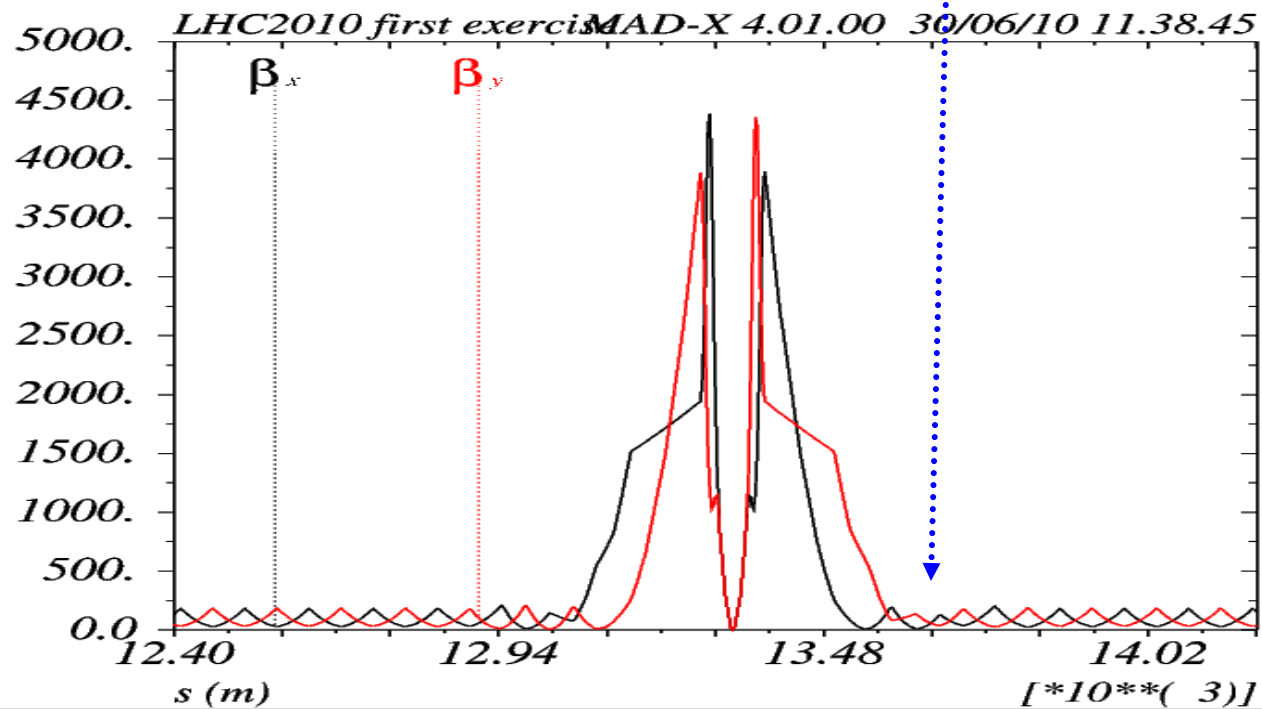
Mini- β Insertions: some guide lines

- * calculate the *periodic solution in the arc*
- * *introduce the drift space* needed for the insertion device (detector ...)
- * put a *quadrupole doublet* (triplet ?) *as close as possible*
- * introduce *additional quadrupole lenses* to match the beam parameters to the values at the beginning of the arc structure

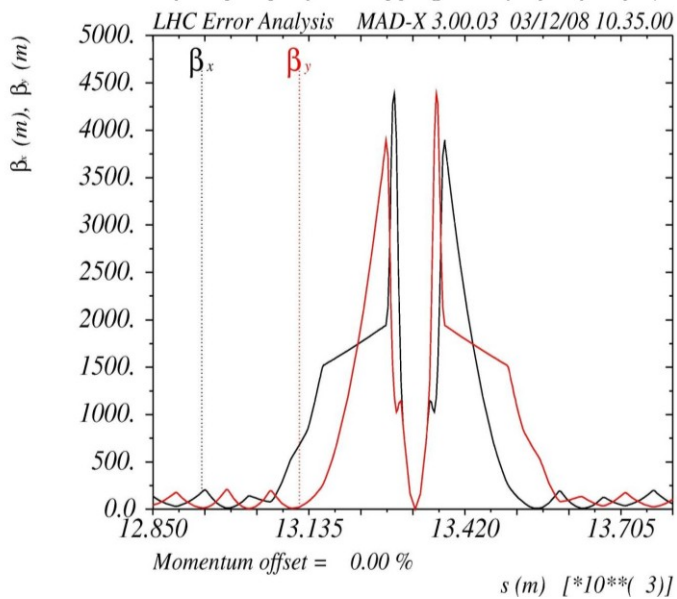
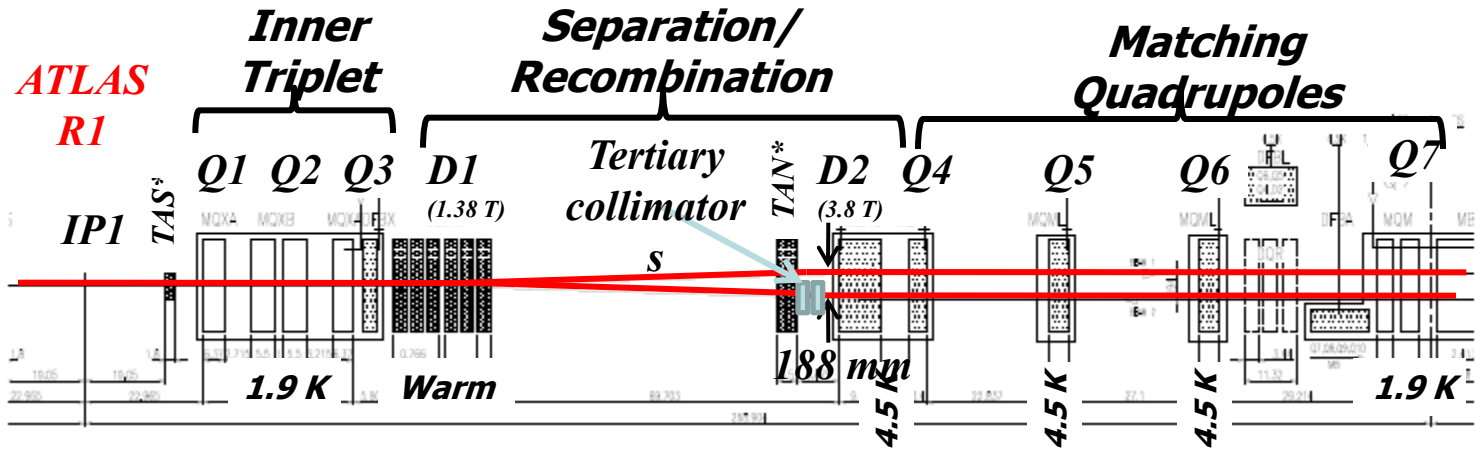
parameters to be optimised & matched to the periodic solution:

$$\begin{array}{ll} \alpha_x, \beta_x & D_x, D_x' \\ \alpha_y, \beta_y & Q_x, Q_y \end{array}$$


8 individually
powered quad
magnets are
needed to match
the insertion
(... at least)



The LHC Insertions



mini β optics

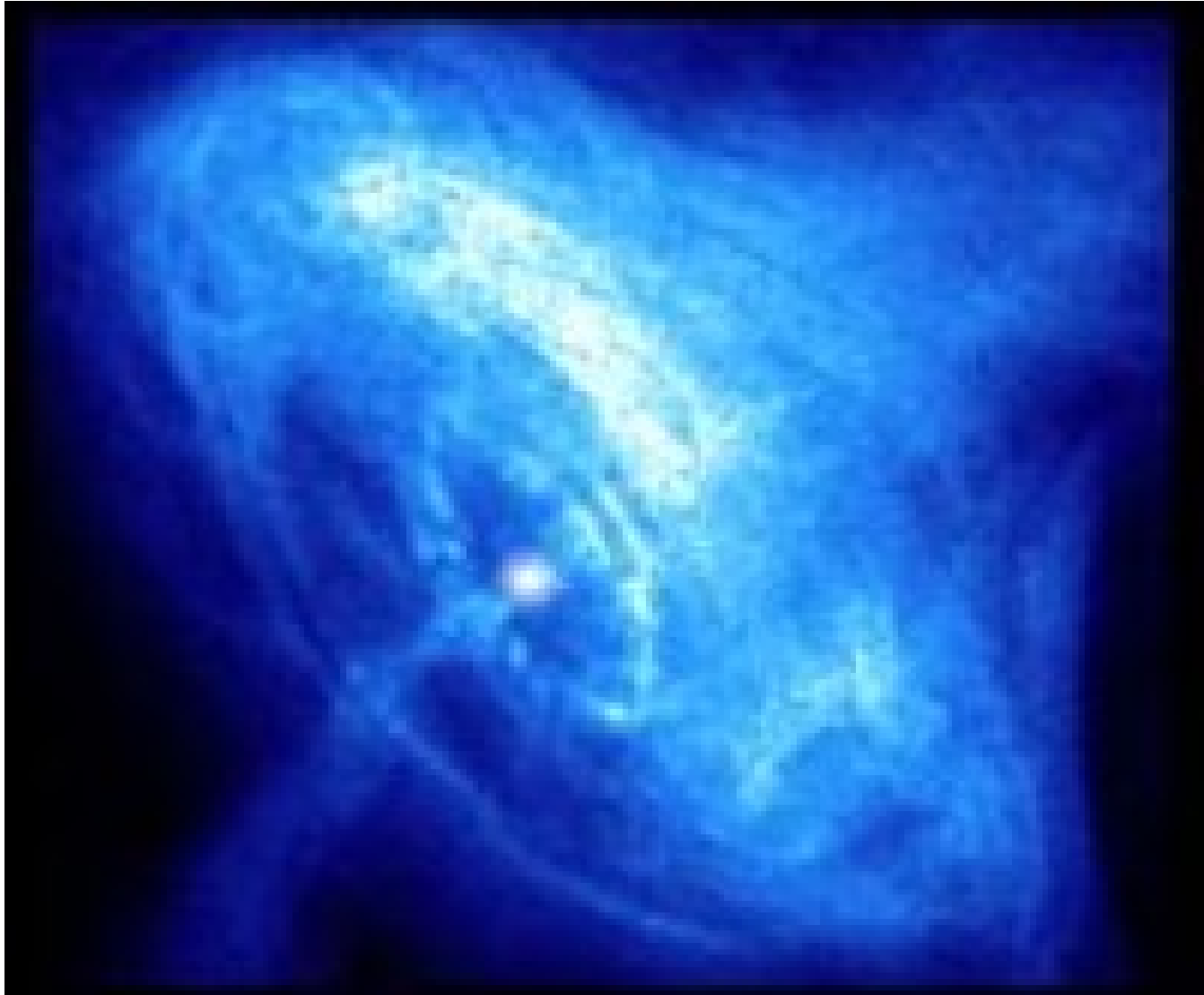


Magnets for the LHC, total budget, every magnet has a role in the optics design

Name	Quantity	Purpose
MB	1232	Main dipoles
MQ	400	Main lattice quadrupoles
MSCB	376	Combined chromaticity/ closed orbit correctors
MCS	2464	Dipole spool sextupole for persistent currents at injection
MCDO	1232	Dipole spool octupole/decapole for persistent currents
MO	336	Landau octupole for instability control
MQT	256	Trim quad for lattice correction
MCB	266	Orbit correction dipoles
MQM	100	Dispersion suppressor quadrupoles
MQY	20	Enlarged aperture quadrupoles

In total 6628 cold magnets ...

IV) ... let's talk about acceleration



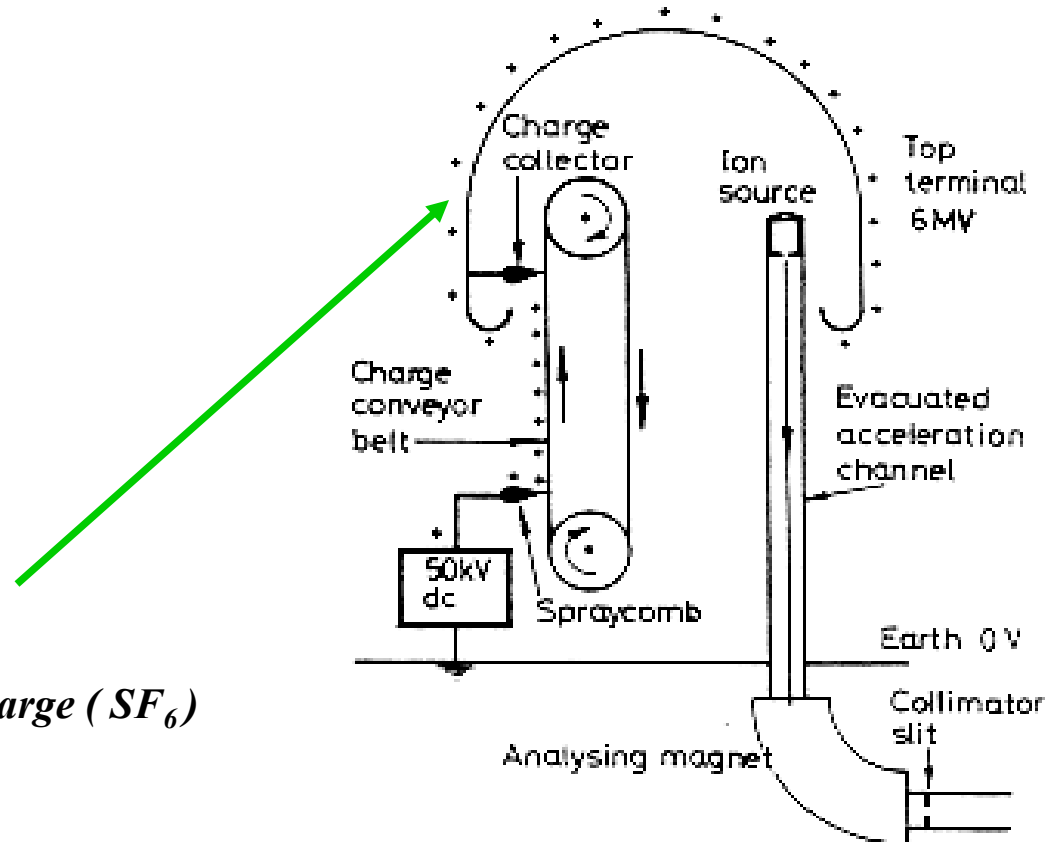
crab nebula,

*burst of charged
particles $E = 10^{20} \text{ eV}$*

11.) Electrostatic Machines

(Tandem -) van de Graaff Accelerator

creating high voltages by *mechanical* transport of charges



* **Terminal Potential:** $U \approx 12 \dots 28 \text{ MV}$
using high pressure gas to suppress discharge (SF_6)

Problems: * Particle energy limited by high voltage discharges
* high voltage *can only be applied once per particle ...*
... or twice ?

* *The „Tandem principle“: Apply the accelerating voltage twice ...
... by working with **negative ions (e.g. H^-)** and
stripping the electrons in the centre of the structure*

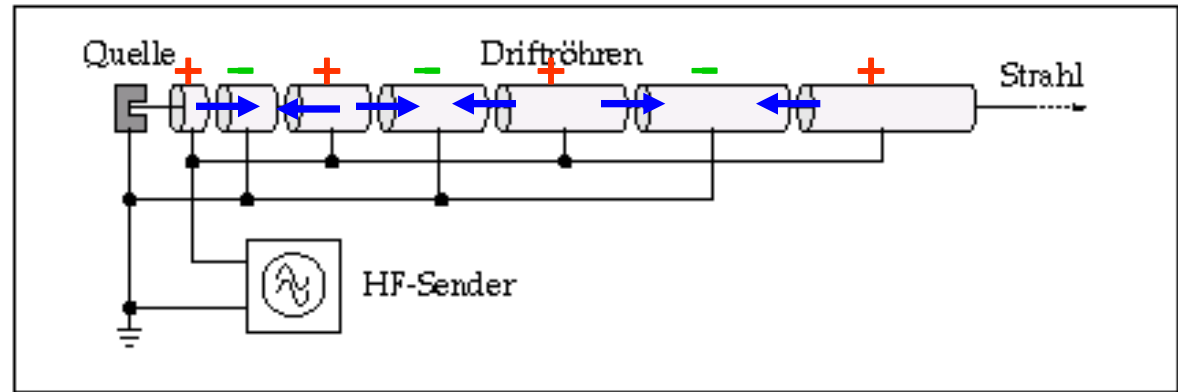
Example for such a „steam engine“: 12 MV-Tandem van de Graaff Accelerator at MPI Heidelberg




12.) Linear Accelerator 1928, Wideroe

Energy Gain per „Gap“:

$$W = q U_0 \sin \omega_{RF} t$$




*drift tube structure at a proton linac
(GSI Unilac)*



** RF Acceleration: multiple application of
the same acceleration voltage;
brilliant idea to gain higher energies*

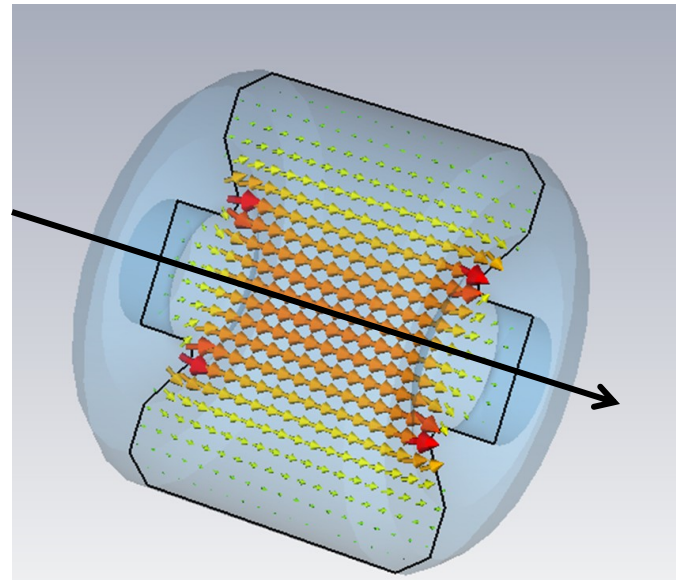

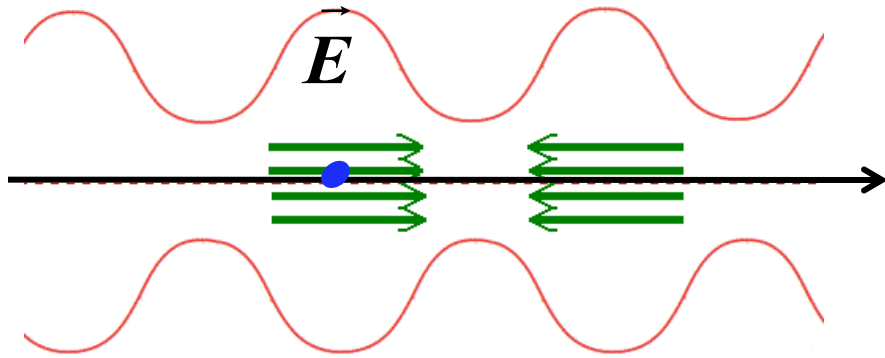
500 MHz cavities in an electron storage ring



13.) The Acceleration

Where is the acceleration?

Install an RF accelerating structure in the ring:



*B. Salvant
N. Biancacci*

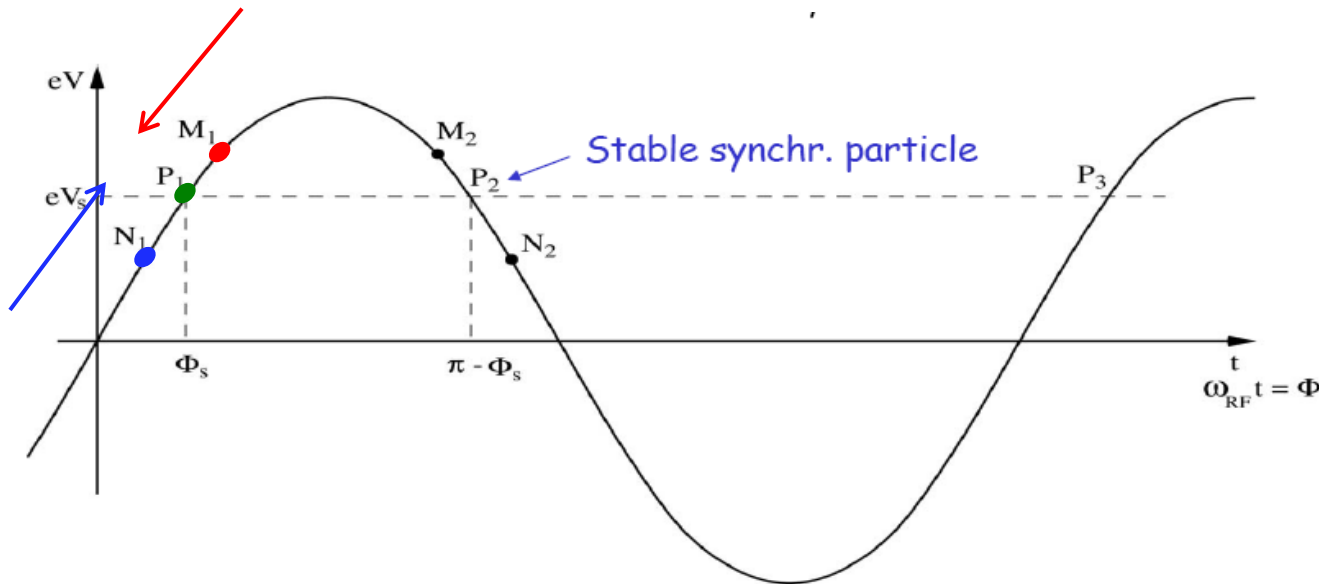
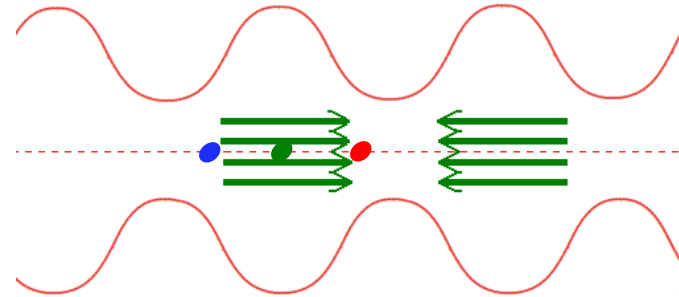
14.) The Acceleration for $\Delta p/p \neq 0$

"Phase Focusing" below transition

ideal particle •

particle with $\Delta p/p > 0$ • *faster*

particle with $\Delta p/p < 0$ • *slower*


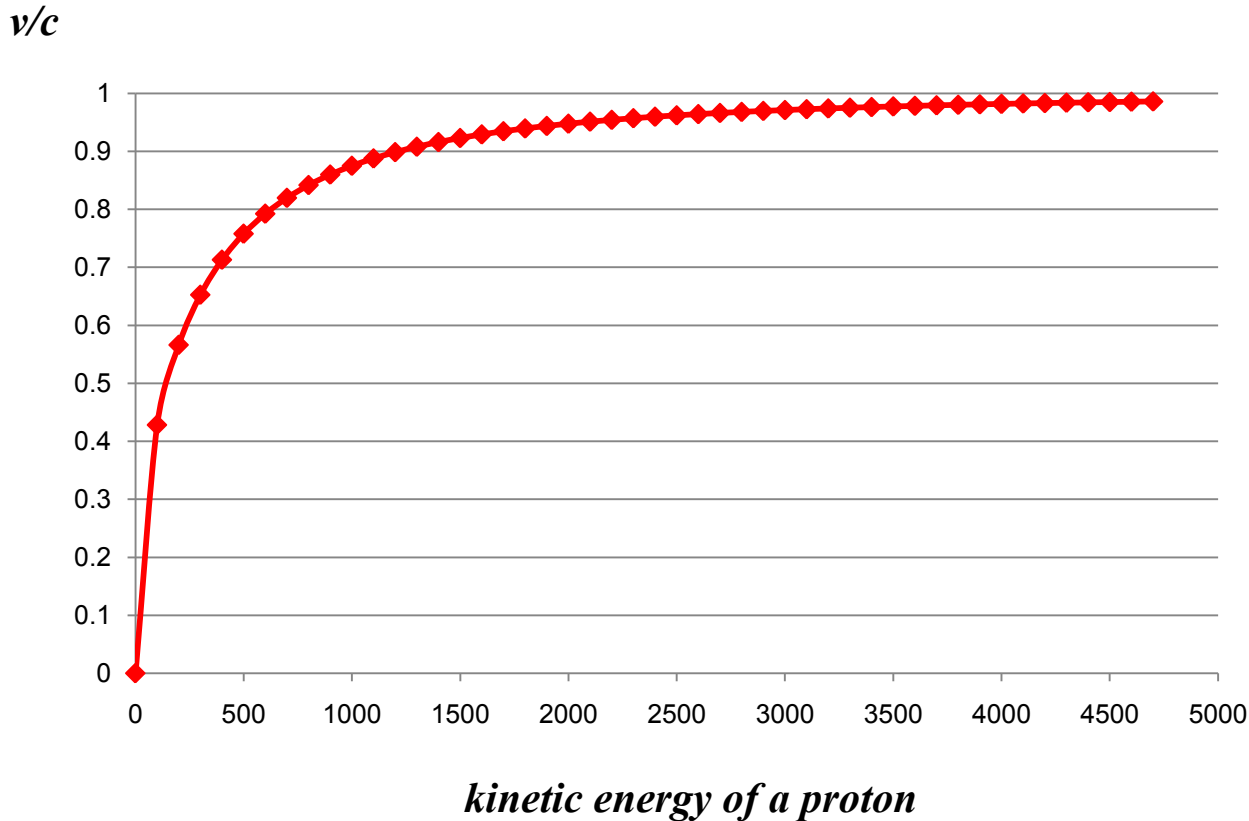


Focussing effect in the longitudinal direction keeping the particles close together ... forming a "bunch"

oscillation frequency:
$$f_s = f_{rev} \sqrt{-\frac{h \alpha_s}{2\pi} * \frac{qU_0 \cos \phi_s}{E_s}} \approx \text{some Hz}$$

... so sorry, here we need help from Albert:

$$\gamma = \frac{E_{\text{total}}}{mc^2} = \frac{1}{\sqrt{1 - \frac{v^2}{c^2}}} \quad \rightarrow \quad \frac{v}{c} = \sqrt{1 - \frac{mc^2}{E^2}}$$



... some when the particles do not get faster anymore

.... but heavier !

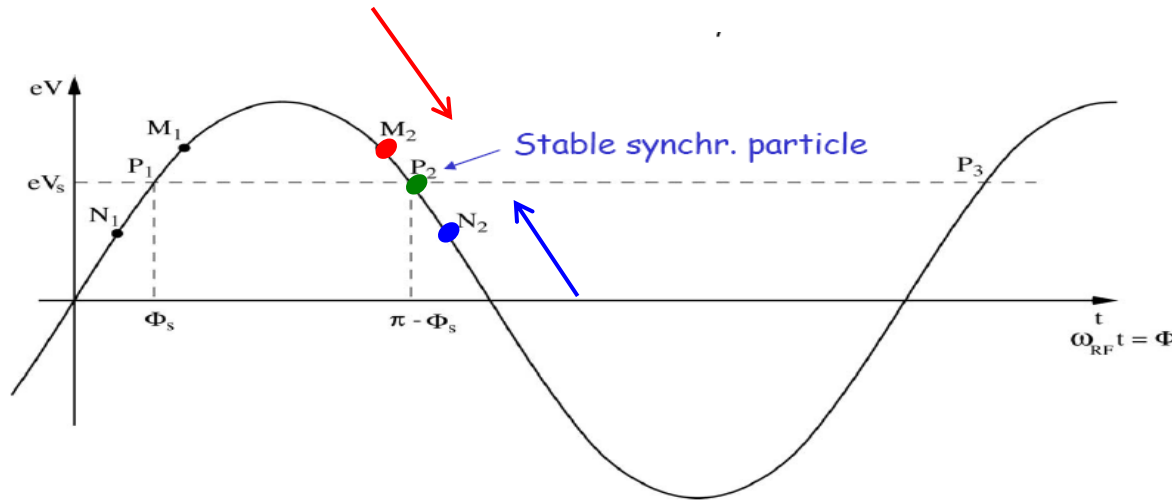
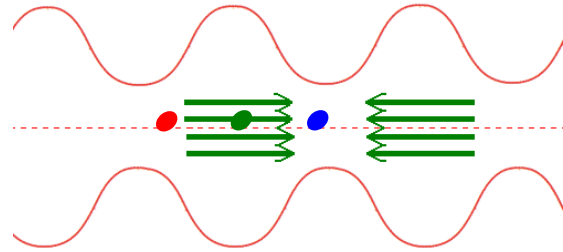
15.) The Acceleration for $\Delta p/p \neq 0$

"Phase Focusing" above transition

ideal particle •

particle with $\Delta p/p > 0$ • *heavier*

particle with $\Delta p/p < 0$ • *lighter*




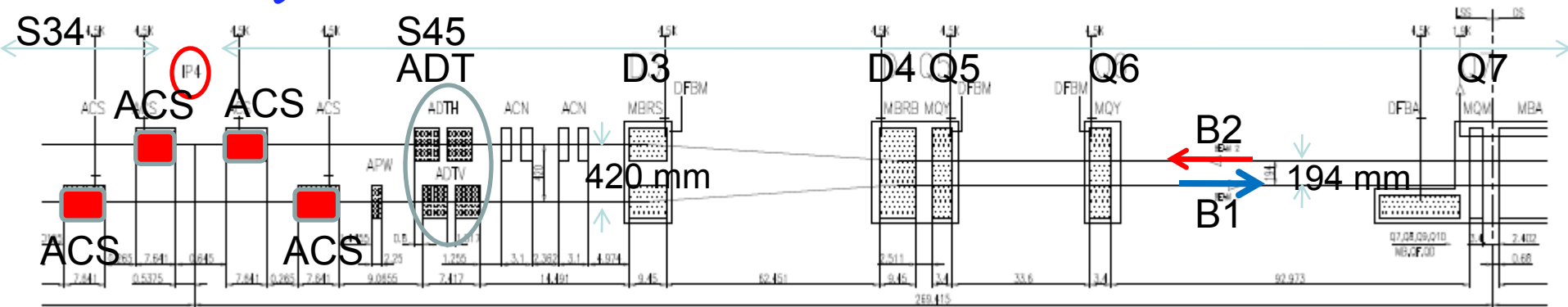
Focussing effect in the longitudinal direction

keeping the particles close together ... forming a "bunch"

... and how do we accelerate now ???

with the dipole magnets !

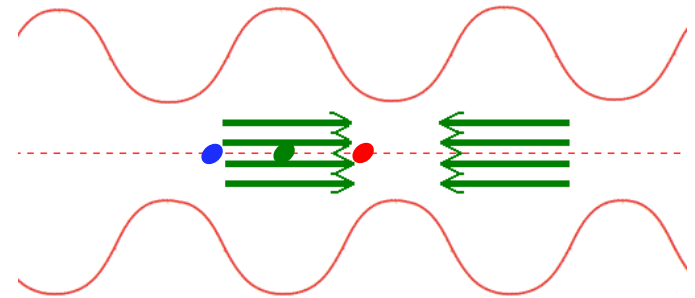
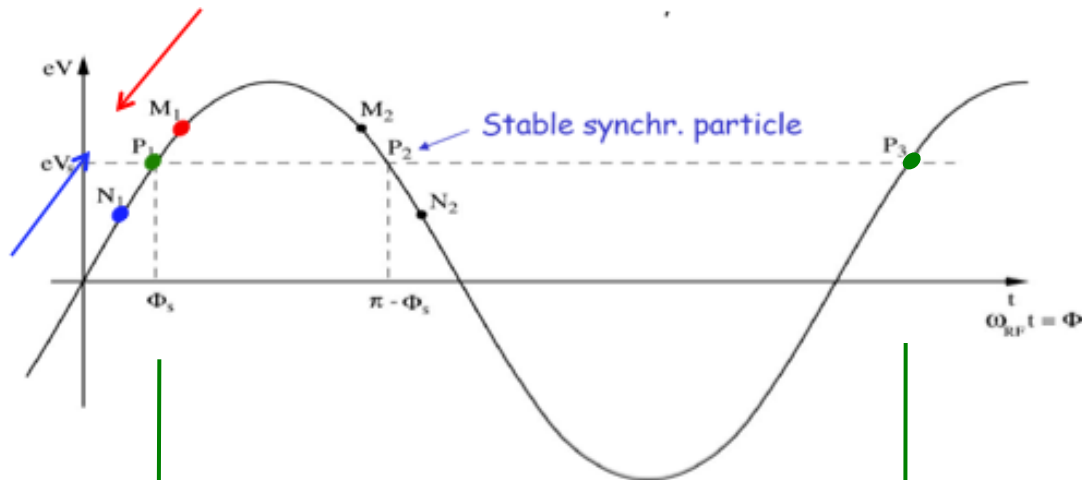
The RF system: IR4



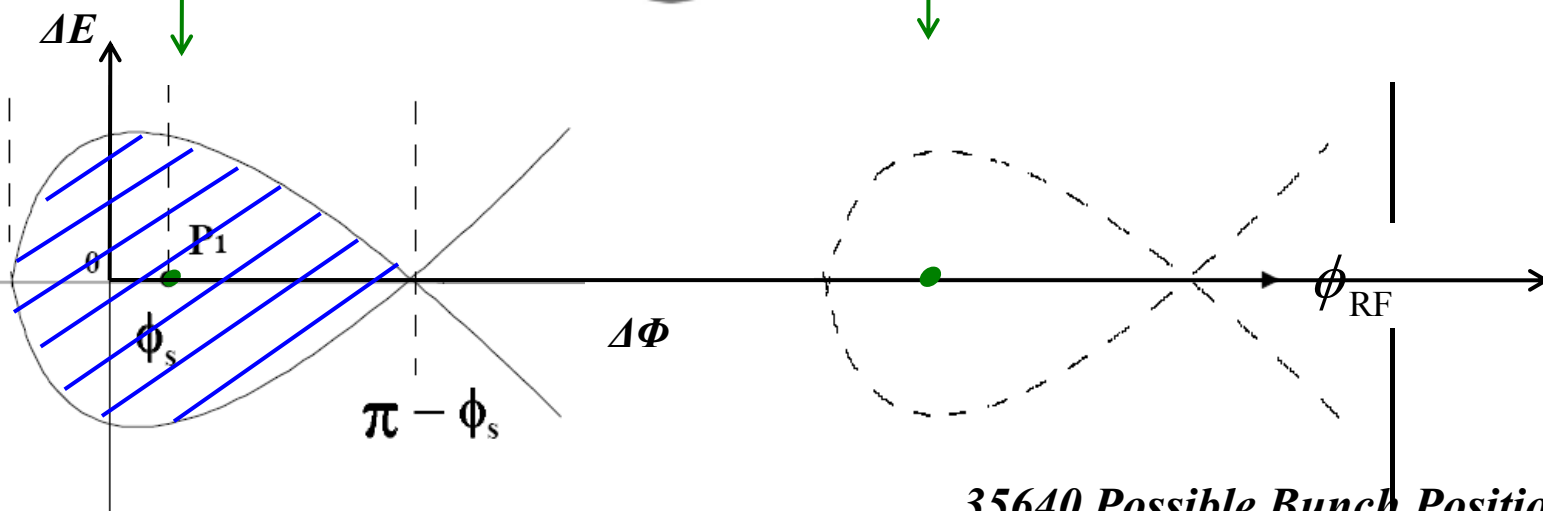
<i>Bunch length (4σ)</i>	<i>ns</i>	<i>1.06</i>
<i>Energy spread (2σ)</i>	<i>10^{-3}</i>	<i>0.22</i>
<i>Synchr. rad. loss/turn</i>	<i>keV</i>	<i>7</i>
<i>Synchr. rad. power</i>	<i>kW</i>	<i>3.6</i>
<i>RF frequency</i>	<i>M</i>	<i>400</i>
	<i>Hz</i>	
<i>Harmonic number</i>		<i>35640</i>
<i>RF voltage/beam</i>	<i>MV</i>	<i>16</i>
<i>Energy gain/turn</i>	<i>keV</i>	<i>485</i>
<i>Synchrotron frequency</i>	<i>Hz</i>	<i>23.0</i>

Nb on Cu cavities @4.5 K (=LEP2)
Beam pipe diam.=300mm

RF Buckets & long. dynamics in phase space

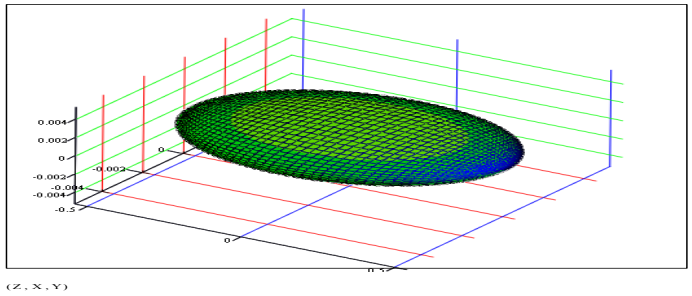


Oscillations in Energy and Phase

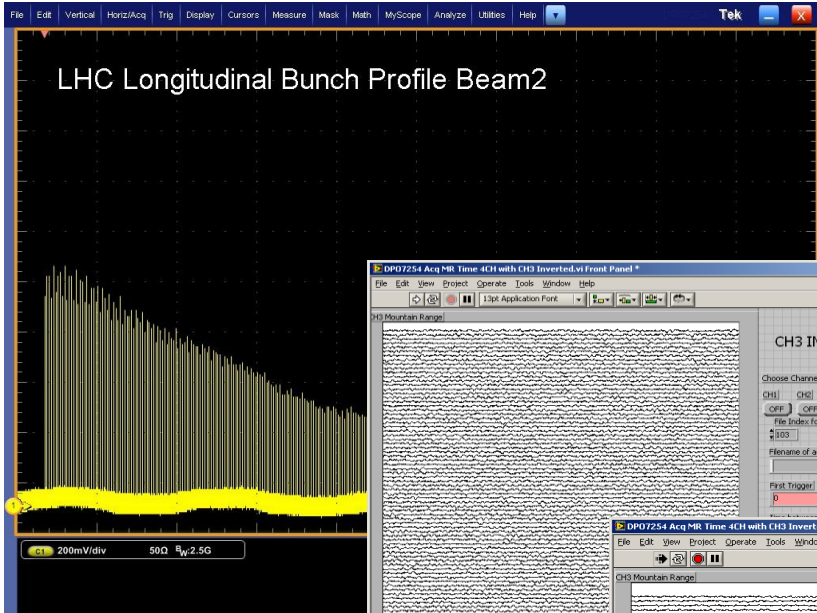


35640 Possible Bunch Positions ("buckets")
2808 Bunches

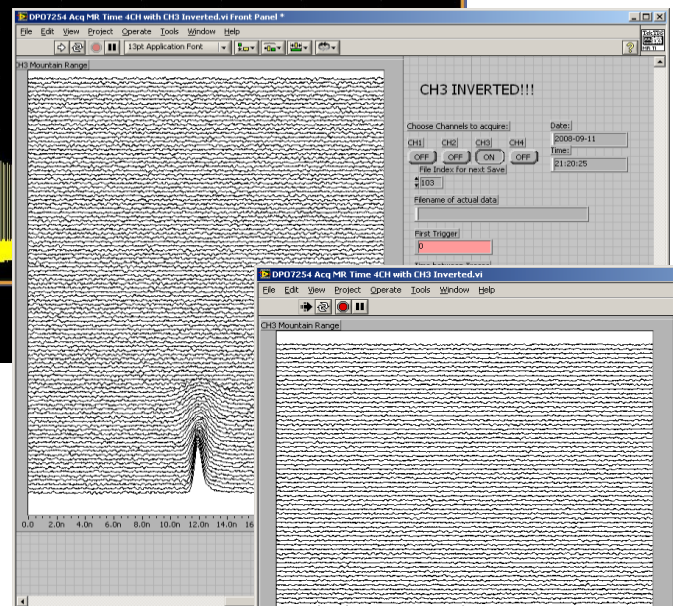
LHC Commissioning: RF



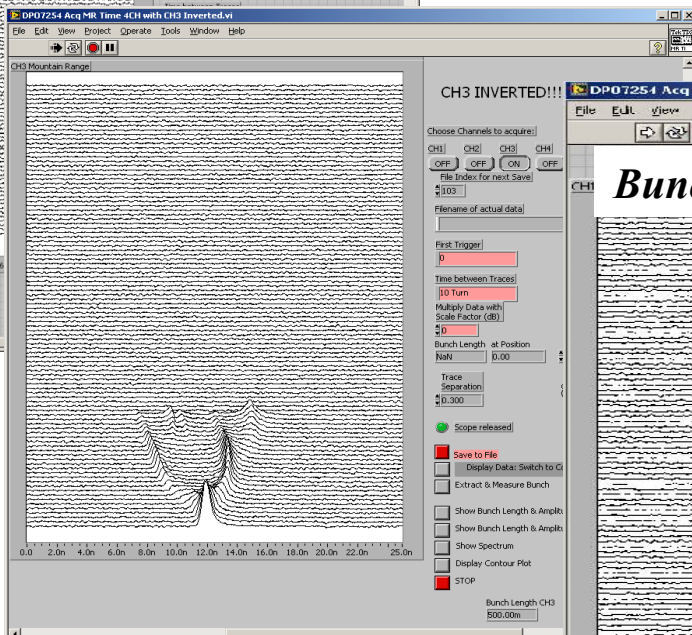
a proton bunch: focused longitudinal by the RF field



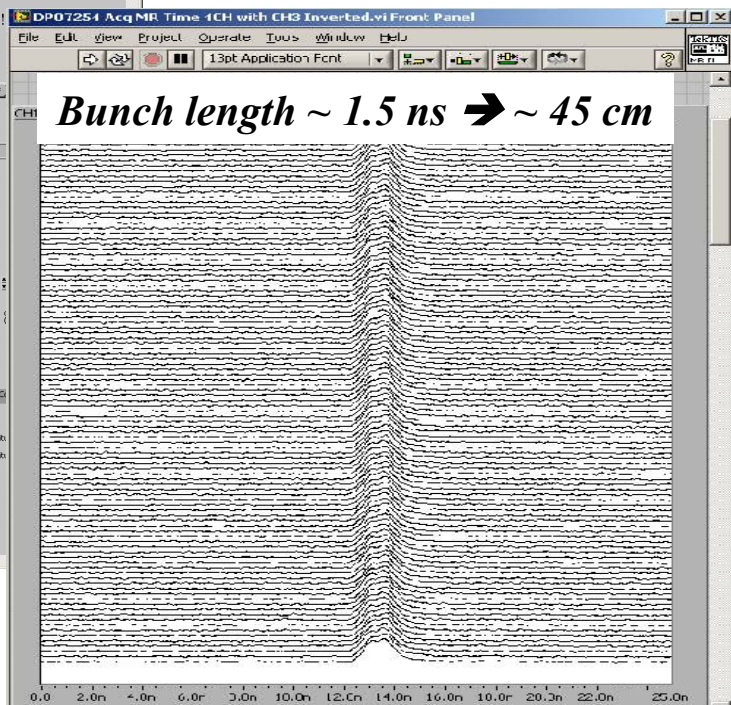
RF off



RF on, phase optimisation



RF on, phase adjusted, beam captured

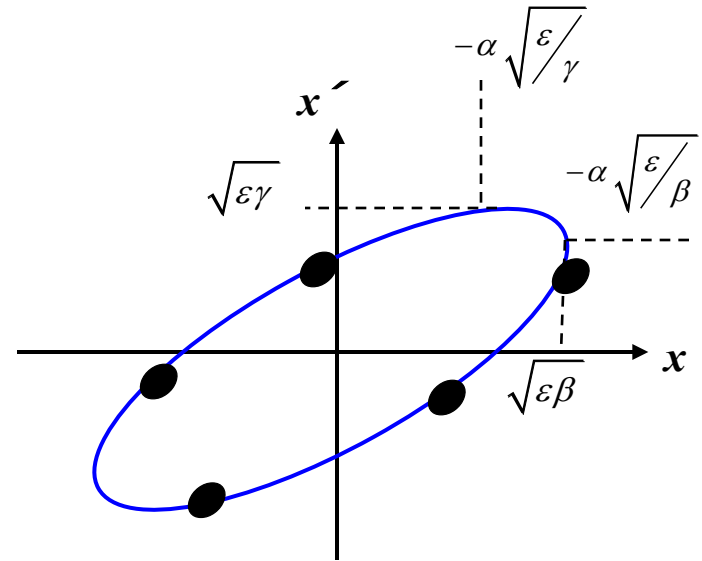


Liouville during Acceleration

$$\varepsilon = \gamma(s) x^2(s) + 2\alpha(s)x(s)x'(s) + \beta(s) x'^2(s)$$

Beam Emittance corresponds to the area covered in the x, x' Phase Space Ellipse

Liouville: Area in phase space is constant.



But so sorry ... $\varepsilon \neq \text{const} !$

Classical Mechanics:

phase space = diagram of the two canonical variables
position & momentum

x p_x

$$p_j = \frac{\partial L}{\partial \dot{q}_j} \quad ; \quad L = T - V = \text{kin. Energy} - \text{pot. Energy}$$

*According to Hamiltonian mechanics:
phase space diagram relates the variables q and p*

$$q = \text{position} = x$$

$$p = \text{momentum} = \gamma m v = mc \gamma \beta_x$$

$$\gamma = \frac{1}{\sqrt{1 - \frac{v^2}{c^2}}} \quad ; \quad \beta_x = \frac{\dot{x}}{c}$$

Liouville's Theorem: $\int p dq = \text{const}$

for convenience (i.e. because we are lazy bones) we use in accelerator theory:

$$x' = \frac{dx}{ds} = \frac{dx}{dt} \frac{dt}{ds} = \frac{\beta_x}{\beta} \quad \text{where } \beta_x = v_x / c$$

$$\int p dq = mc \int \gamma \beta_x dx$$

$$\int p dq = mc \underbrace{\gamma \beta}_\varepsilon \int x' dx$$

$$\Rightarrow \varepsilon = \int x' dx \propto \frac{1}{\beta \gamma}$$

*the beam emittance
shrinks during
acceleration $\varepsilon \sim 1/\gamma$*

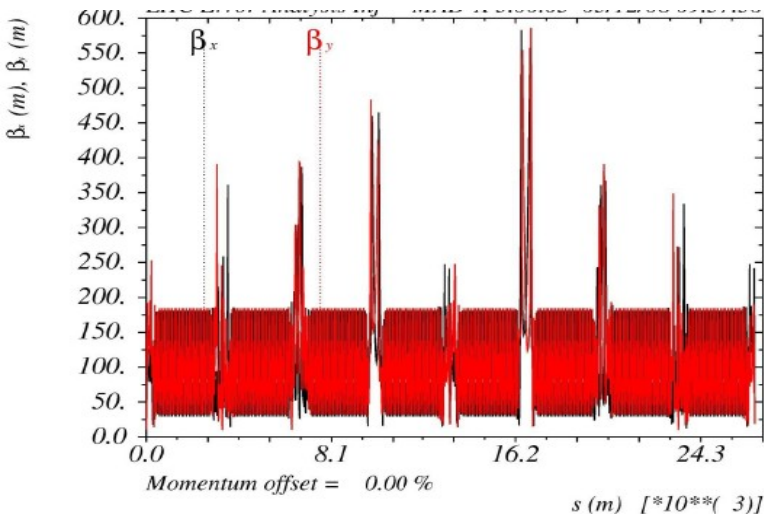
Nota bene:

1.) A proton machine ... or an electron linac ... needs the highest aperture at injection energy !!!
as soon as we start to accelerate the **beam size shrinks as $\gamma^{-1/2}$** in both planes.

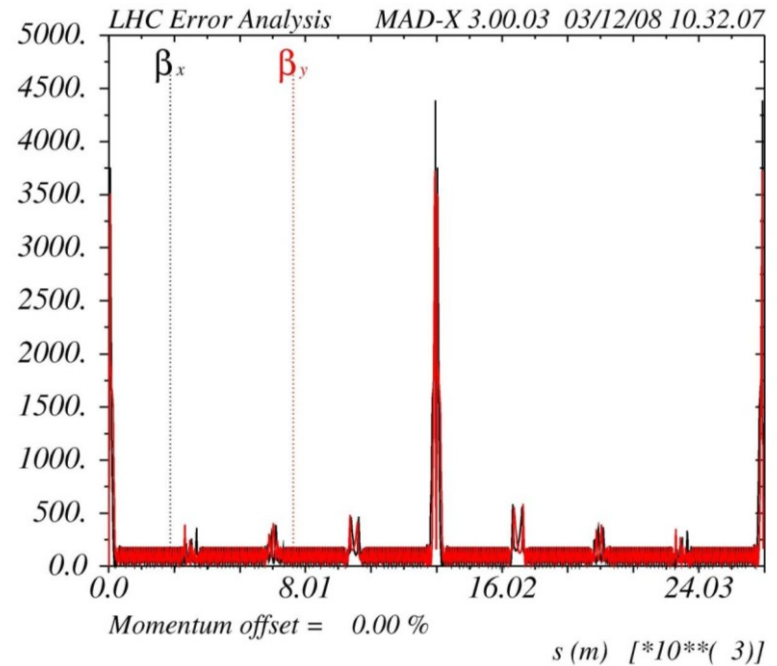
$$\sigma = \sqrt{\varepsilon\beta}$$

2.) At lowest energy the machine will have the major aperture problems,
→ here we have to **minimise $\hat{\beta}$**

3.) we need **different beam optics** adopted to the energy:
A Mini Beta concept will only be adequate at flat top.



LHC injection
optics at 450 GeV

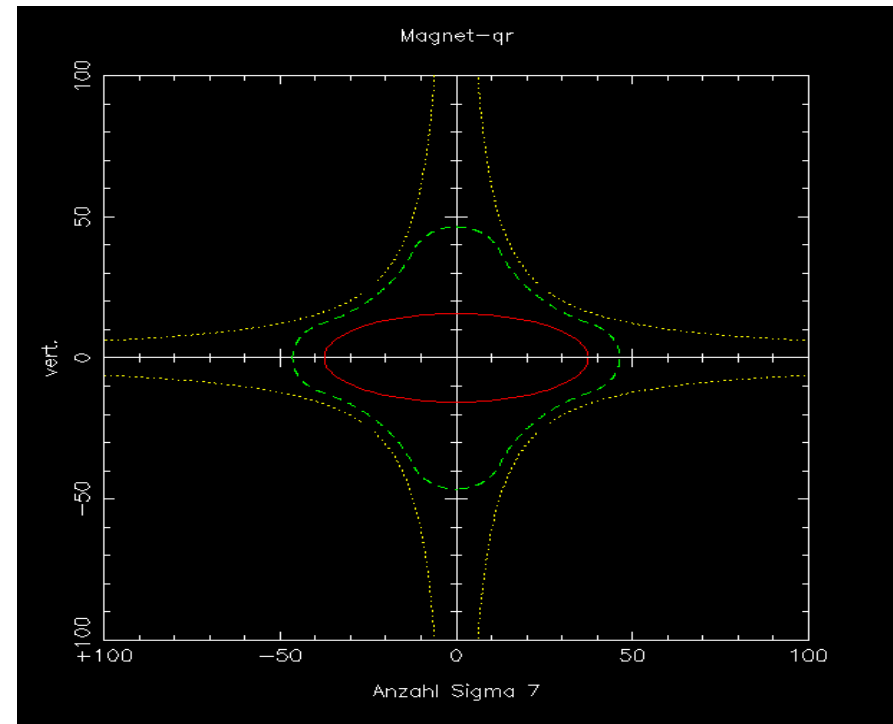
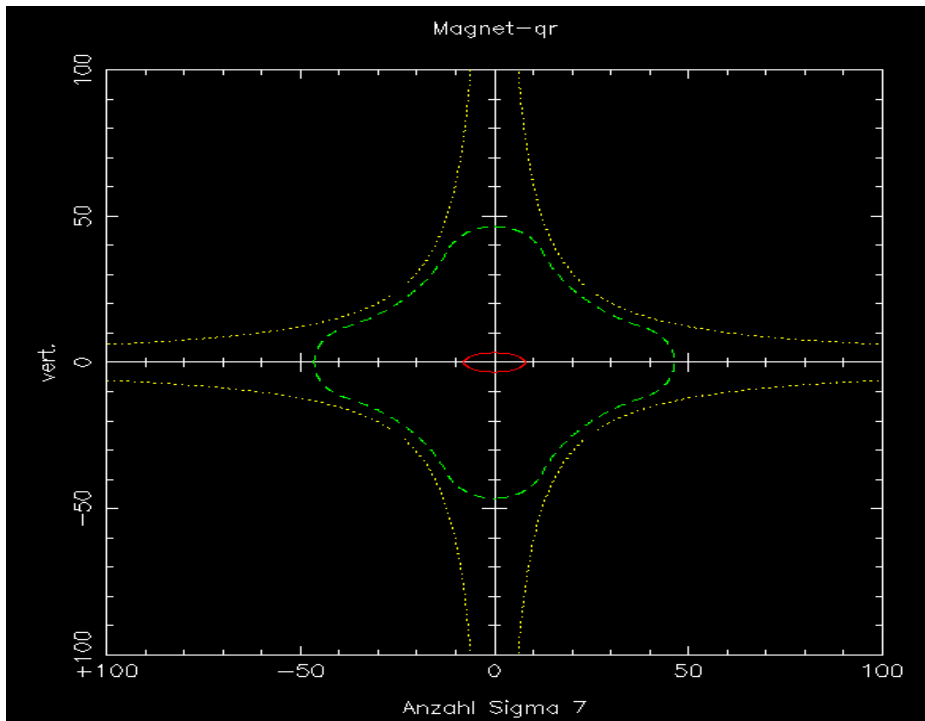


LHC mini beta
optics at 7000 GeV

Example: HERA proton ring

injection energy: 40 GeV $\gamma = 43$
flat top energy: 920 GeV $\gamma = 980$

emittance ε (40 GeV) = $1.2 * 10^{-7}$
 ε (920 GeV) = $5.1 * 10^{-9}$



7 σ beam envelope at E = 40 GeV

... and at E = 920 GeV

IV

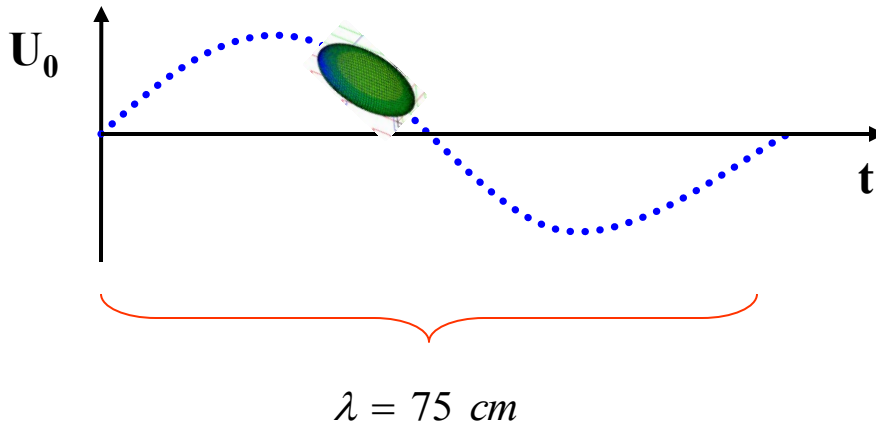
V.) Are there Any Problems ???

sure there are

RF Acceleration-Problem: panta rhei !!!

(Heraklit: 540-480 v. Chr.)

just a stupid (and nearly wrong) example)




$$\sin(90^\circ) = 1$$

$$\sin(84^\circ) = 0.994$$

$$\frac{\Delta U}{U} = 6.0 \cdot 10^{-3}$$

typical momentum spread of an electron bunch:

$$\frac{\Delta p}{p} \approx 1.0 \cdot 10^{-3}$$



Bunch length of Electrons $\approx 1 \text{ cm}$

$$\left. \begin{array}{l} \nu = 400 \text{ MHz} \\ c = \lambda \nu \end{array} \right\} \lambda = 75 \text{ cm}$$

Dispersive and Chromatic Effects: $\Delta p/p \neq 0$



Are there any Problems ???


Sure there are !!!

*font colors due to
pedagogical reasons*

17.) Dispersion and Chromaticity: Magnet Errors for $\Delta p/p \neq 0$

Influence of external fields on the beam: *prop. to magn. field & prop. zu $1/p$*

dipole magnet $\alpha = \frac{\int B dl}{p/e}$



$$x_D(s) = D(s) \frac{\Delta p}{p}$$

focusing lens $k = \frac{g}{p/e}$

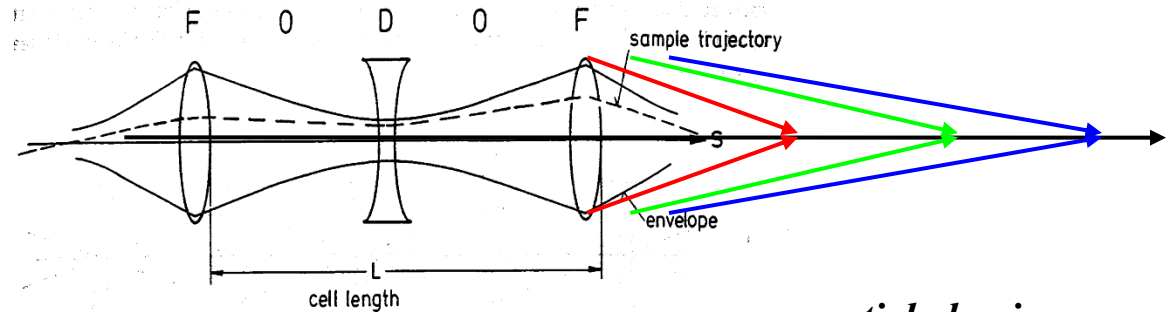
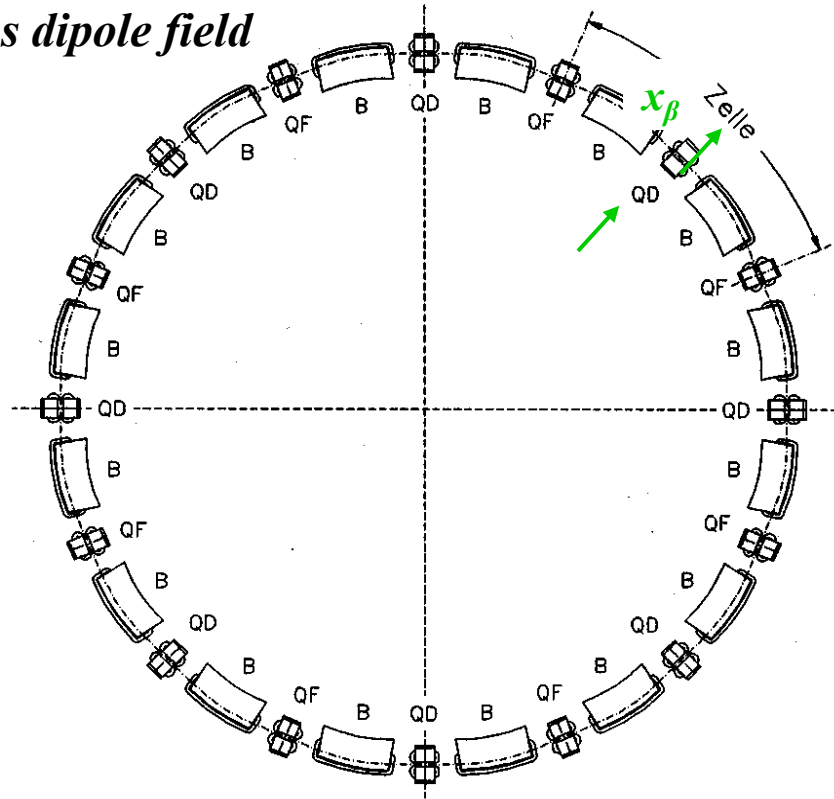


Figure 29: FODO cell

*particle having ...
to high energy (blue)
to low energy (red)
ideal energy (green)*

Dispersion

Example: homogeneous dipole field



valid for $\Delta p/p > 0$

$$D(s) \cdot \frac{\Delta p}{p}$$

Matrix formalism:

$$x(s) = x_\beta(s) + D(s) \cdot \frac{\Delta p}{p}$$

$$x(s) = C(s) \cdot x_0 + S(s) \cdot x'_0 + D(s) \cdot \frac{\Delta p}{p}$$

$$\begin{pmatrix} x \\ x' \end{pmatrix}_s = \begin{pmatrix} C & S \\ C' & S' \end{pmatrix} \begin{pmatrix} x \\ x' \end{pmatrix}_0 + \frac{\Delta p}{p} \begin{pmatrix} D \\ D' \end{pmatrix}_0$$

or expressed as 3x3 matrix

$$\begin{pmatrix} x \\ x' \\ \Delta p/p \end{pmatrix}_s = \begin{pmatrix} C & S & D \\ C' & S' & D' \\ 0 & 0 & 1 \end{pmatrix} \cdot \begin{pmatrix} x \\ x' \\ \Delta p/p \end{pmatrix}_0$$

Example

$$x_\beta = 1 \dots 2 \text{ mm}$$

$$D(s) \approx 1 \dots 2 \text{ m}$$

$$\frac{\Delta p}{p} \approx 1 \cdot 10^{-3}$$

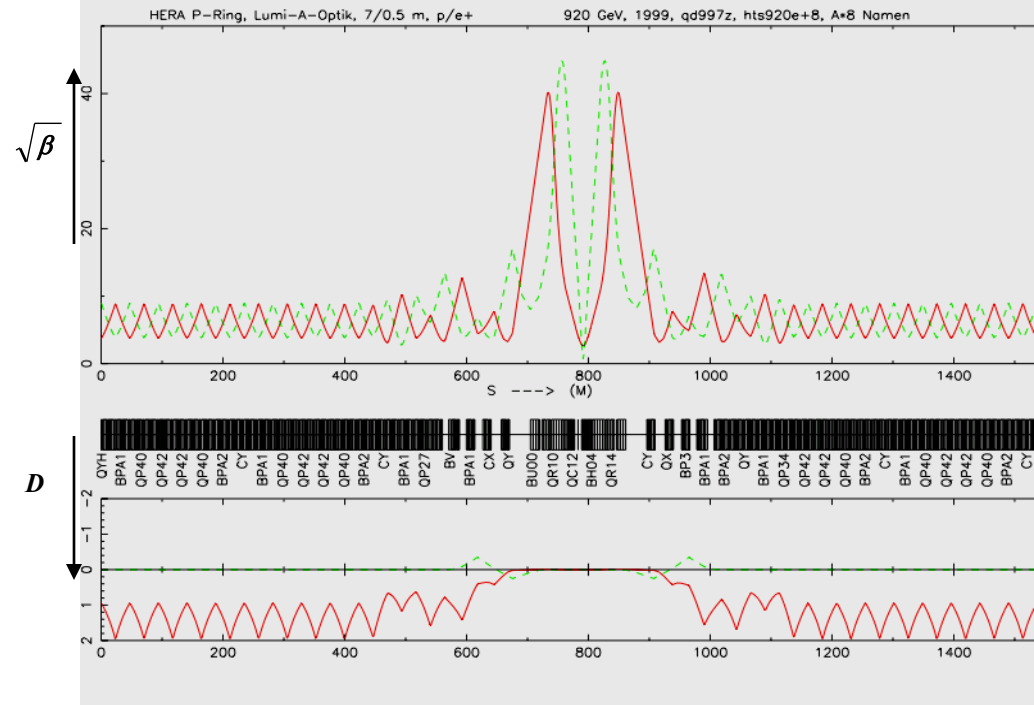
Amplitude of Orbit oscillation

contribution due to Dispersion \approx beam size

\rightarrow Dispersion must vanish at the collision point



Calculate D, D' : ... takes a couple of sunny Sunday evenings !



26.) Chromaticity:

A Quadrupole Error for $\Delta p/p \neq 0$

Influence of external fields on the beam: *prop. to magn. field & prop. zu $1/p$*

focusing lens

$$k = \frac{g}{p/e}$$

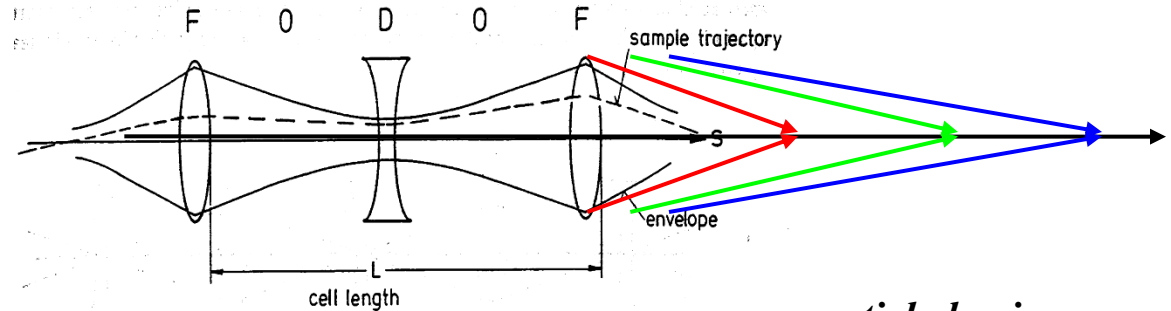


Figure 29: FODO cell

particle having ...
to high energy
to low energy
ideal energy

... which *acts like a quadrupole error* in the machine and *leads to a tune spread*:

$$\Delta Q = \frac{1}{4\pi} \frac{\Delta p}{p} \frac{1}{f}$$

definition of chromaticity:

$$\Delta Q = Q^* \frac{\Delta p}{p}$$


... what is wrong about Chromaticity:

Problem: chromaticity is generated by the lattice itself !!

Q' is a number indicating the size of the tune spot in the working diagram,

Q' is always created if the beam is focussed

→ it is determined by the focusing strength k of all quadrupoles



k = quadrupole strength

*β = **betafunction** indicates the beam size ... and even more the **sensitivity of the beam to external fields***

Example: LHC

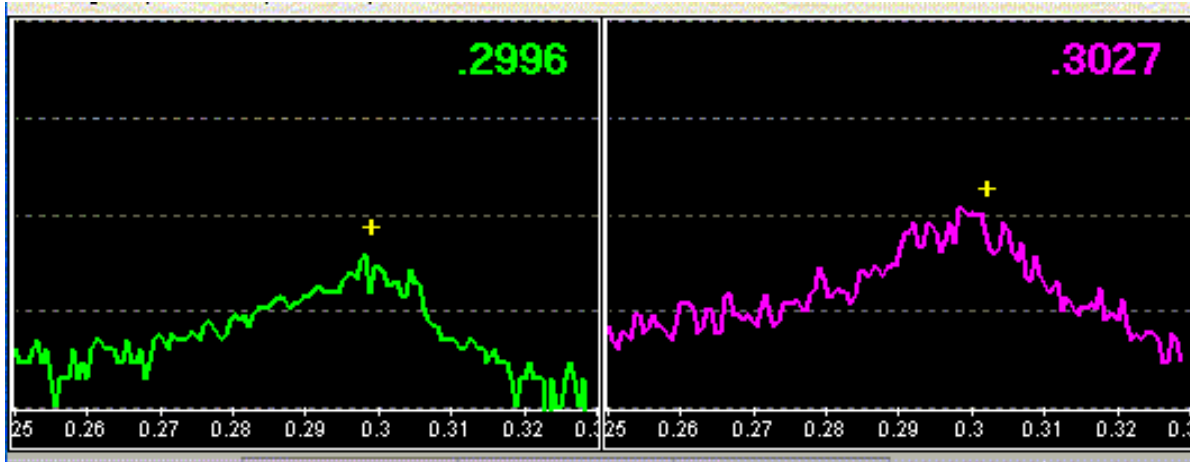
$$Q' = 250$$

$$\Delta p/p = \pm 0.2 \cdot 10^{-3}$$

$$\Delta Q = 0.256 \dots 0.36$$

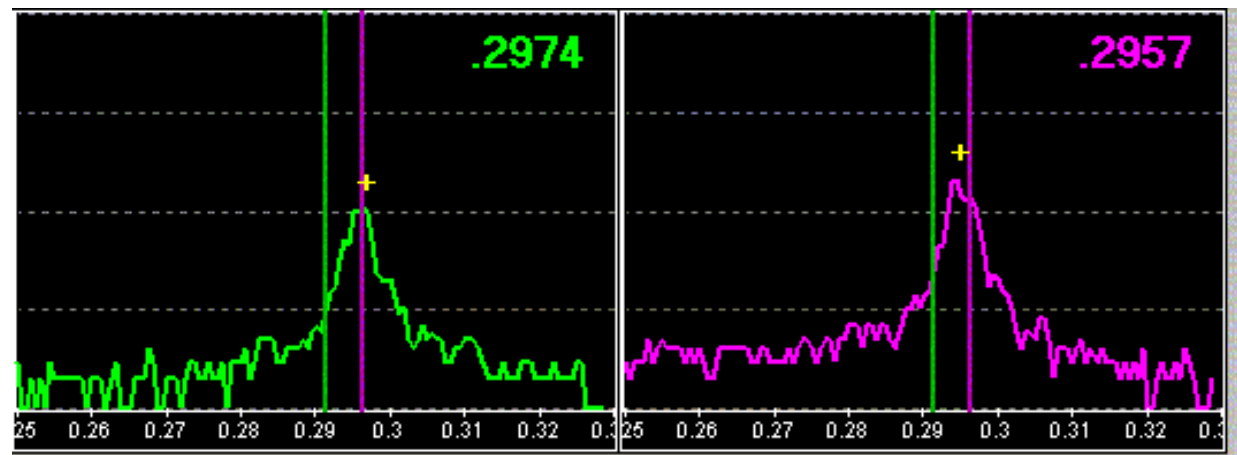
→ Some particles get very close to resonances and are lost

*in other words: the tune is not a point
it is a **pancake***



*Tune signal for a nearly
uncompensated chromaticity
($Q' \approx 20$)*

*Ideal situation: chromaticity well corrected,
($Q' \approx 1$)*



Some Golden Rules to Avoid Trouble

**I.) Golden Rule number one:
do not focus the beam !**

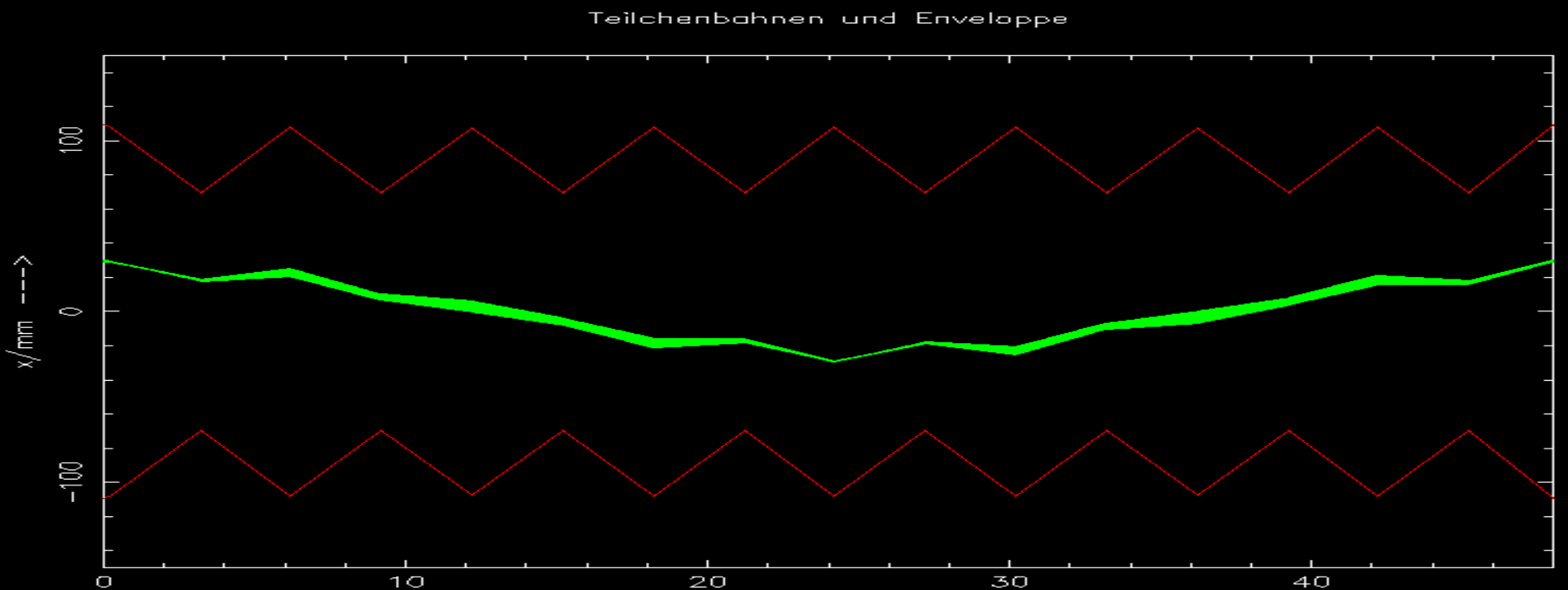
Problem: Resonances

$$x_{co}(s) = \frac{\sqrt{\beta(s)} * \int \frac{1}{\rho_{s1}} \sqrt{\beta_{s1}} * \cos(\psi_{s1} - \psi_s - \pi Q) ds}{2 \sin \pi Q}$$

Assume: Tune = integer $Q = 1 \rightarrow 0$

Qualitatively spoken:


Integer tunes lead to a resonant increase of the closed orbit amplitude in presence of the smallest dipole field error.



Tune and Resonances

$$m*Q_x+n*Q_y+l*Q_s = \text{integer}$$

Tune diagram up to 3rd order

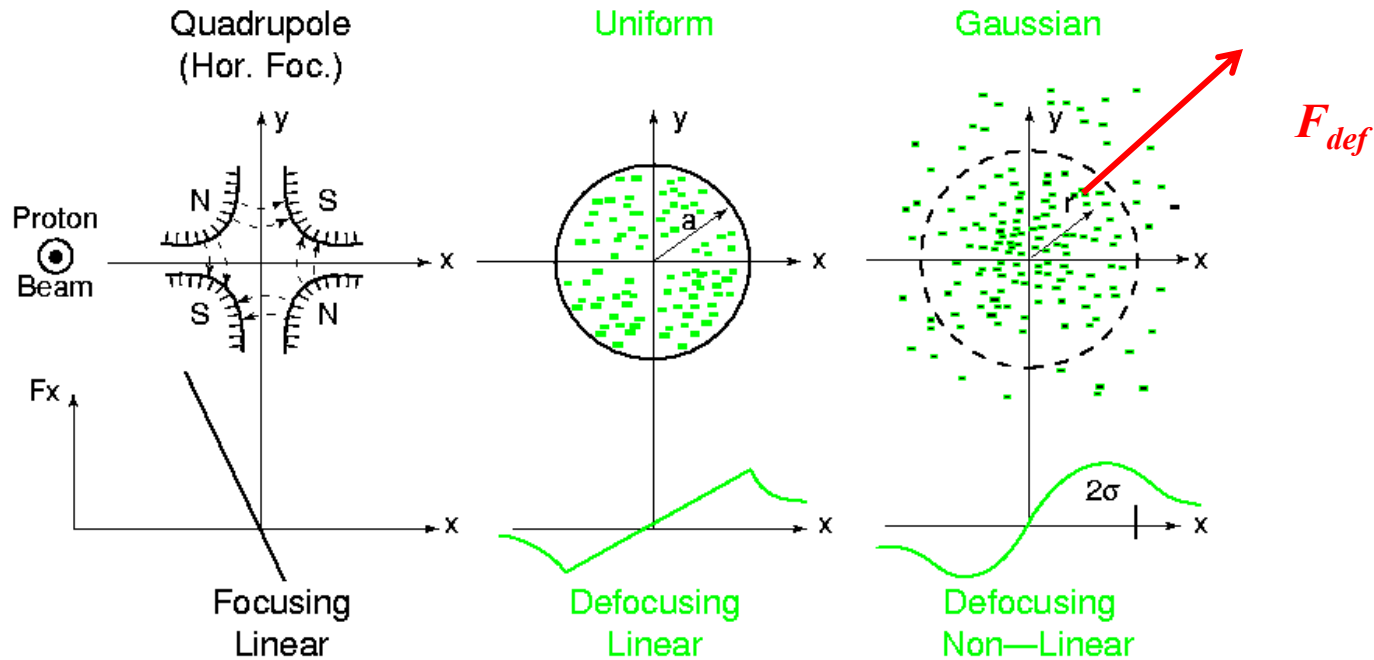


... and up to 7th order

*Homework for the operators:
find a nice place for the tune
where against all probability
the beam will survive*

II.) Golden Rule number two:

*Never accelerate **charged** particles !*



Transport line with quadrupoles

$$x'' + K(s)x = 0$$

*Transport line with quadrupoles and **space charge***

$$x'' + (K(s) + K_{sc}(s))x = 0$$

$$x'' + \left(K(s) - \underbrace{\frac{2r_0 I}{ea^2 \beta^3 \gamma^3 c}}_{K_{sc}} \right) x = 0$$

K_{sc}

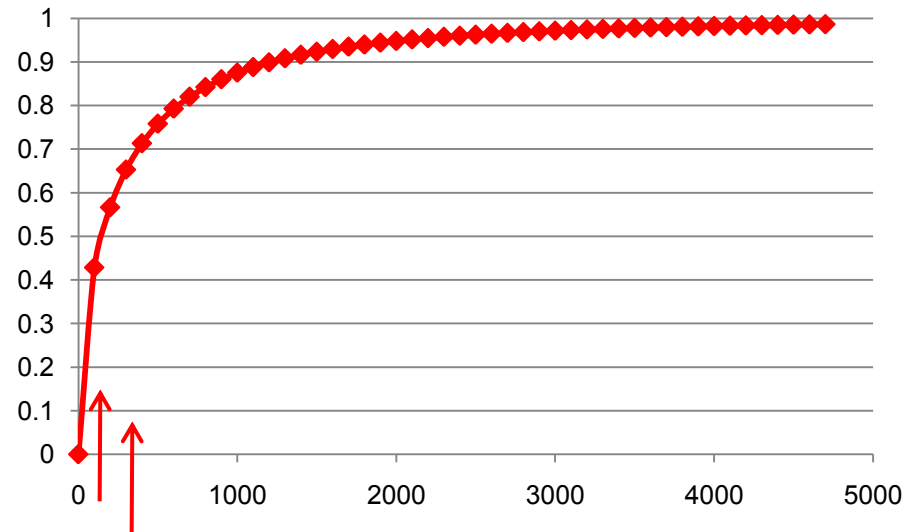
Golden Rule number two:

*Never accelerate **charged** particles !*

*Tune Shift due to Space Charge Effect
Problem at low energies*

$$\Delta Q_{x,y} = -\frac{r_0 N}{2\pi\epsilon_{x,y} \beta \gamma^2}$$

v/c



*Linac 2 $E_{kin}=60$ MeV
Linac 4 $E_{kin}=150$ MeV*

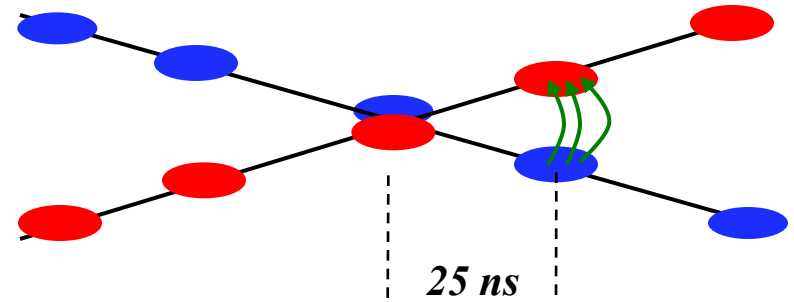
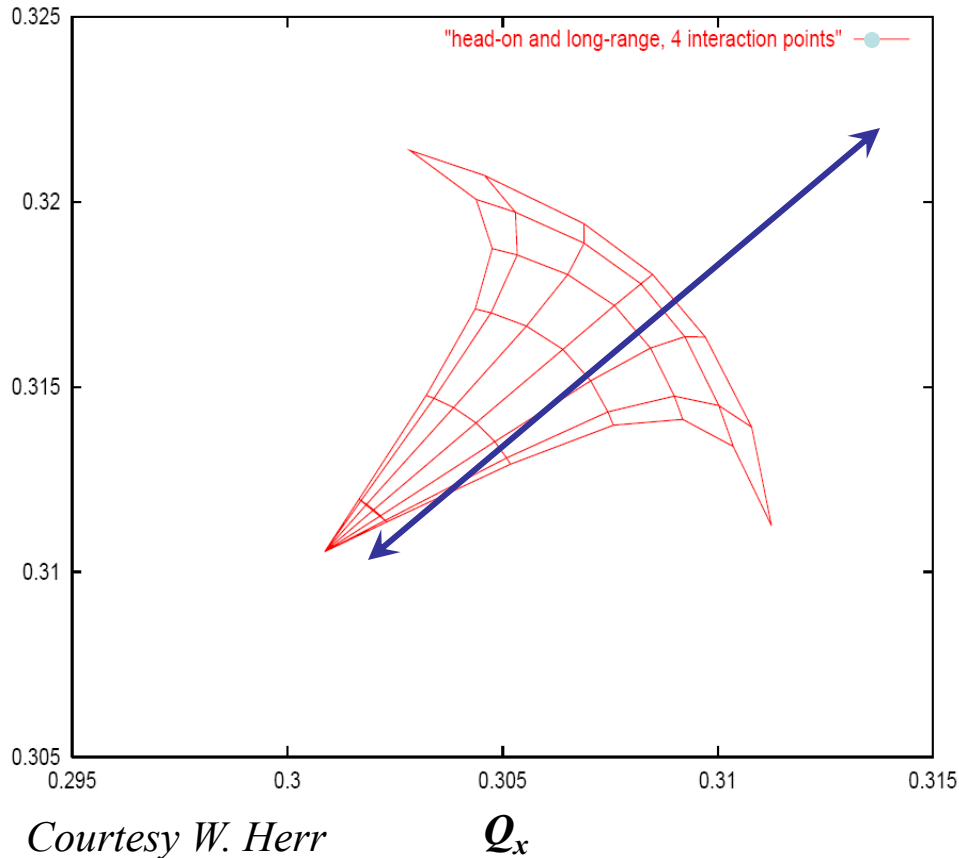
E_{kin} of a proton

*... at low speed the particles
repel each other*

III.) Golden Rule number three:

Never Collide the Beams !

*the colliding bunches influence each other
 → change the focusing properties of the ring !!*




most simple case:

linear beam beam tune shift

$$\Delta Q_x = \frac{\beta_x^* * r_p * N_p}{2 \pi \gamma_p (\sigma_x + \sigma_y) * \sigma_x}$$

and again the resonances !!!




IV.) Golden Rule Number 4: Never use Magnets

bn at injection

```

b1M_MQXCD_inj := 0.0000 ; b1U_MQXCD_inj := 0.0000
b2M_MQXCD_inj := 0.0000 ; b2U_MQXCD_inj := 0.0000
b3M_MQXCD_inj := 0.0000 ; b3U_MQXCD_inj := 0.0000
b4M_MQXCD_inj := 0.0000 ; b4U_MQXCD_inj := 0.0000
b5M_MQXCD_inj := 0.0000 ; b5U_MQXCD_inj := 0.0000
b6M_MQXCD_inj := 0.0000 ; b6U_MQXCD_inj := 0.0000
b7M_MQXCD_inj := 0.0000 ; b7U_MQXCD_inj := 0.0000
b8M_MQXCD_inj := 0.0000 ; b8U_MQXCD_inj := 0.0000
b9M_MQXCD_inj := 0.0000 ; b9U_MQXCD_inj := 0.0000
b10M_MQXCD_inj := 0.5000 ; b10U_MQXCD_inj := 0.0000
b11M_MQXCD_inj := 0.0000 ; b11U_MQXCD_inj := 0.0000
b12M_MQXCD_inj := 0.0000 ; b12U_MQXCD_inj := 0.0000
b13M_MQXCD_inj := 0.0000 ; b13U_MQXCD_inj := 0.0000
b14M_MQXCD_inj := -0.2700 ; b14U_MQXCD_inj := 0.0300 ; b14R_MQXCD_inj := 0.0100
b15M_MQXCD_inj := 0.0000 ; b15U_MQXCD_inj := 0.0000 ; b15R_MQXCD_inj := 0.0000
    
```

$$B_y + iB_x = B_{ref} * \sum_{n=1}^{\infty} (b_n + ia_n) \left(\frac{x + iy}{r_0} \right)^{n-1}$$



```

0000
0000
8900
6400
4600
2800
2100
1600
0800
0600
0300
0200
0100
0100
0000
    
```

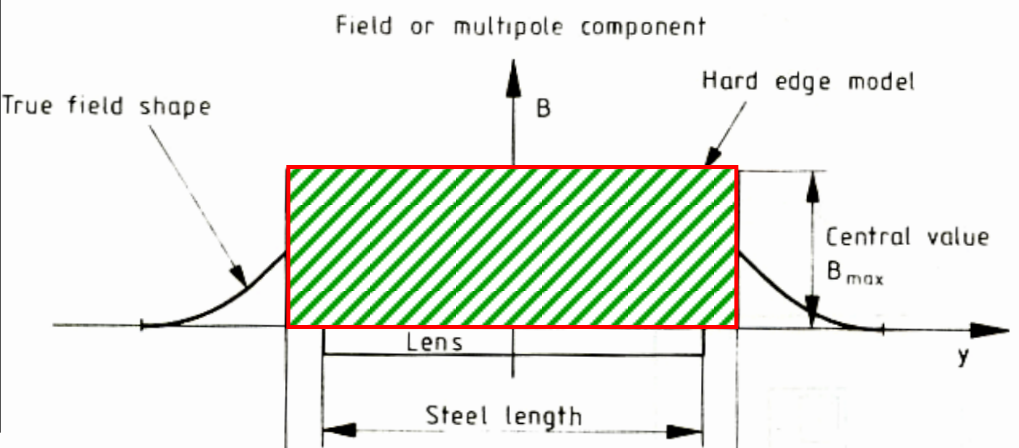
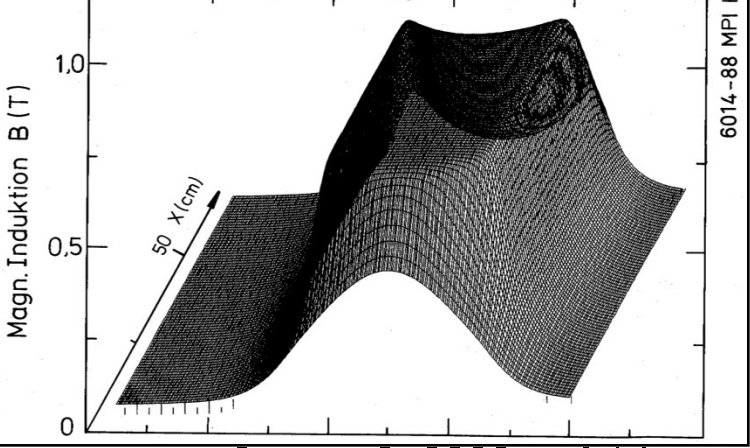
“effective magnetic length”

$$B * l_{eff} = \int_0^{l_{mag}} B ds$$

bn in collision

```

b1M_MQXCD_col := 0.0000 ; b1U_MQXCD_col := 0.0000 ; b1R_MQXCD_col := 0.0000
b2M_MQXCD_col := 0.0000 ; b2U_MQXCD_col := 0.0000 ; b2R_MQXCD_col := 0.0000
    
```



```

b14M_MQXCD_col := 0.0000 ; b14U_MQXCD_col := 0.0000 ; b14R_MQXCD_col := 0.0000
b15M_MQXCD_col := 0.0000 ; b15U_MQXCD_col := 0.0000 ; b15R_MQXCD_col := 0.0000
    
```

Clearly there is another problem ...

... if it were easy everybody could do it

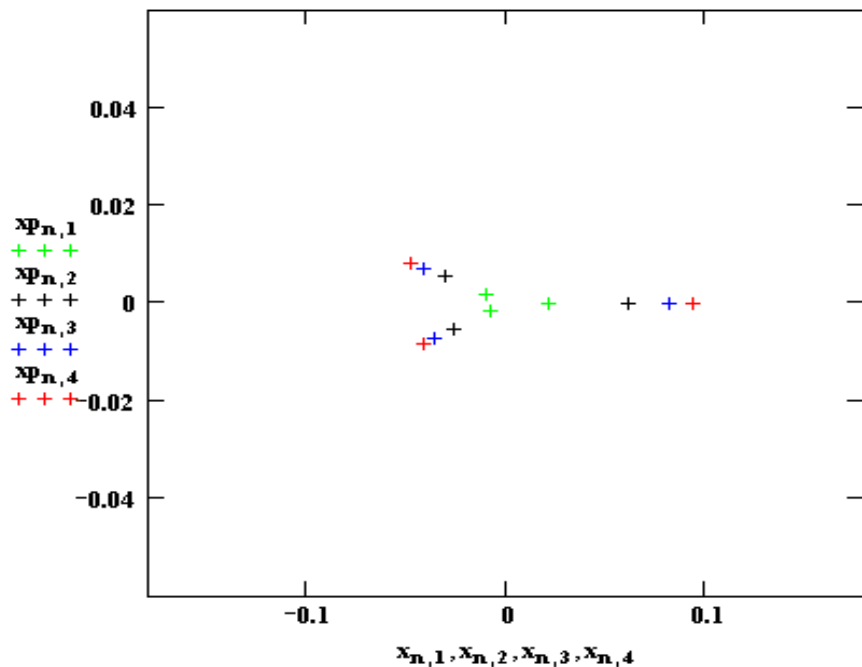
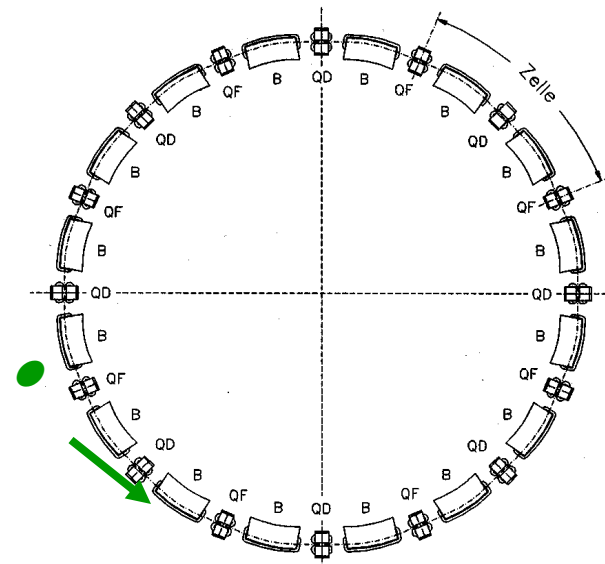
Again: the phase space ellipse

for each turn write down - at a given position „s" in the ring - the

single particle amplitude x

and the angle x' ... and plot it.

$$\begin{pmatrix} x \\ x' \end{pmatrix}_{s1} = M_{turn} * \begin{pmatrix} x \\ x' \end{pmatrix}_{s0}$$



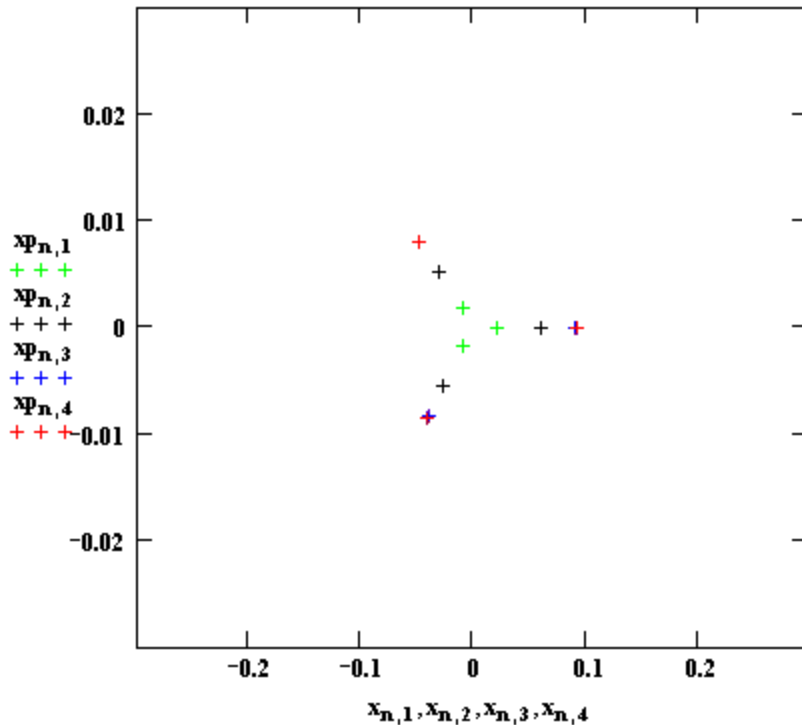
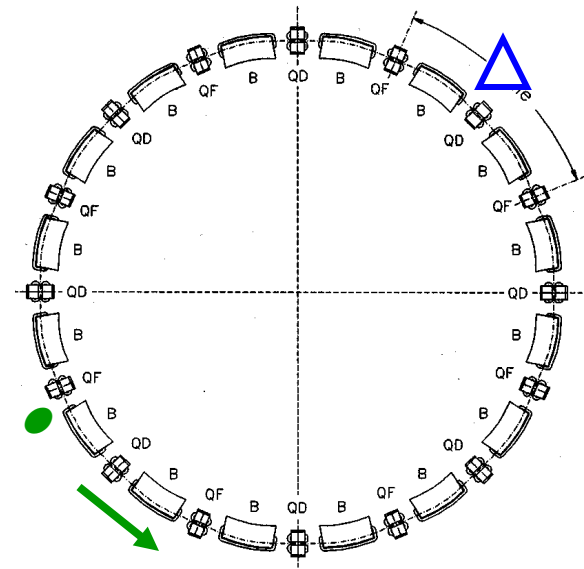
A beam of 4 particles

- each having a slightly different emittance:

Installation of a weak (!!!) sextupole magnet

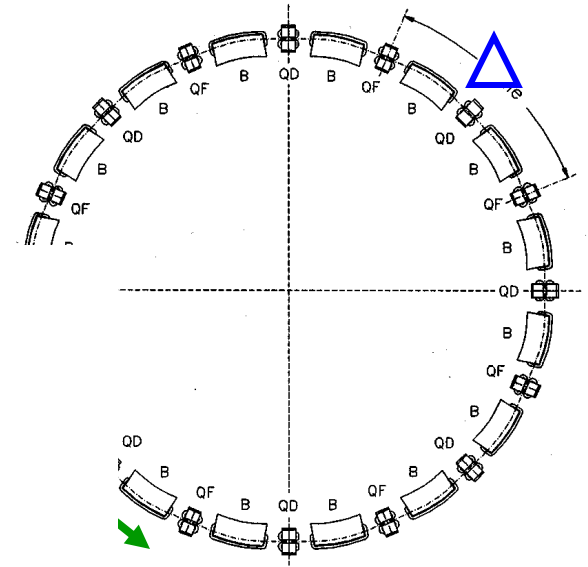
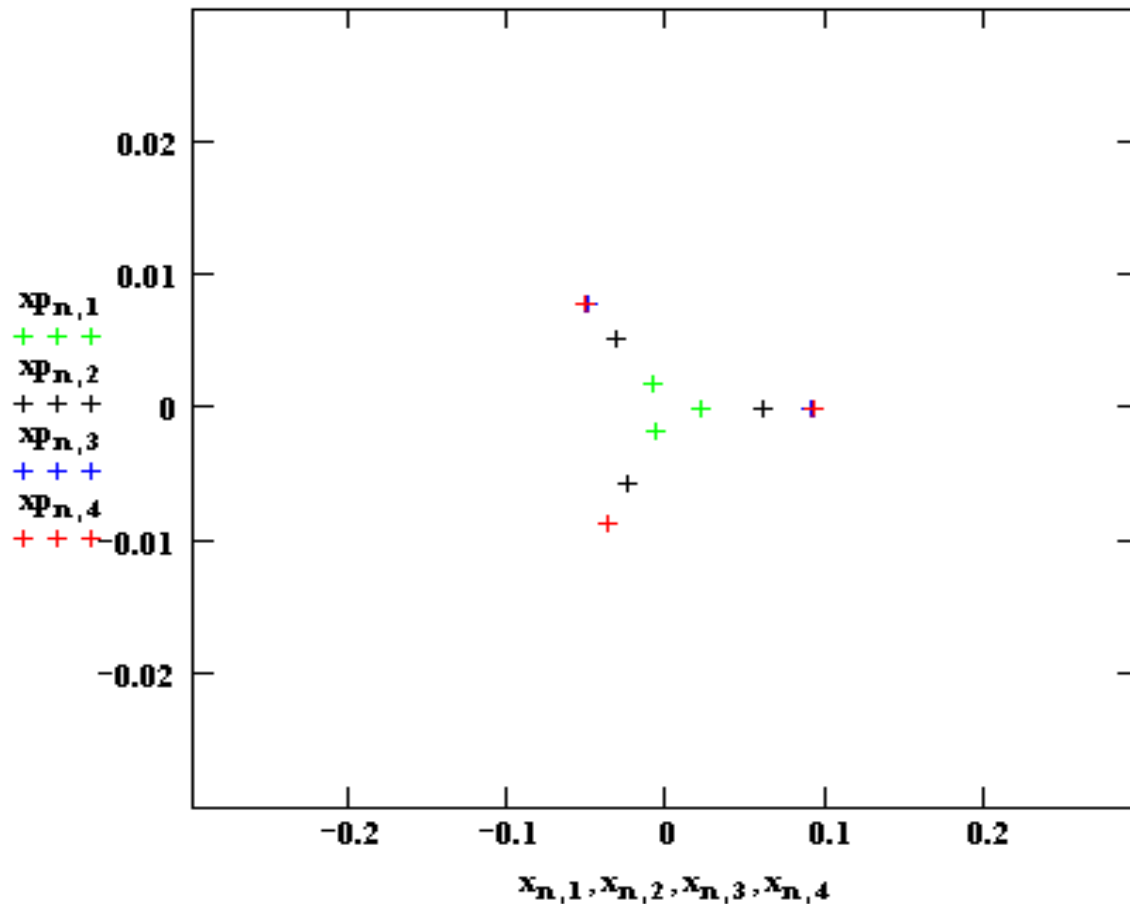
The good news: sextupole fields in accelerators cannot be treated analytically anymore.

→ no equations; instead: Computer simulation „particle tracking “



Effect of a strong (!!!) Sextupole ...

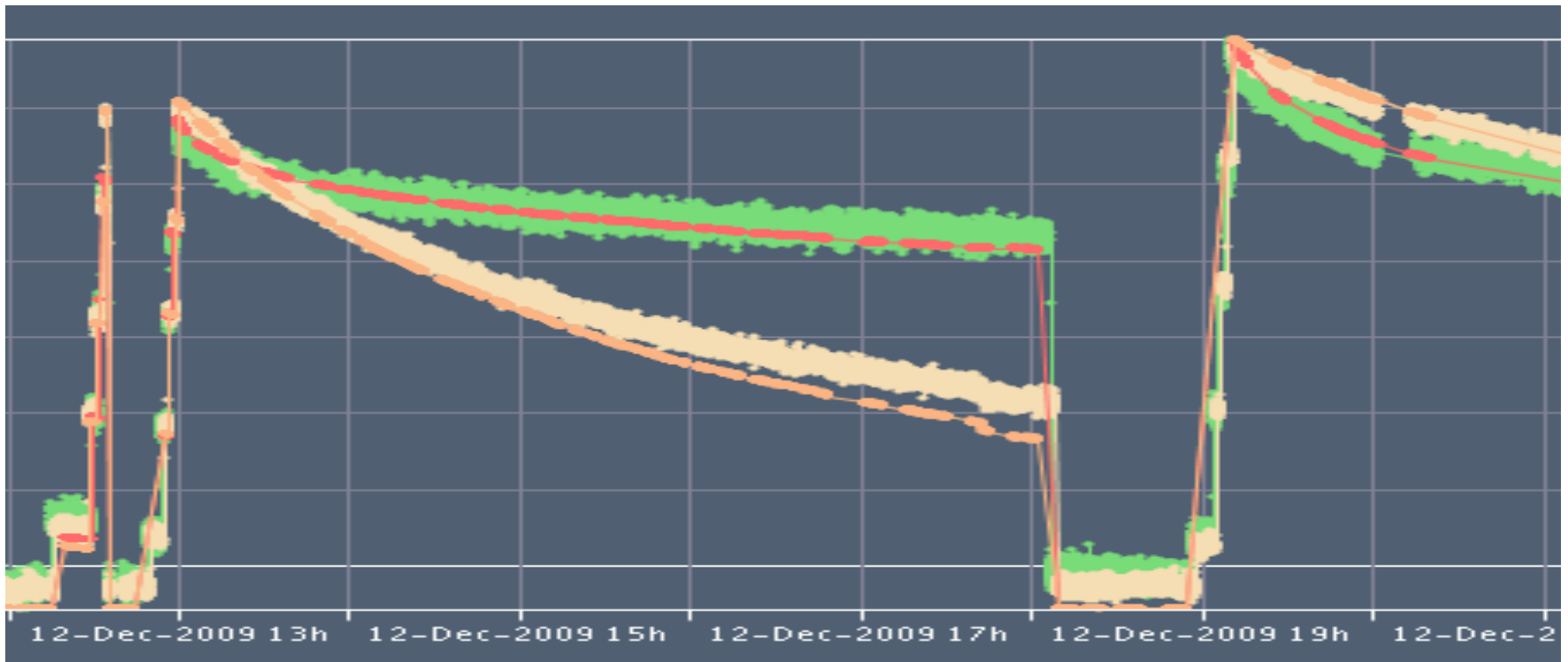
→ Catastrophy !



„dynamic aperture“

Golden Rule XXL: COURAGE

*and with a lot of effort from Bachelor / Master / Diploma / PhD
and **Summer-Students** the machine is running !!!*



thank'x for your help and have a lot of fun

Bibliography:

- 1.) *Edmund Wilson: Introd. to Particle Accelerators
Oxford Press, 2001*
- 2.) *Klaus Wille: Physics of Particle Accelerators and Synchrotron
Radiation Facilities, Teubner, Stuttgart 1992*
- 3.) *Peter Schmüser: Basic Course on Accelerator Optics, CERN Acc.
School: 5th general acc. phys. course CERN 94-01*
- 4.) *Bernhard Holzer: Lattice Design, CERN Acc. School: Interm. Acc. phys course,
<http://cas.web.cern.ch/cas/ZEUTHEN/lectures-zeuthen.htm>*
- 5.) *Herni Bruck: Accélérateurs Circulaires des Particules,
presse Universitaires de France, Paris 1966 (english / francais)*
- 6.) *M.S. Livingston, J.P. Blewett: Particle Accelerators,
Mc Graw-Hill, New York, 1962*
- 7.) *Frank Hinterberger: Physik der Teilchenbeschleuniger, Springer Verlag 1997*
- 8.) *Mathew Sands: The Physics of $e^+ e^-$ Storage Rings, SLAC report 121, 1970*
- 9.) *D. Edwards, M. Syphers : An Introduction to the Physics of Particle
Accelerators, SSC Lab 1990*

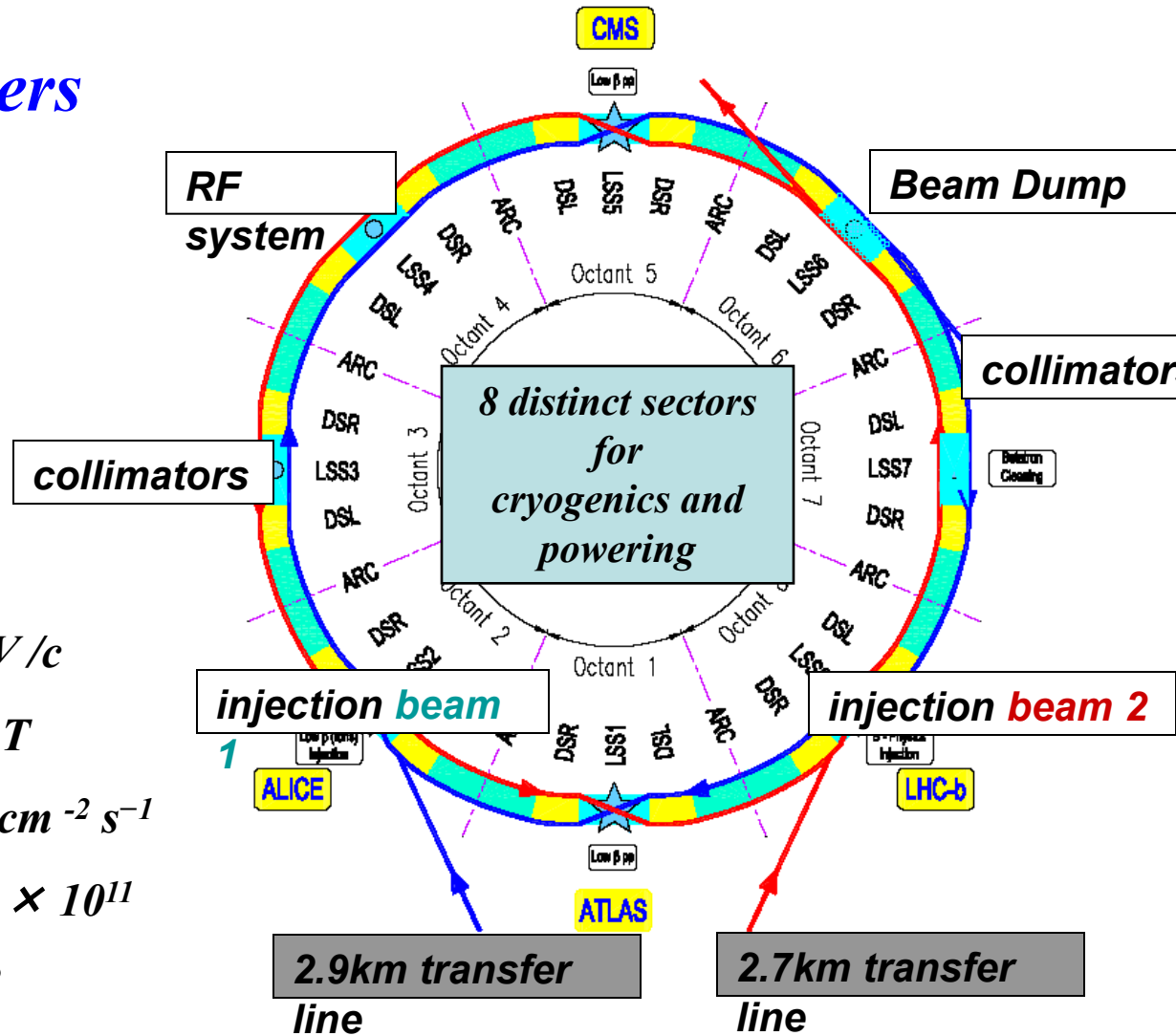
V.) Accelerator Operation

Bernhard Holzer
CERN-LHC



*

LHC Main Parameters

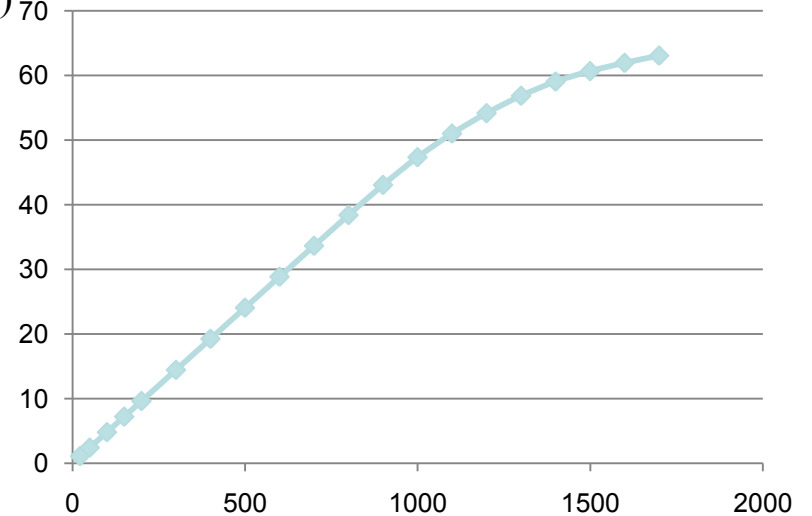


<i>Momentum at collision</i>	<i>7 TeV /c</i>
<i>Dipole field for 7 TeV</i>	<i>8.33 T</i>
<i>Luminosity</i>	<i>$10^{34} \text{ cm}^{-2} \text{ s}^{-1}$</i>
<i>Protons per bunch</i>	<i>1.15×10^{11}</i>
<i>Number of bunches/beam</i>	<i>2808</i>
<i>Nominal bunch spacing</i>	<i>25 ns</i>
<i>Normalized emittance</i>	<i>$3.75 \mu\text{m}$</i>
<i>rms beam size (7TeV, arc)</i>	<i>$300 \mu\text{m}$</i>
<i>beam pipe diameter</i>	<i>56 mm</i>

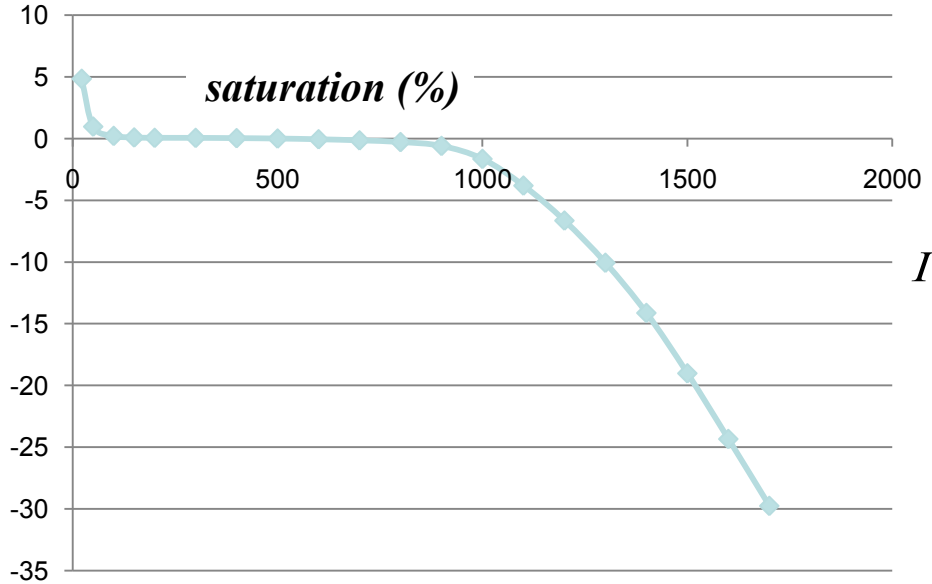
Magnet Currents

$$\int gdl(I)$$

Nummer	Gruppe	Name	aktiv	Sollwerte File1 [A]	Sollwert [A]		
1	HPDIPOL	BPA1	True	4138.993	5646		
2	HPMAINW	QZ51 WL	True	235.462	326		
3	HPMAINW	QR52 WR	True	258.724	377		
4	HPMAINW	QC53 WL	True	237.933	327		
5	HPMAINW	QB28 WL	True	625.429	849		
6	HPMAINW	QR54 WR	True	291.486	405		
7	HPMAINW	QR24 WR	True	139.139	185		
8	HPMAINW	QR50 WL	True	305.348	419		
9	HPMAINW	QC22 WR	True	75.816	302.046	226.230	35300
10	HPMAINW	QR57 WL	True	260.769	354.833	94.064	12329
11	HPMAINW	QR56 WR	True	190.123	263.722	73.599	11484
12	HPMAINW	QC20 WR	True	91.056	-13.587	-104.643	-16328
13	HPMAINW	QP58 WR	True	-5.517	19.		
14	HPMAINW	QP59 WL	True	-10.401	-11.		
15	HPMAINW	QP60 WR	True	73.600	98.		
16	HPMAINW	QP61 WL	True	69.504	90.		
17	HPMAINW	QP62 WR	True	40.163	58.		
18	HPMAINW	QP63 WL	True	47.489	63.		
19	HPMAINW	QP64 WR	True	-47.780	-71.		

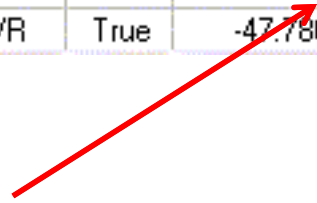


I



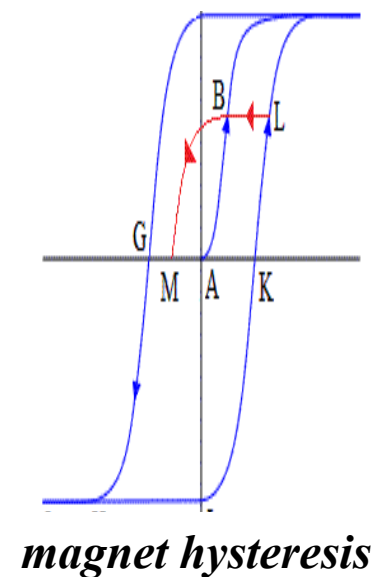
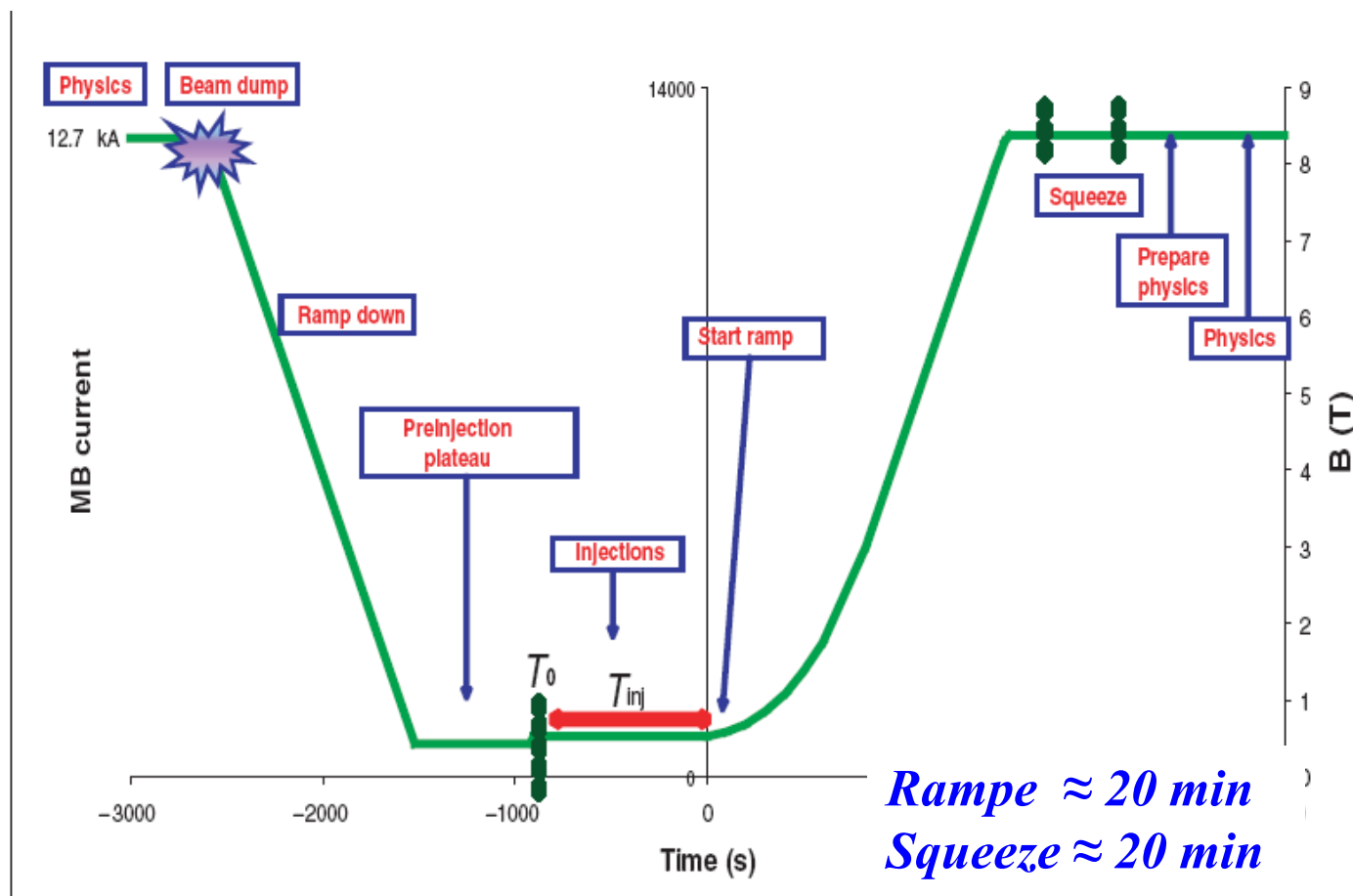
I

remember: $\Delta B/B \approx 10^{-4}$

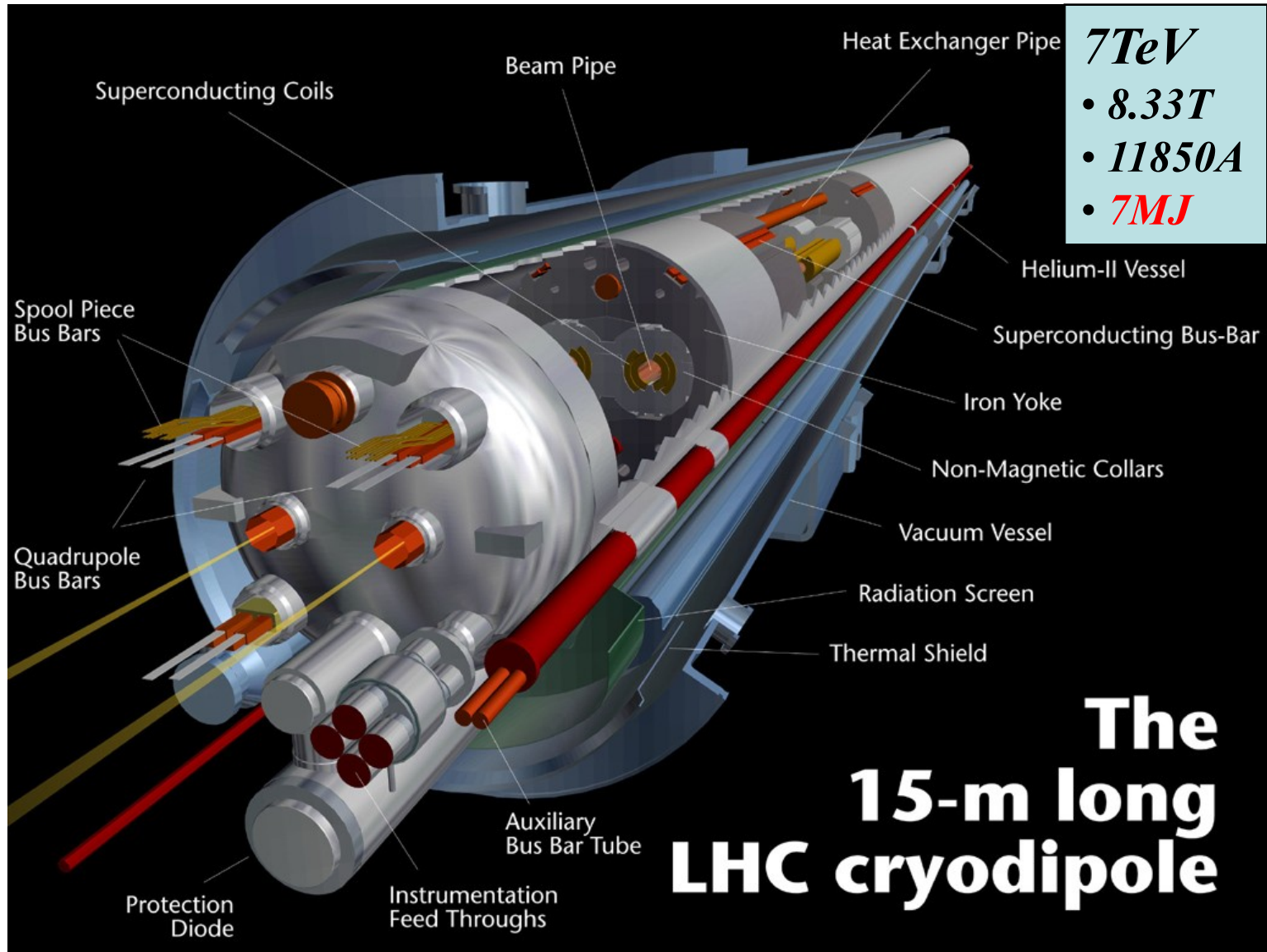


LHC Operation: Magnet Preparation Cycle & Ramp

8 independent sectors, hysteresis effects, saturation & remanence in nc and sc magnets, synchronisation of the power converters, magnet model to describe the transfer functions of every element




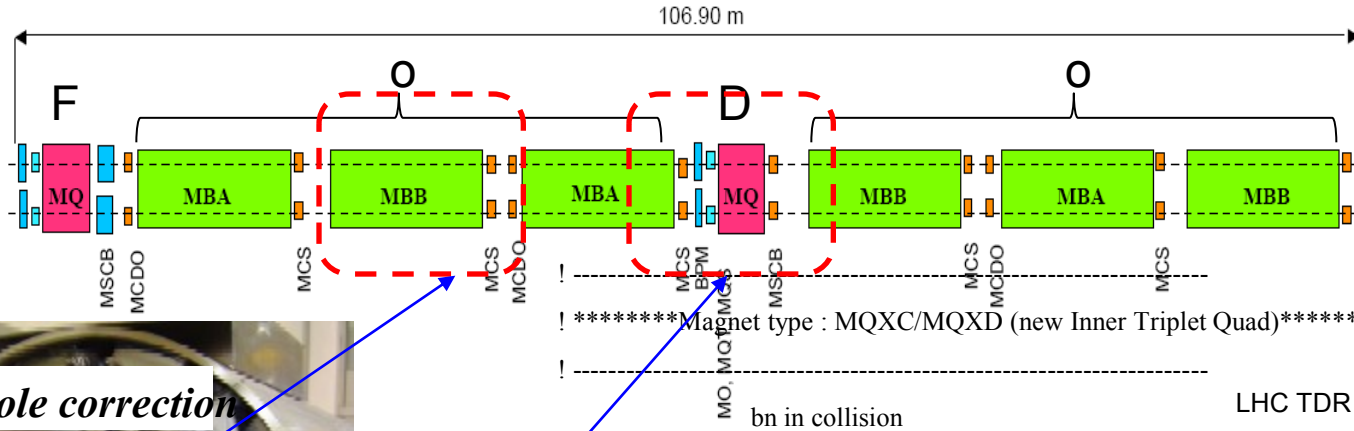
LHC dipoles (1232 of them)



LHC: Basic Layout of the Machine

multipole corrector magnets

2, 6, 8, 10, 12 pol
skew & trim quad, chroma 6pol
landau 8 pole



b1M_MQXCD_col := 0.0000 ;	b1U_MQXCD_col := 0.0000 ;	b1R_MQXCD_col := 0.0000 ;
b2M_MQXCD_col := 0.0000 ;	b2U_MQXCD_col := 0.0000 ;	b2R_MQXCD_col := 0.0000 ;
b3M_MQXC		0.8900 ;
b4M_MQXC		0.6400 ;
b5M_MQXC		0.4600 ;
b6M_MQXC		1.2800 ;
b7M_MQXC		0.2100 ;
b8M_MQXC		0.1600 ;
b9M_MQXC		0.0800 ;
b10M_MQX		= 0.0600 ;
b11M_MQX		= 0.0300 ;
b12M_MQX		= 0.0200 ;
b13M_MQX		= 0.0100 ;
b14M_MQX		= 0.0100 ;
b15M_MQXCD_col := 0.0000 ;	b15U_MQXCD_col := 0.0000 ;	b15R_MQXCD_col := 0.0000 ;

MB: main dipole

MQ: main quadrupole

MQT: Trim quadrupole

MQS: Skew trim quadrupole

MO: Lattice octupole (Landau damping)

MSCB: Normal & Skew sextupole

Orbit corrector dipoles

MCS: Spool piece sextupole

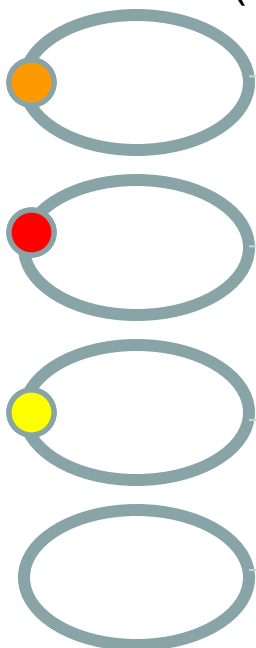
MCDO: Spool piece 8 / 10 pole

BPM: Beam position monitor + diagnostics

LHC Operation: Pre-Accelerators and Injection

BOOSTER (1.4 GeV) → PS (26 GeV) → SPS (450 GeV) → LHC

BOOSTER (4 rings)

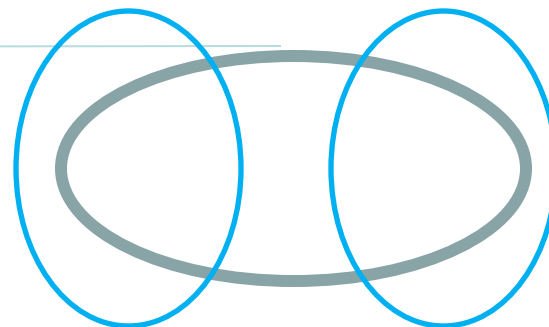


h=1

13/01/2010

1st batch

2nd batch

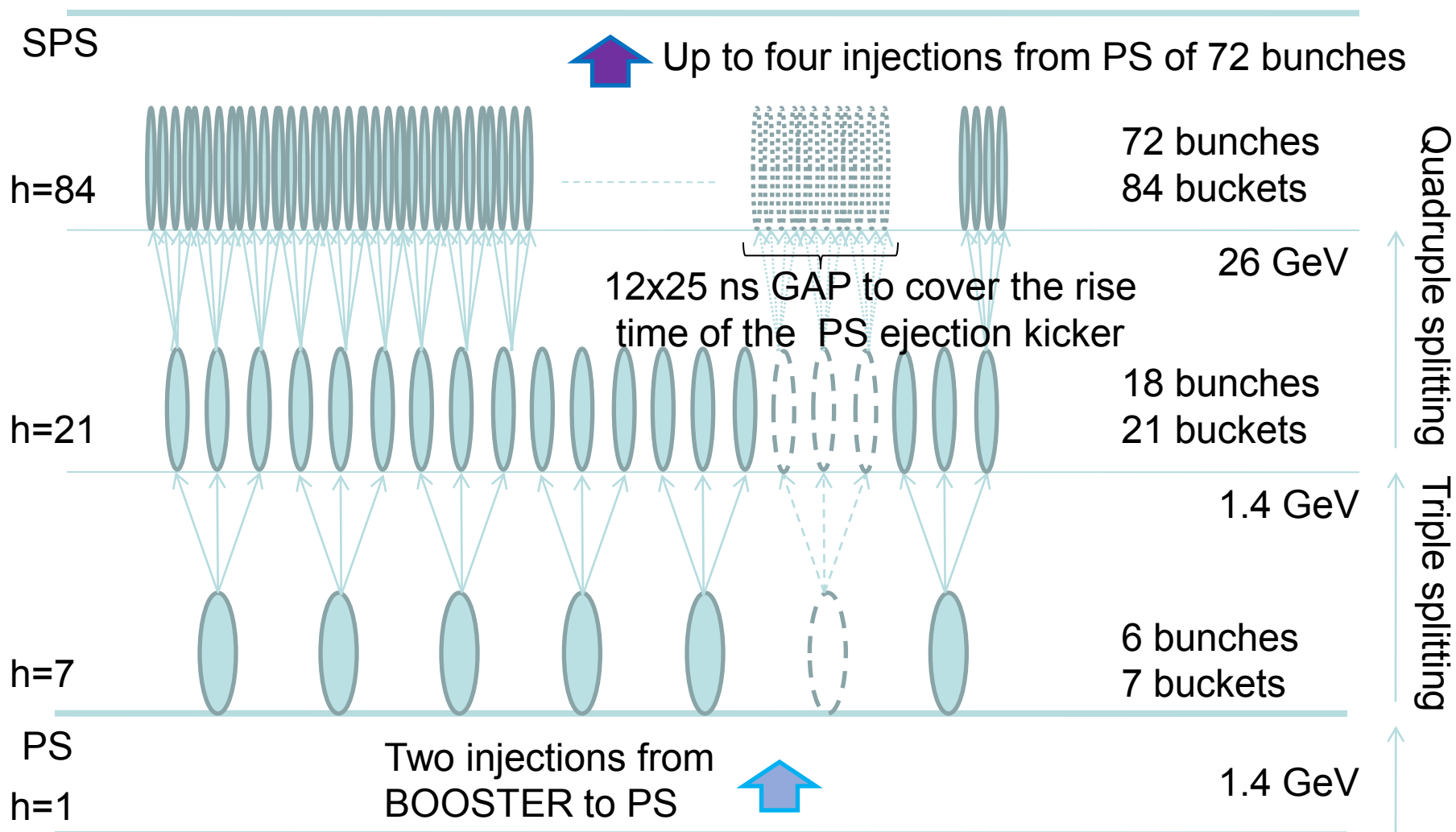


PS

Two injections from
BOOSTER to PS

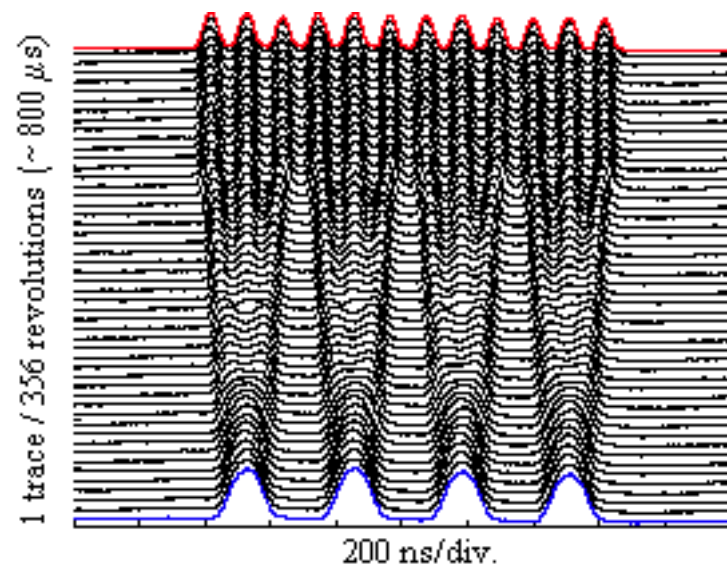
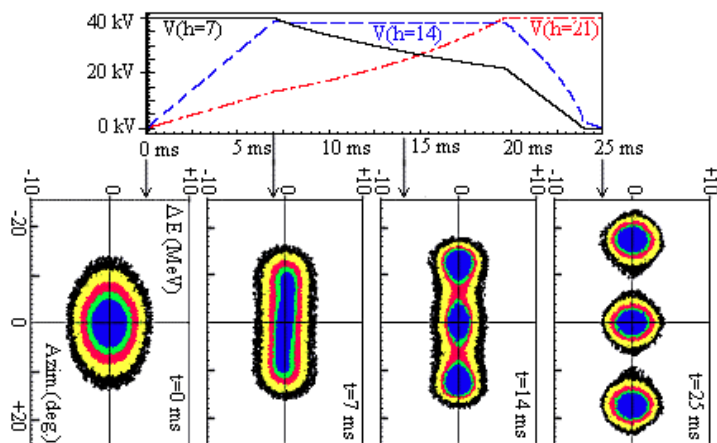
h=7 (6 buckets filled +
1 empty)

LHC Injection: Preparing the Bunch Trains



Beam Injection

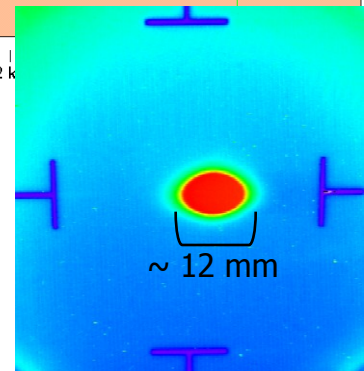
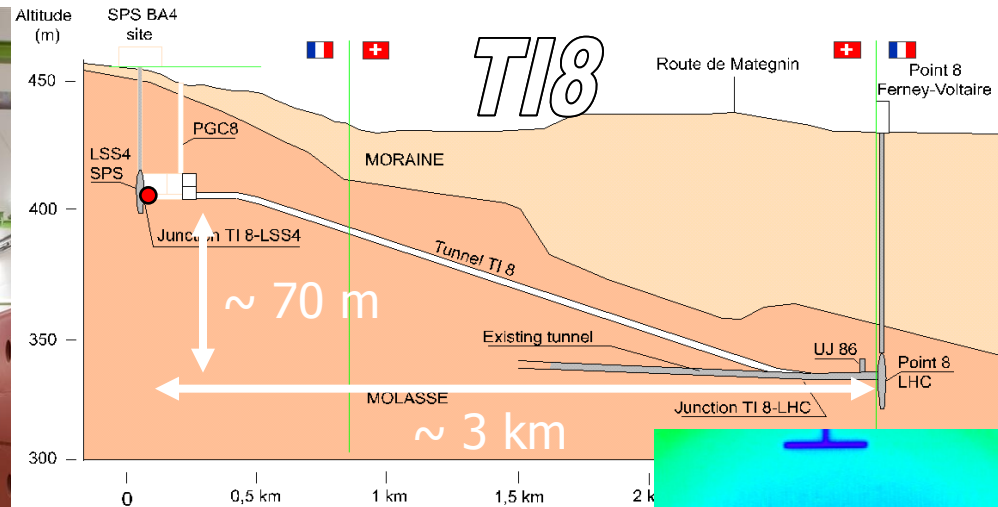
Bunch Splitting in the PS



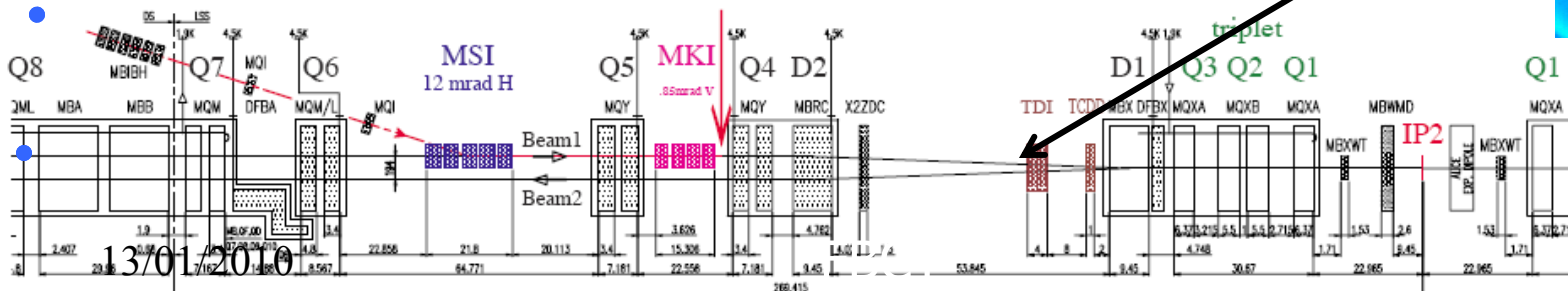
CERN: Linac 2 injection into PSB

$N_p \approx 1.5 \cdot 10^{13}$ protons per bunch, $E_{inj} = 50$ MeV
 $\beta = 0.31$
 $\gamma = 1.05$

Injection mechanism: the transfer lines



LHCINJ.B1

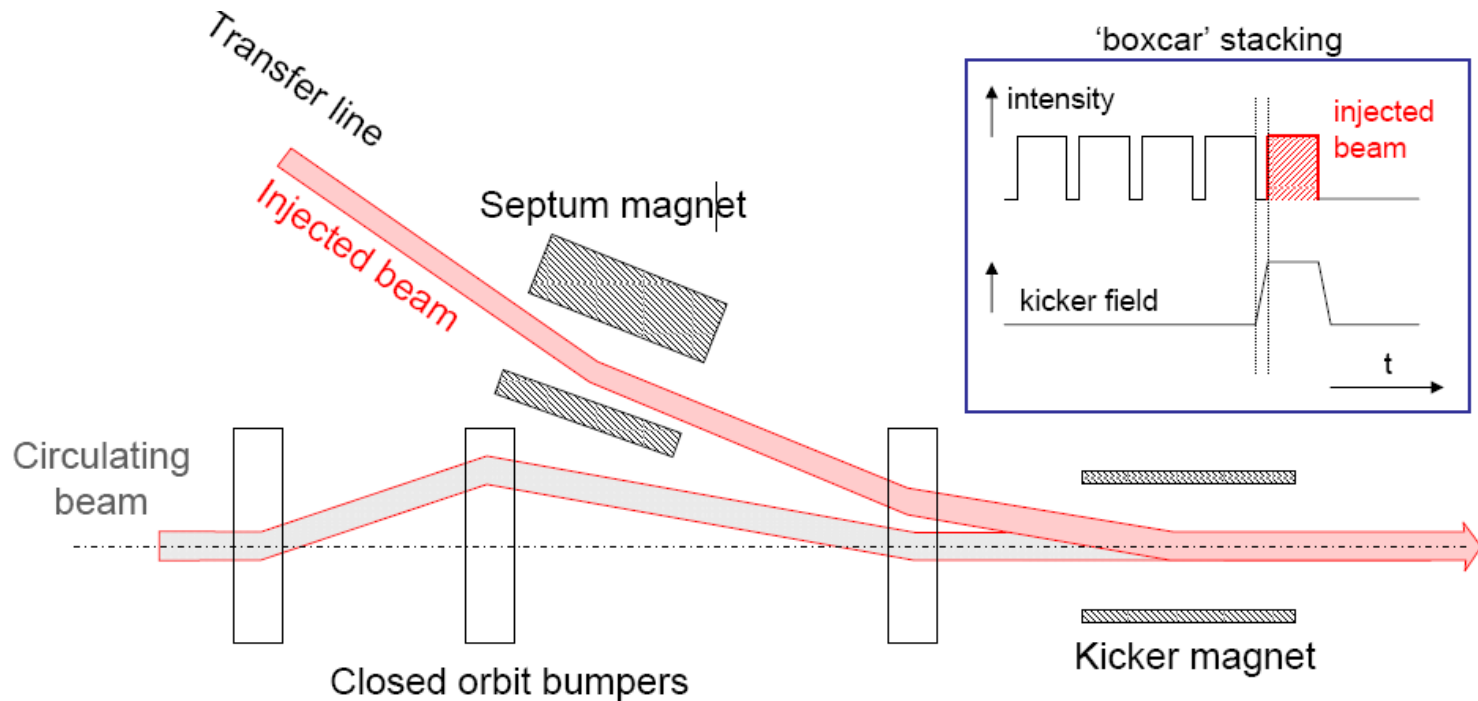


Injection schemes:

Standard Proton Beam ... single turn Injection
Electron Beam "off axis" Injection
Ion Beam "multi turn" injection

Single Turn Injection

Example: LHC, HERA-P



Transferlines & Injection: Errors & Tolerances

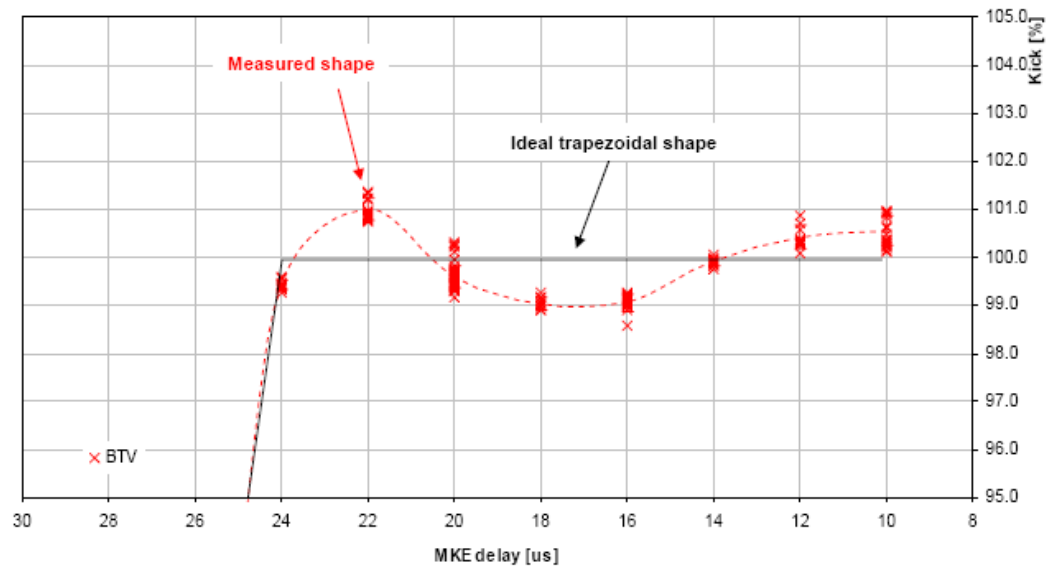
- * *quadrupole strengths* --> "beta beat" $\Delta\beta / \beta$
- * *alignment of magnets* --> orbit distortion in transferline & storage ring
- * *septum & kicker pulses* --> orbit distortion & emittance dilution in storage ring

Example: Error in position Δa :

$$\varepsilon_{new} = \varepsilon_0 * \left(1 + \frac{\Delta a^2}{2}\right)$$

$\Delta a = 0.5 \sigma$

$\rightarrow \varepsilon_{new} = 1.125 * \varepsilon_0$



Kicker "plateau" at the end of the PS - SPS transferline measured via injection - oscillations

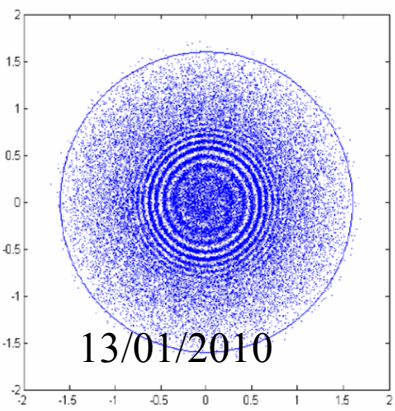
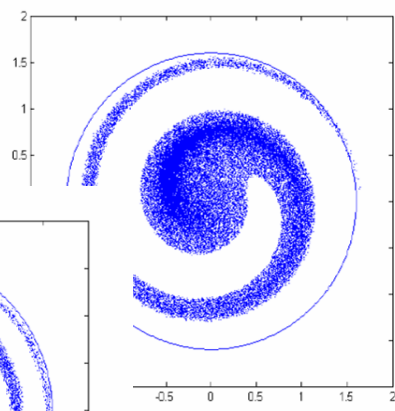
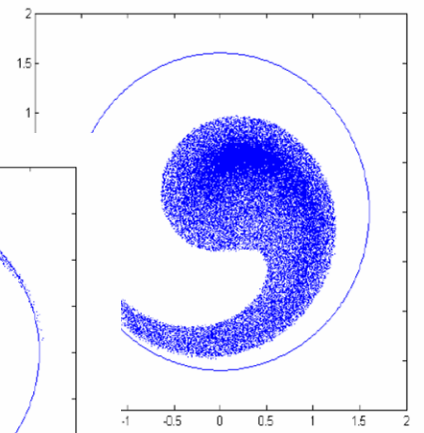
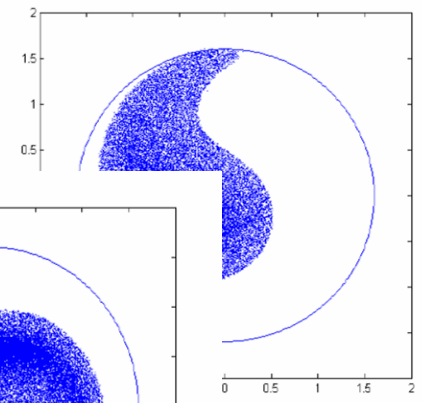
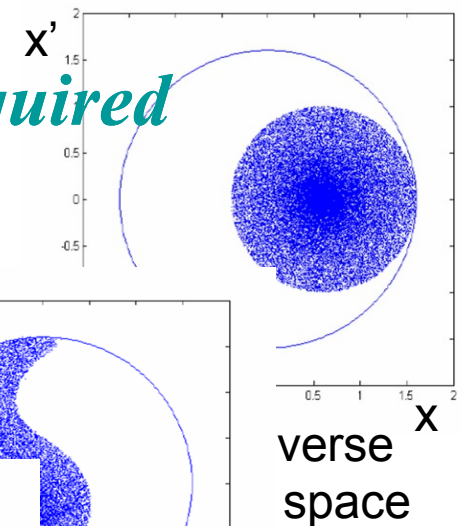
LHC Injection: Again ... high accuracy required

Filamentation

Injection errors (position or angle) dilute the beam emittance

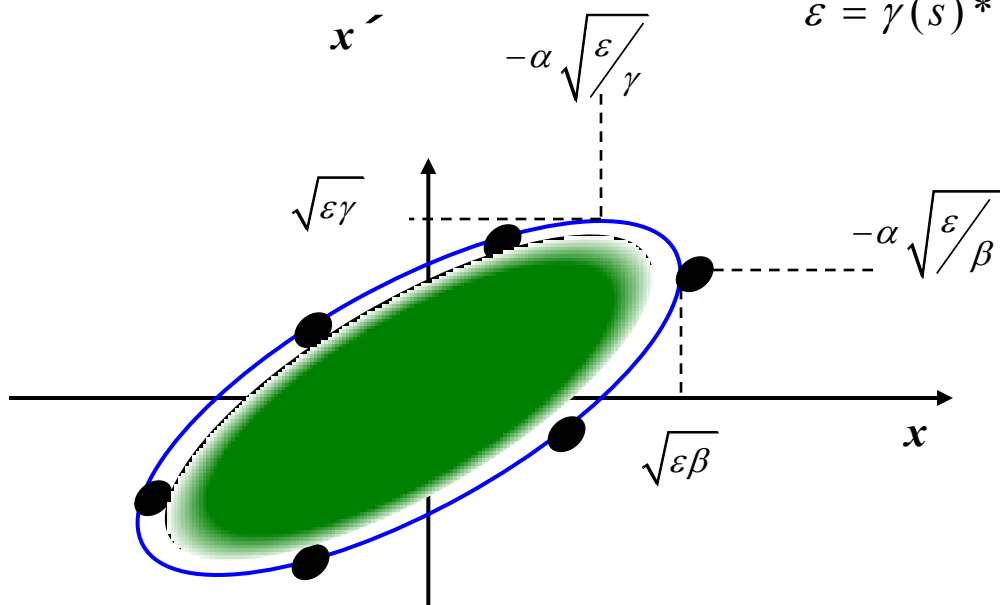
Non-linear effects (e.g. magnetic field multipoles) introduce distort the harmonic oscillation and lead to amplitude dependent effects into particle

Over many turns the amplitude of the harmonic oscillation is found to increase.

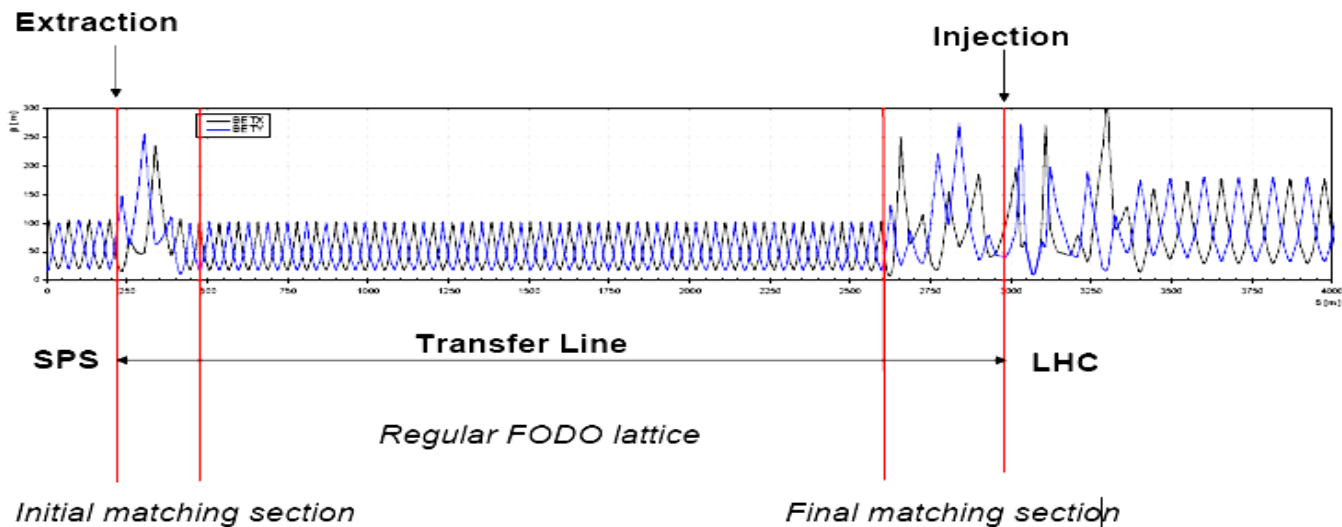


LHC Injection: remember the phase space

$$\varepsilon = \gamma(s) * x^2(s) + 2\alpha(s)x(s)x'(s) + \beta(s)x'(s)^2$$



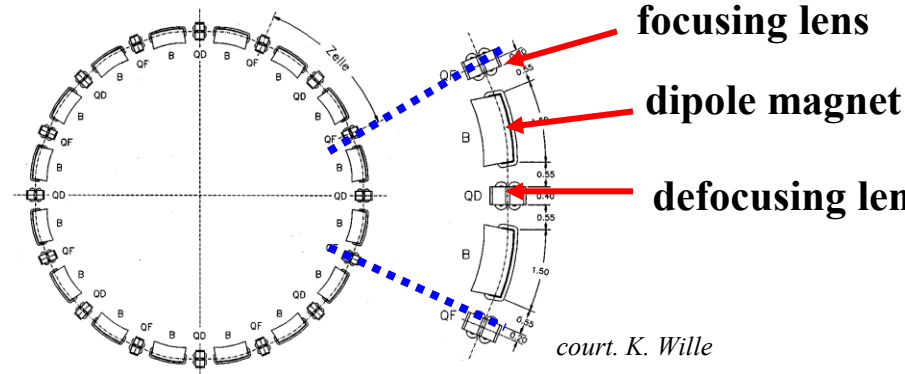
Injected Beam has to be matched to the optics of the storage ring



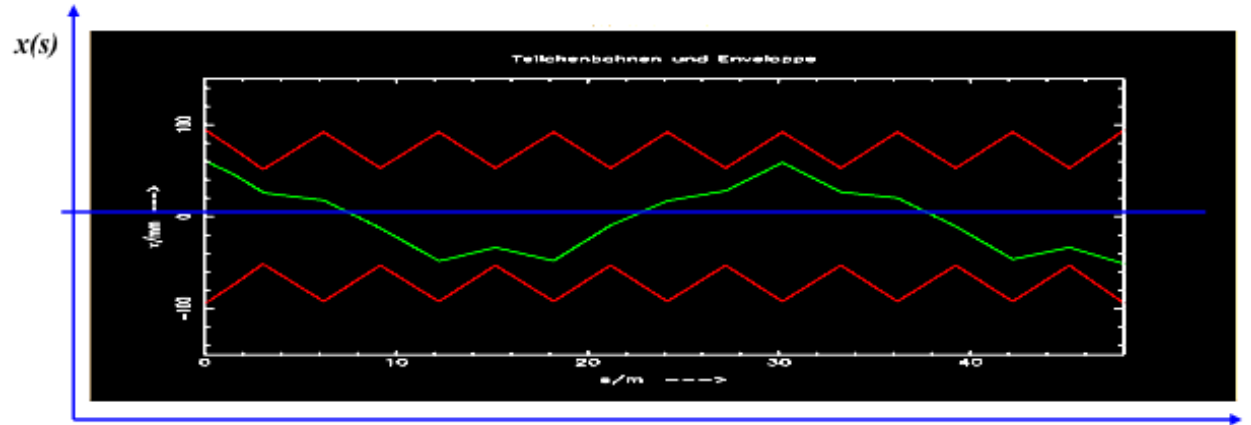
LHC First Turn Steering

$$M_{total} = M_{QF} * M_D * M_{QD} * M_{Bend} * M_D * \dots$$

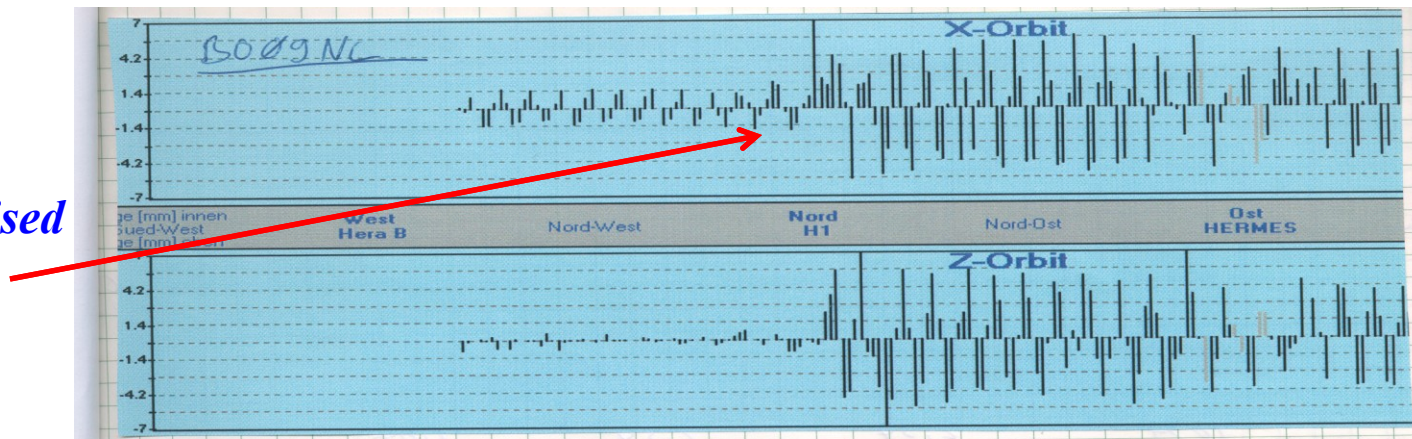
$$\begin{pmatrix} x \\ x' \end{pmatrix}_{s_2} = M(s_2, s_1) * \begin{pmatrix} x \\ x' \end{pmatrix}_{s_1}$$



in theory
nice harmonic oscillation



in reality:
effect of many localised orbit distortions

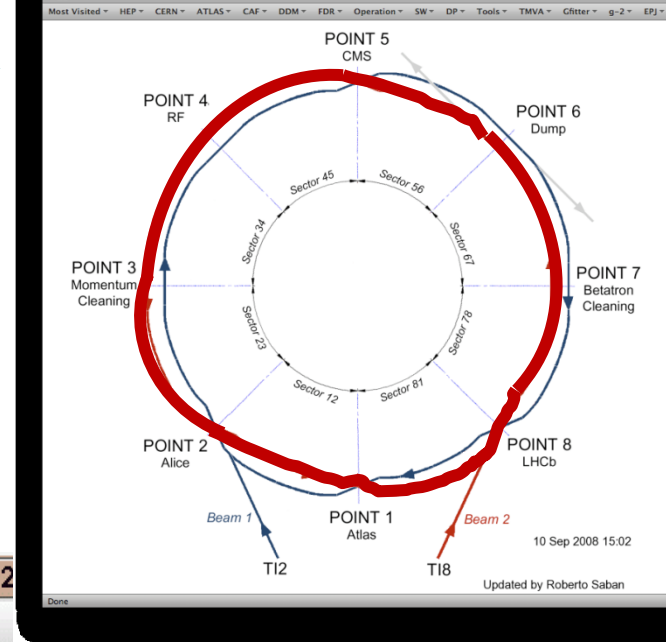


-> correct

LHC Operation: Beam Commissioning

First turn steering "by sector:"

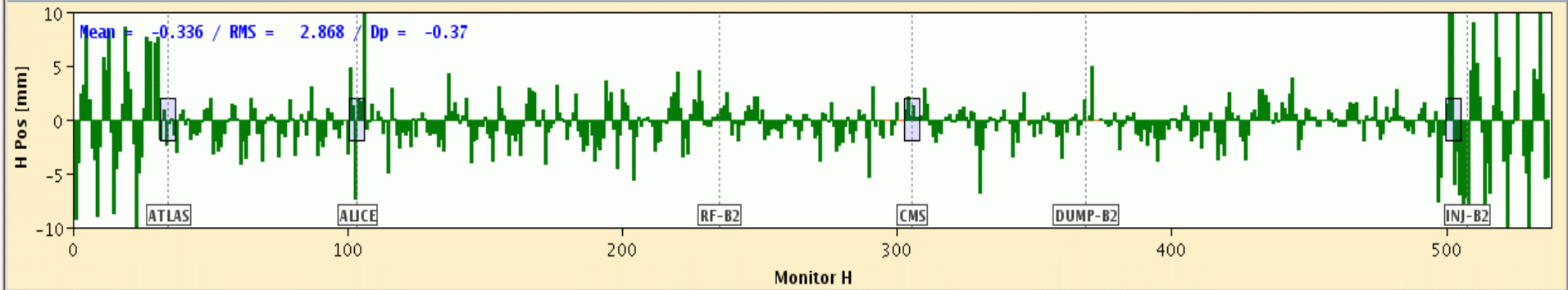
- One beam at the time
- Beam through 1 sector (1/8 ring), correct trajectory, open collimator and move on.



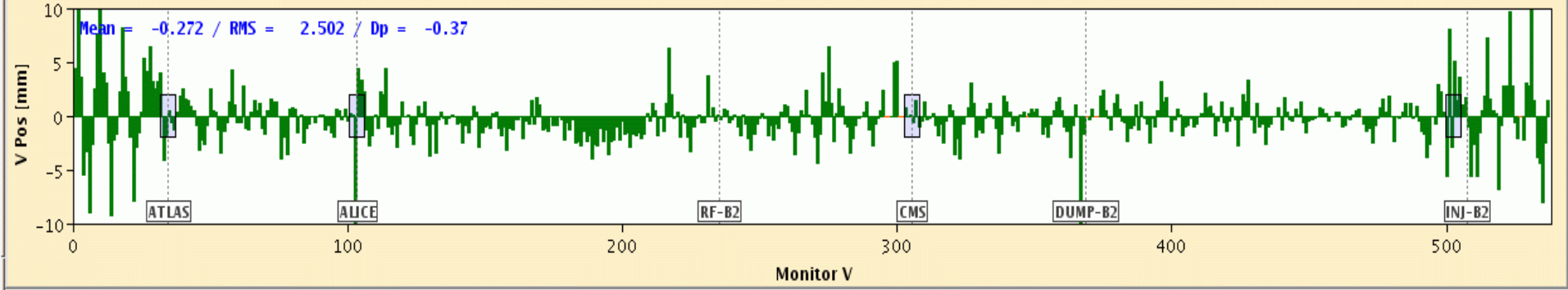
YASP DV LHCRING / INJ-TEST-NB / beam 2

Views [Icons] More [Icons]

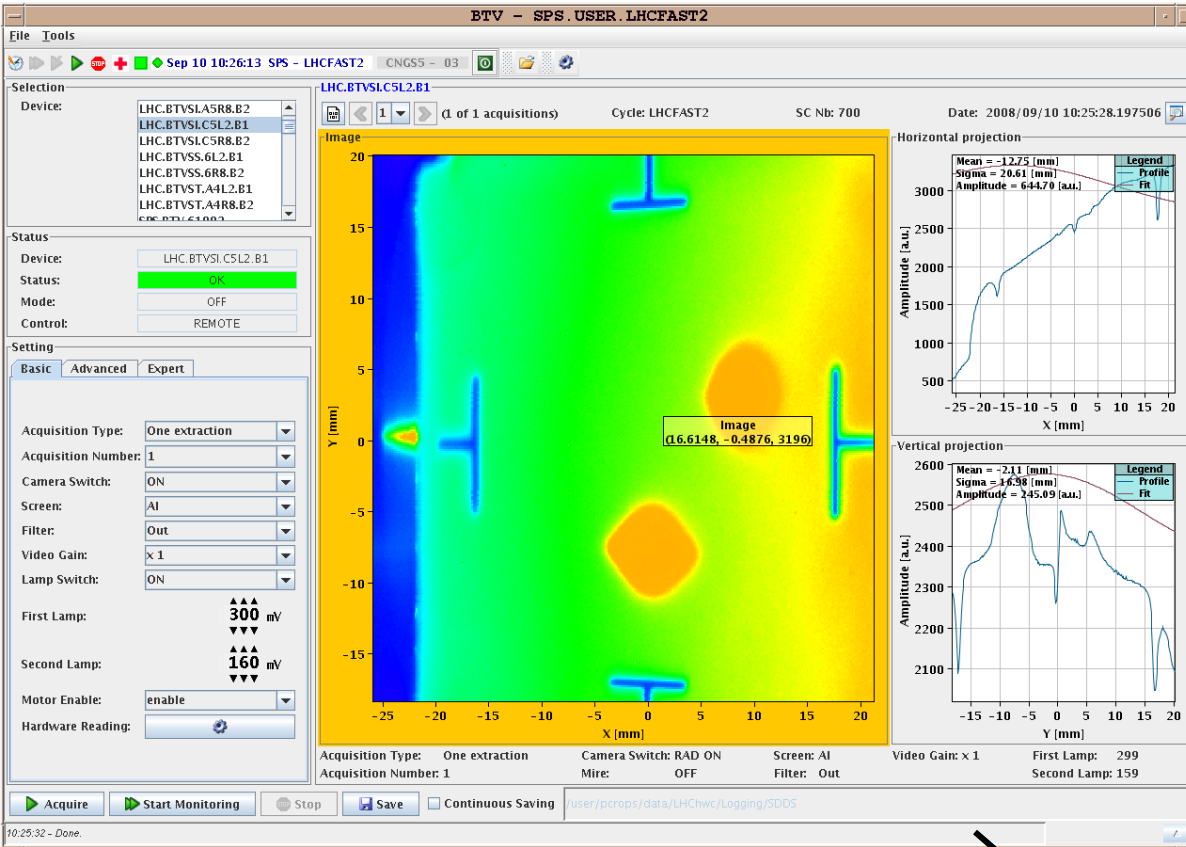
FT - P 450.12 GeV/c - Fill # 830 INJPROT - 10/09/08 15-01-58



FT - P 450.12 GeV/c - Fill # 830 INJPROT - 10/09/08 15-01-58

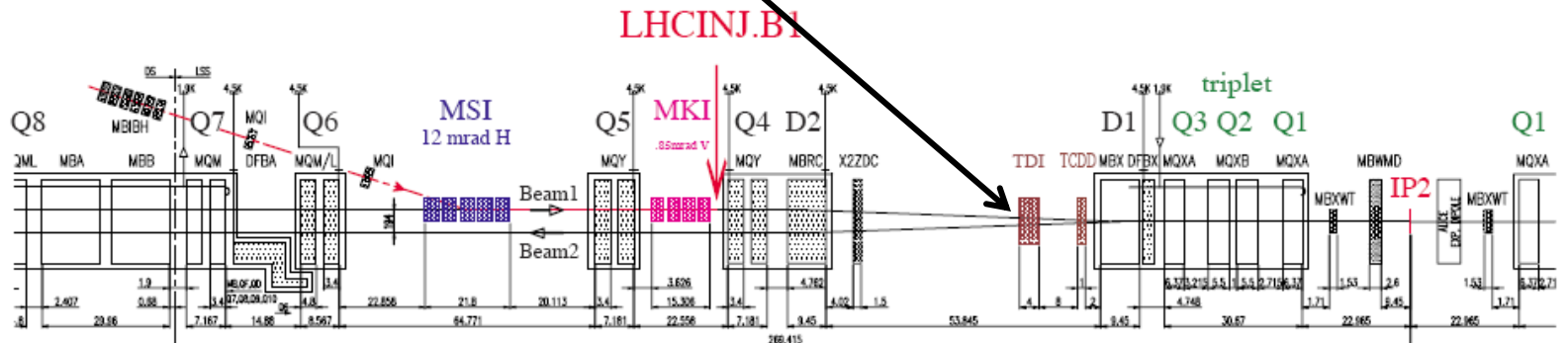


LHC Operation: the First Turn

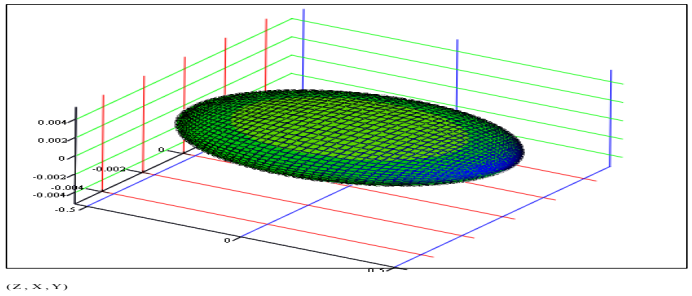


*Beam 1 on OTR screen
1st and 2nd turn*

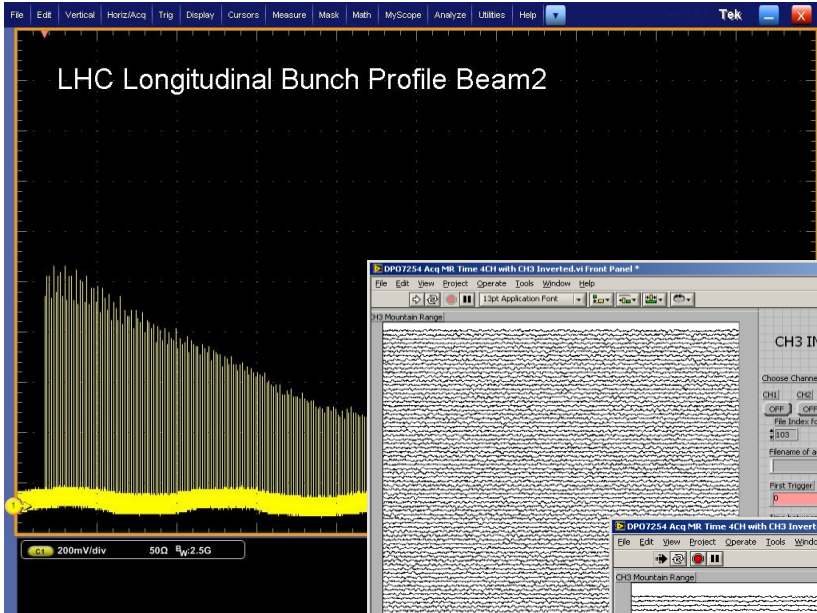
*Correct x, x' ,
 y, y'
to obtain the **Closed Orbit***



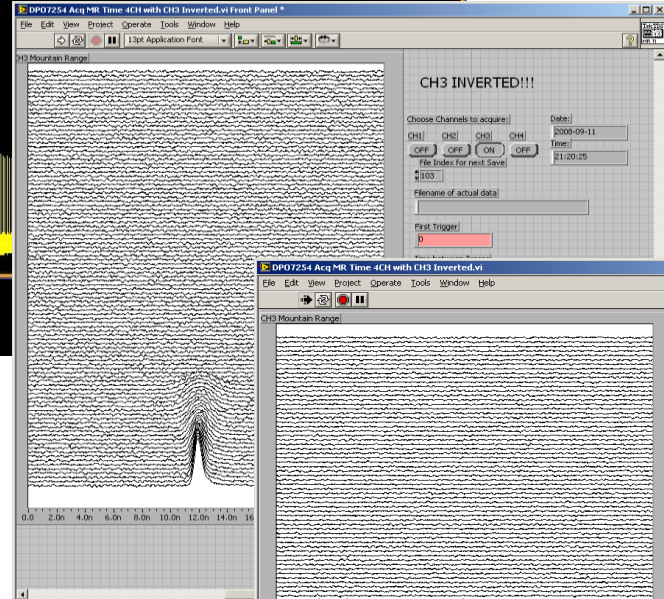
LHC Commissioning: RF



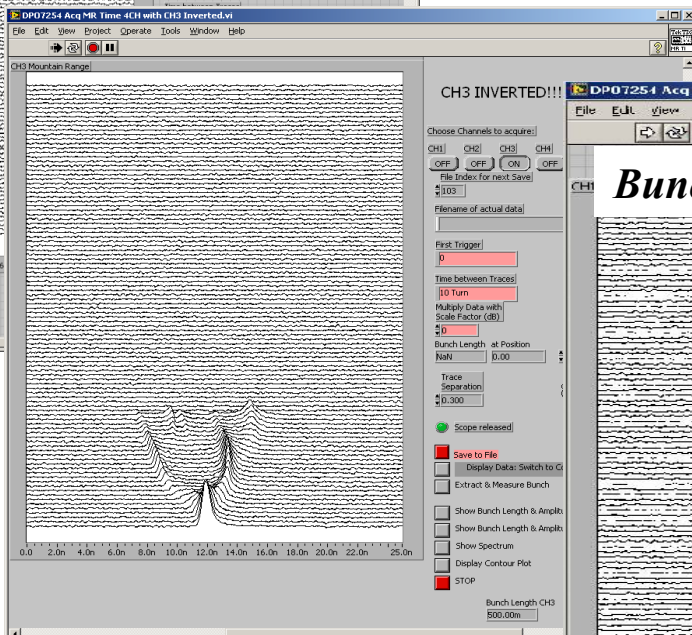
a proton bunch: focused longitudinal by the RF field



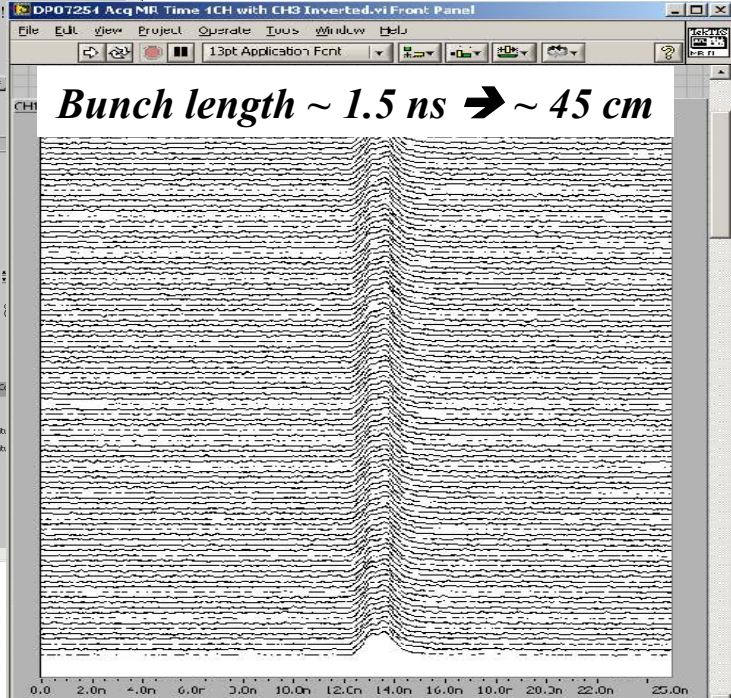
RF off



RF on, phase optimisation

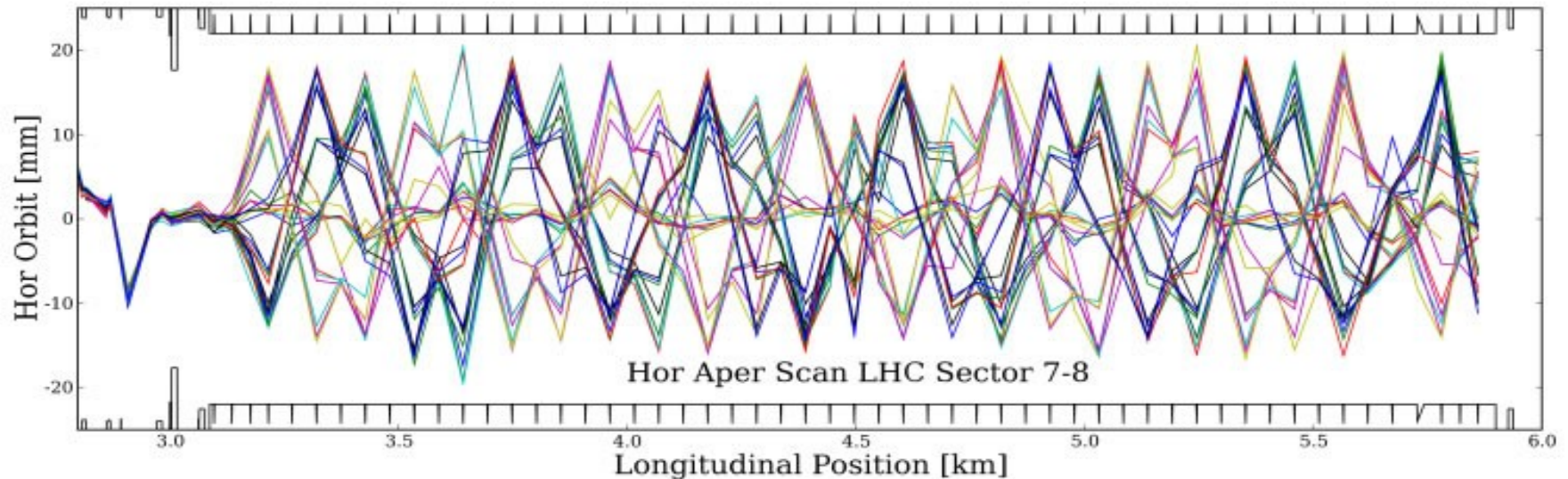
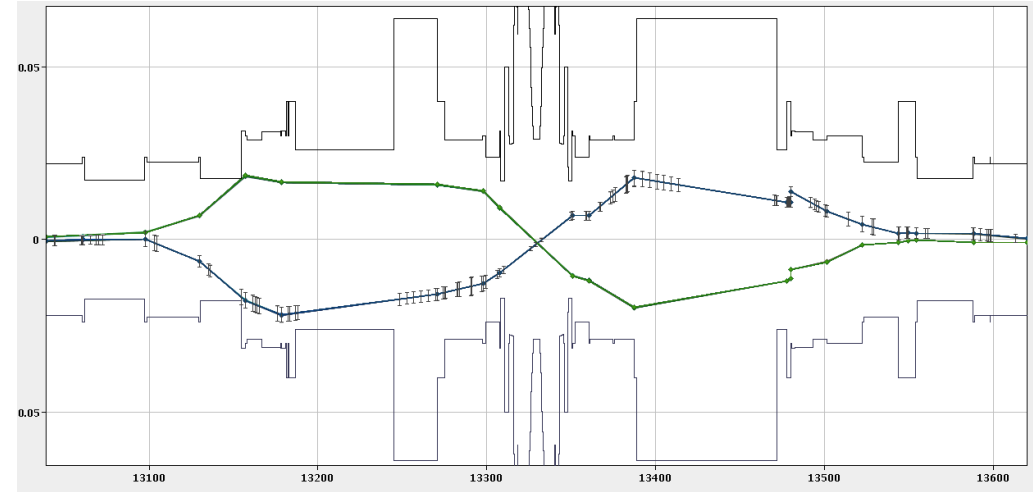
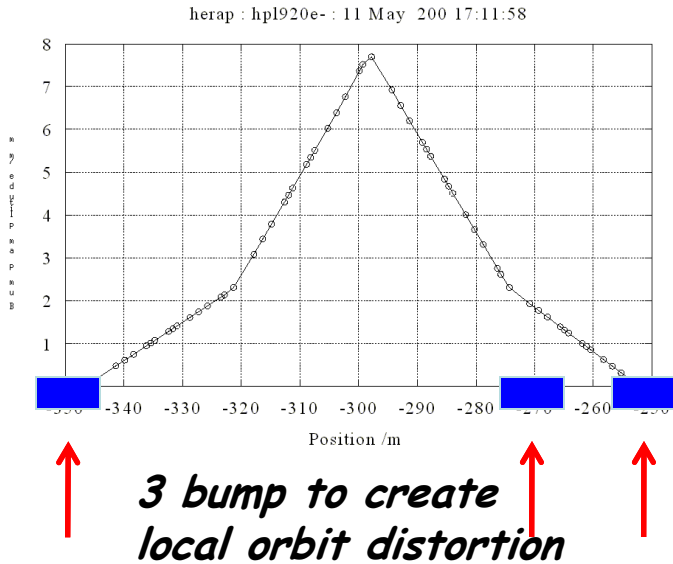


RF on, phase adjusted, beam captured



LHC Operation: Aperture Scans

Apply closed orbit bumps until losses indicate the aperture limit
... what about the *beam size* ?



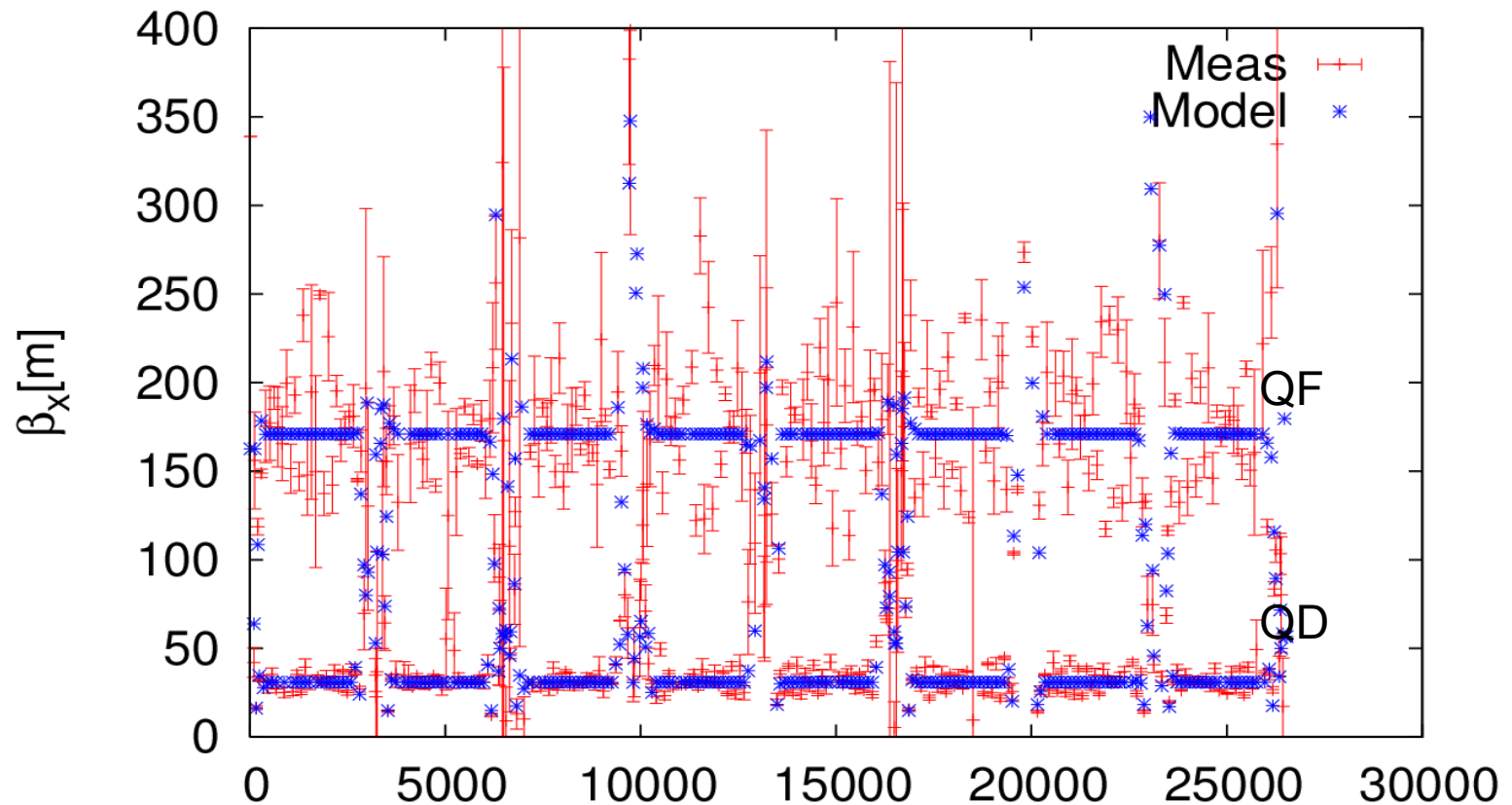
LHC Operation: the First Beam

Measurement of β :

$$\Delta\beta(s_0) = \frac{\beta_0}{2 \sin 2\pi Q} \int_{s_1}^{s_1+l} \beta(s_1) \Delta K \cos(2|\psi_{s_1} - \psi_{s_0}| - 2\pi Q) ds$$

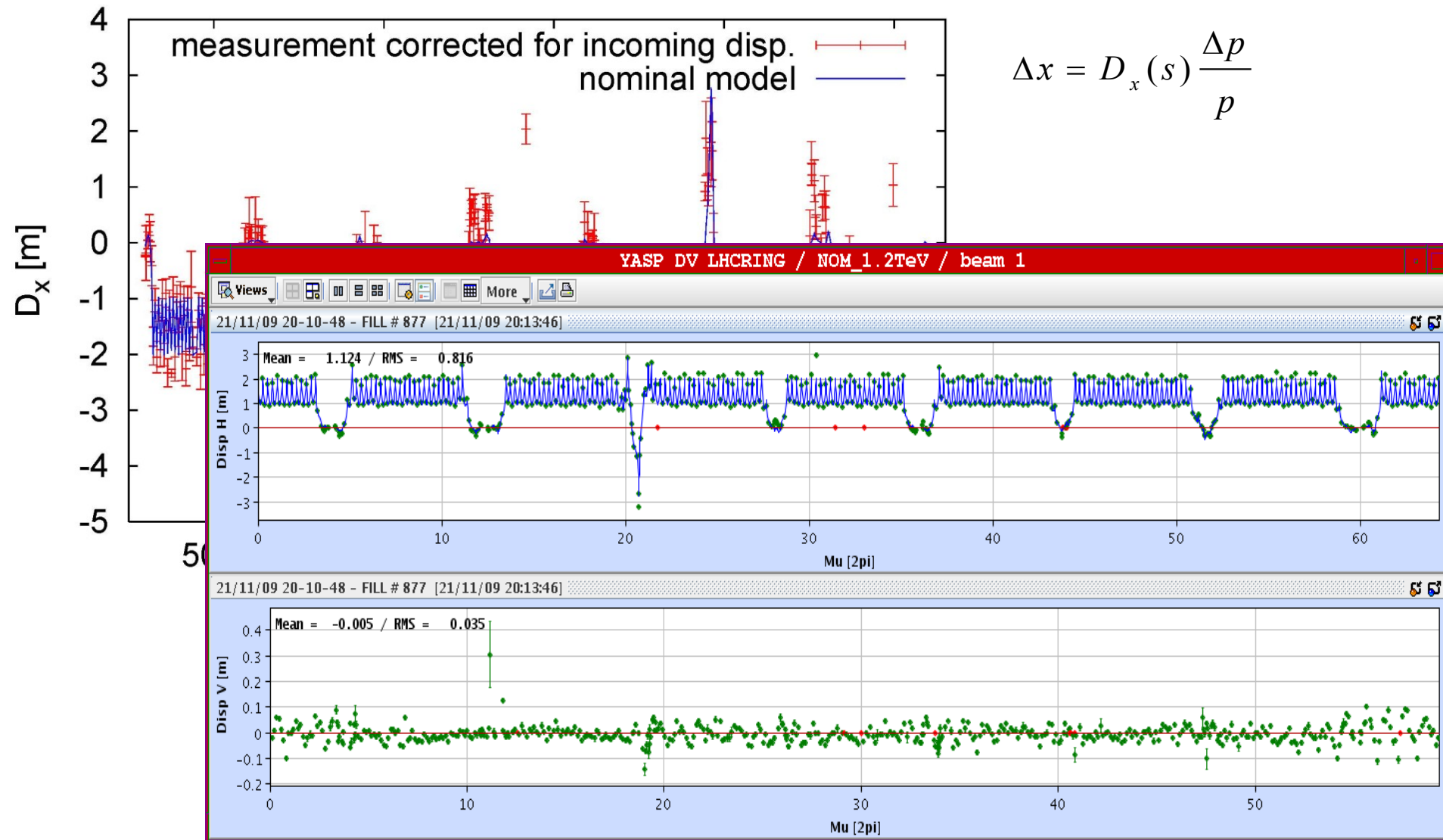
$$\Delta\beta / \beta = 50 \%$$

LHCB2, 90 turns (12/09/08 12:38:16)



LHC Operation: the First Beam

Dispersion Measurement



Luminosity optimization

$$L = \frac{N_1 N_2 f_{rev} N_b}{2\pi \sqrt{\sigma_{1x}^2 + \sigma_{2x}^2} \sqrt{\sigma_{1y}^2 + \sigma_{2y}^2}} F \cdot W$$

N_i = number of protons/bunch

N_b = number of bunches

f_{rev} = revolution frequency

σ_{ix} = beam size along x for beam i

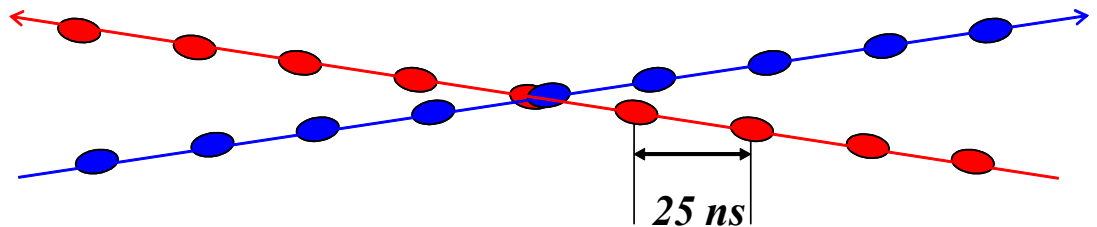
σ_{iy} = beam size along y for beam i

F is a pure **crossing angle (Φ)** contribution:

$$F = \frac{1}{\sqrt{1 + 2 \frac{\sigma_s^2}{\sigma_{1x}^2 + \sigma_{2x}^2} \tan^2 \frac{\phi}{2}}}$$

← $F_{LHC} = 0.836$

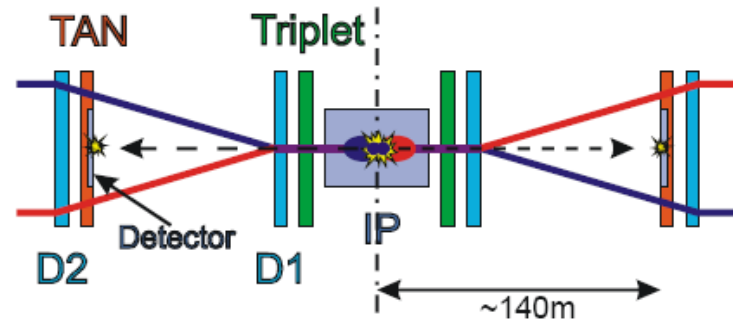
... cannot be avoided



W is a pure beam offset contribution.

... can be avoided by careful tuning

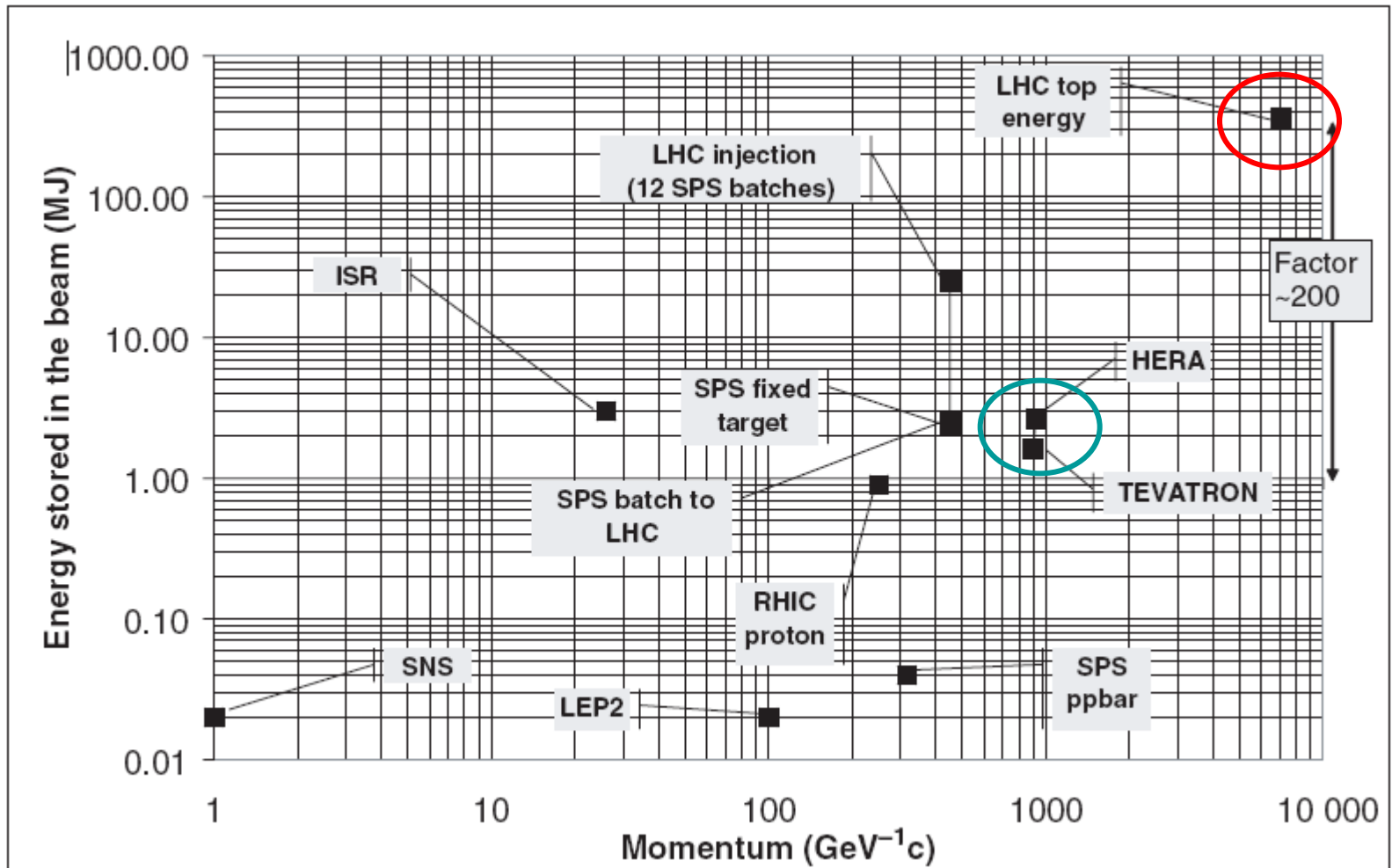
$$W = e^{-\frac{(d_2 - d_1)^2}{2(\sigma_{x1}^2 + \sigma_{x2}^2)}}$$



LHC Operation:

Machine Protection & Safety

Energy Stored in the Beam of different Storage Rings




LHC Operation:

Machine Protection & Safety

Energy stored in magnet system	10	GJ
Energy stored in one main dipole circuit	1.1	GJ
Energy stored in one beam	362	MJ

Enough to melt 500 kg of copper

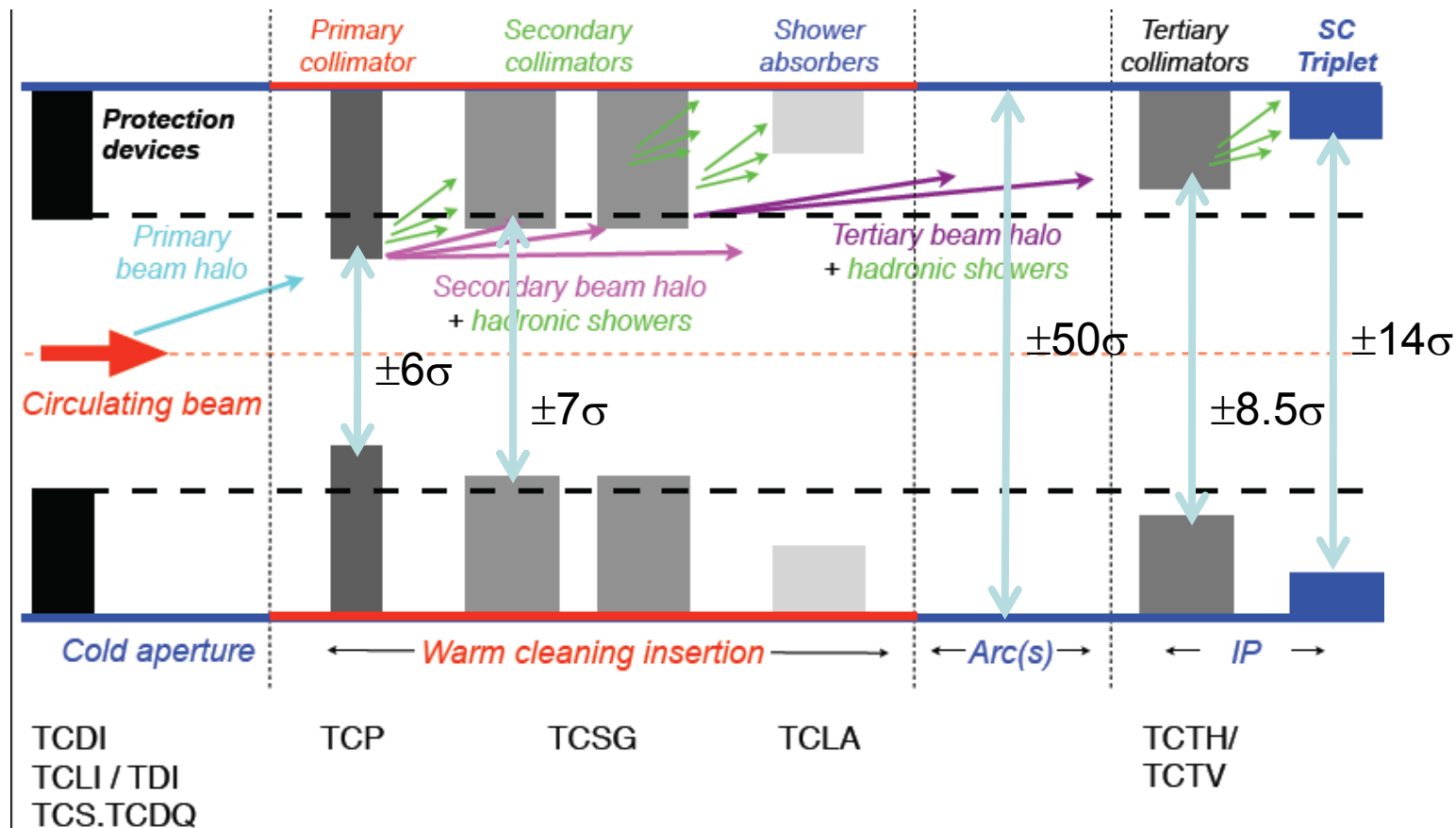


$2 \cdot 10^{12}$ $4 \cdot 10^{12}$ $8 \cdot 10^{12}$ $6 \cdot 10^{12}$

450 GeV p Strahl



LHC Aperture and Collimation



Settings @7TeV and $\beta^*=0.55$ m

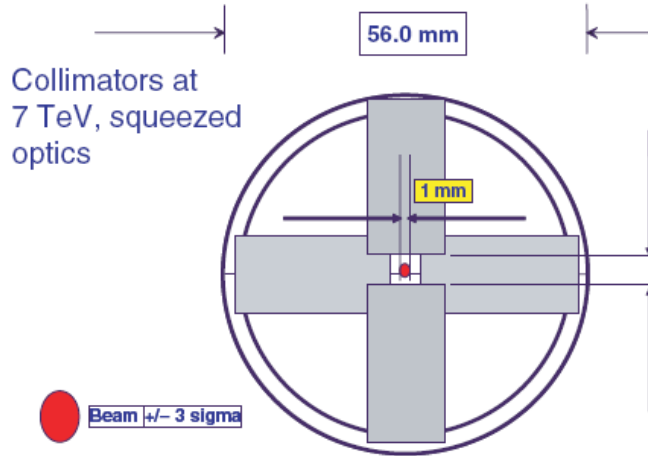
Beam size (σ) = 300 μ m (@arc)

Beam size (σ) = 17 μ m (@IR1, IR5)

LHC Operation:

Machine Protection & Safety

... *Komponenten des Machine Protection Systems* :



beam loss monitors

QPS

permit server

orbit control

power supply control

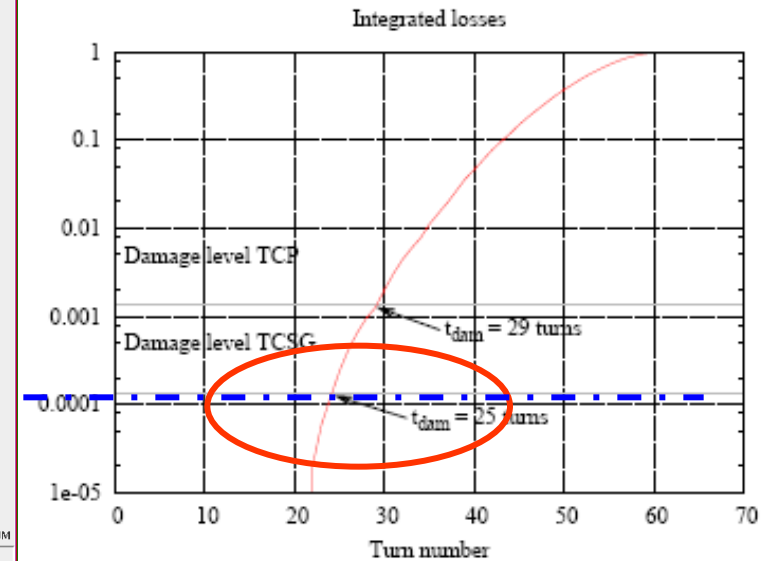
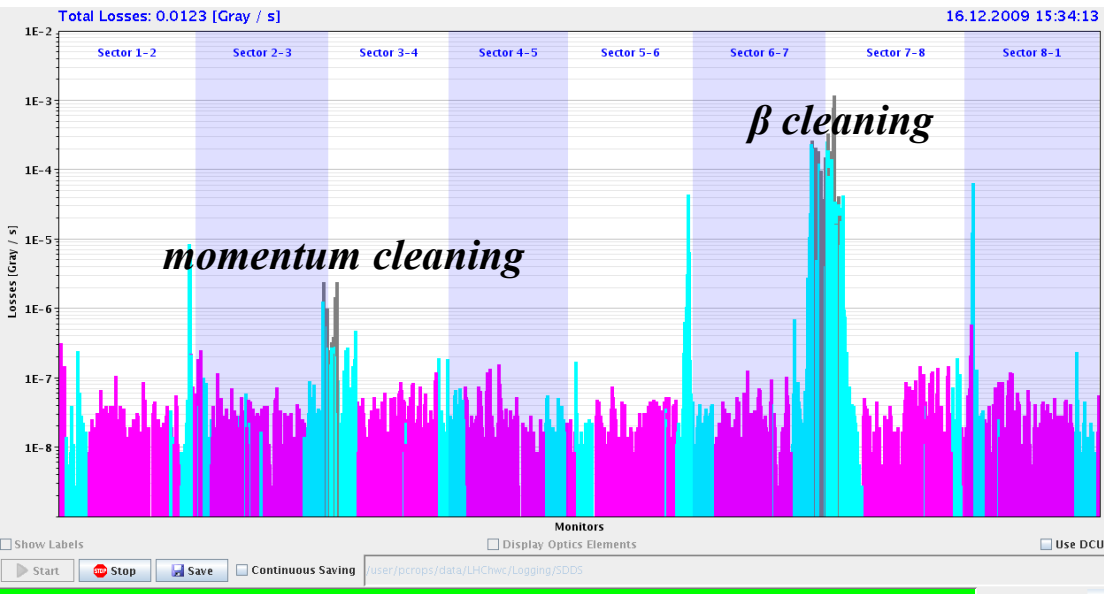
collimators

online on beam check of all (?)

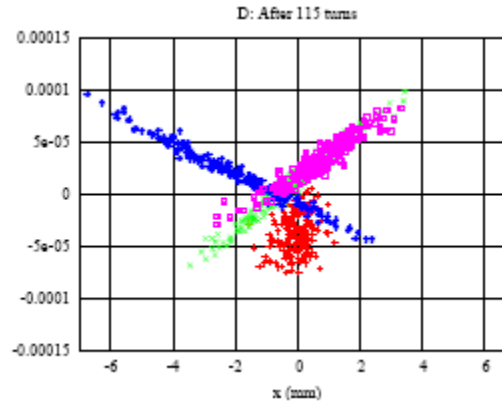
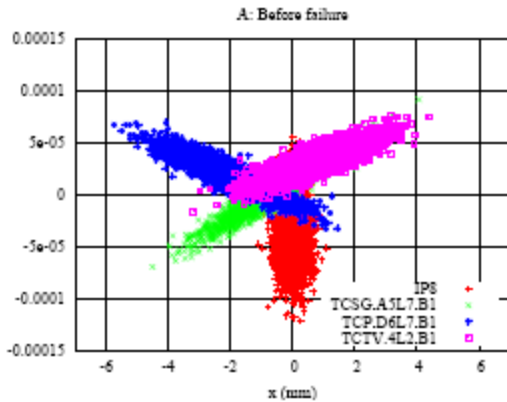
hardware components

a fast dump

the gaussian beam profile



LHC Operation: Machine Protection & Safety



*What will happen in case of **Hardware Failure***

*Phase space deformation in case of failure of RQ4.LR7
(A. Gómez)*

Short Summary of the studies:

quench in sc. arc dipoles: $\tau_{loss} = 20 - 30 \text{ ms}$

BLM system reacts in time, QPS is not fast enough

quench in sc. arc quadrupoles: $\tau_{loss} = 200 \text{ ms}$

BLM & QPS react in time

failure of nc. quadrupoles: $\tau_{det} = 6 \text{ ms}$

$\tau_{damage} = 6.4 \text{ ms}$

failure of nc. dipole:

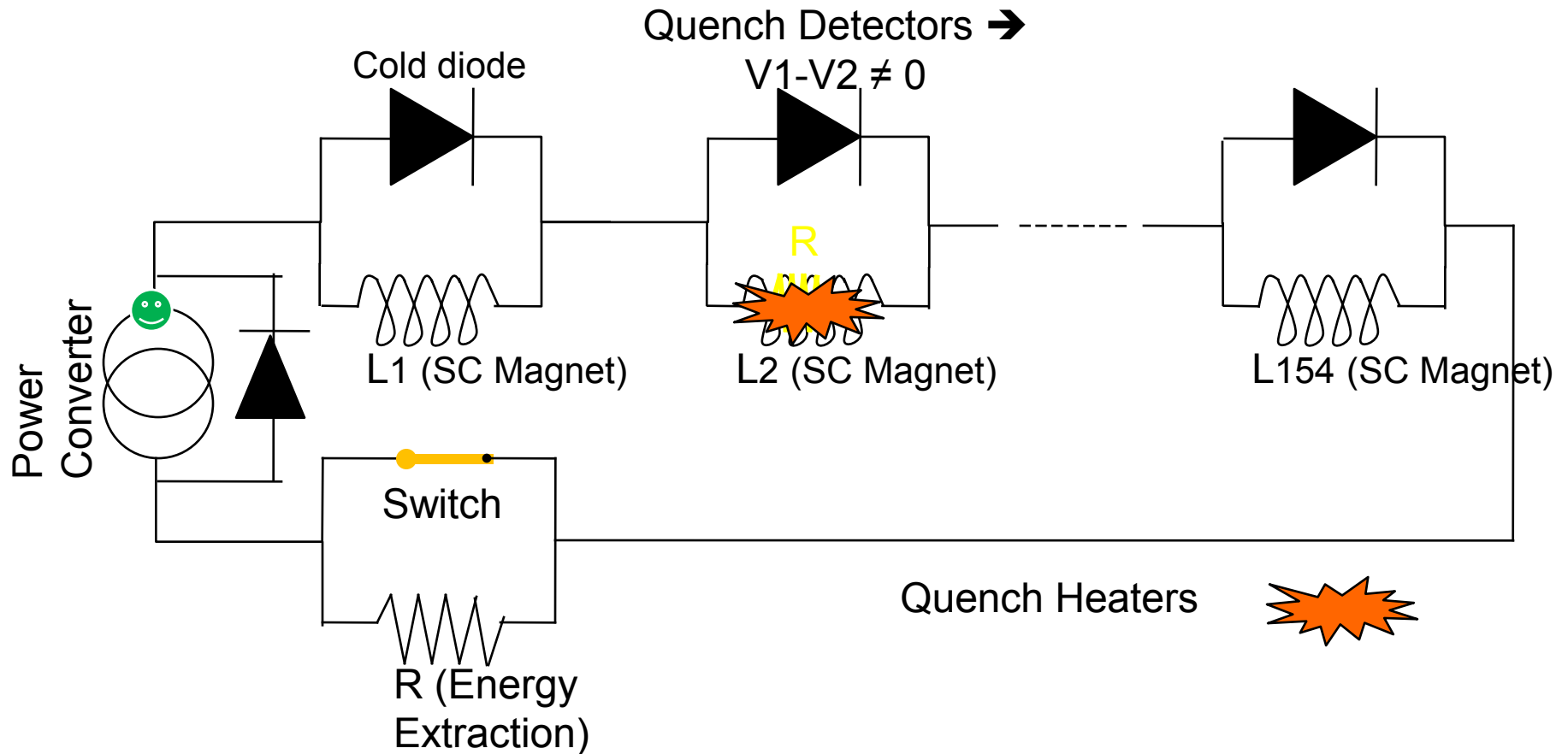
$\tau_{damage} = 2 \text{ ms}$

→ FMCM installed

Energy stored in the magnets: 10 GJ

Quench Protection System

Schematics of the QPS in the main dipoles of a sector



Energy stored in the magnets: quench

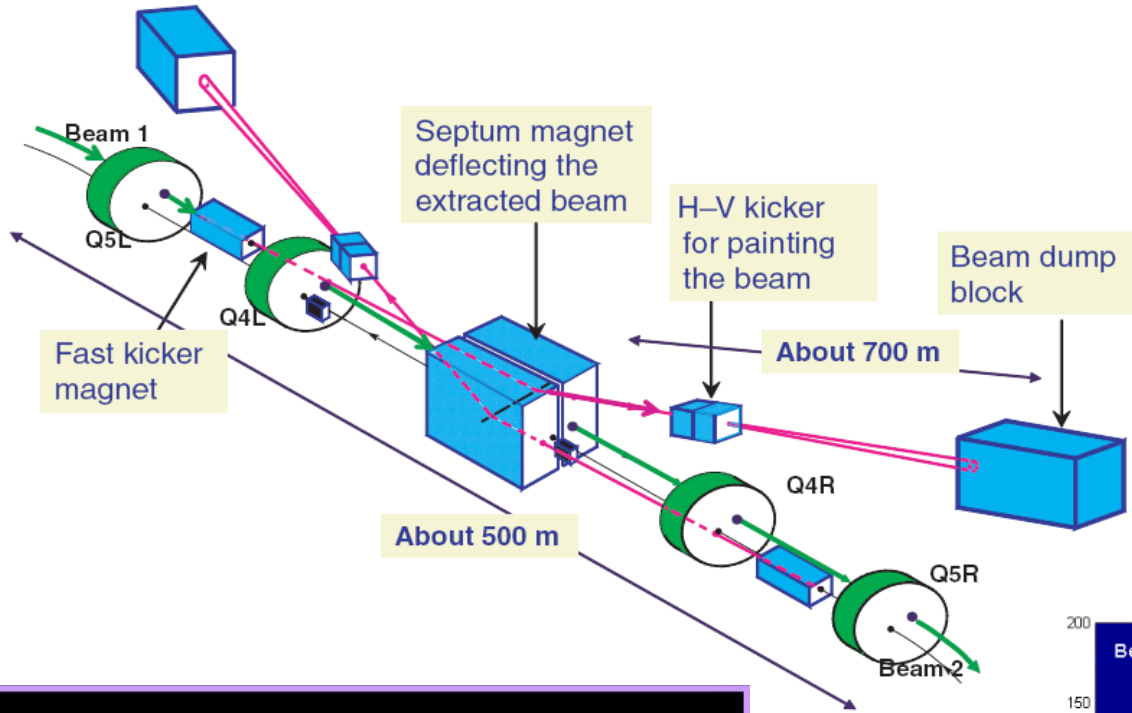
If not fast and safe ...

Quench in a magnet

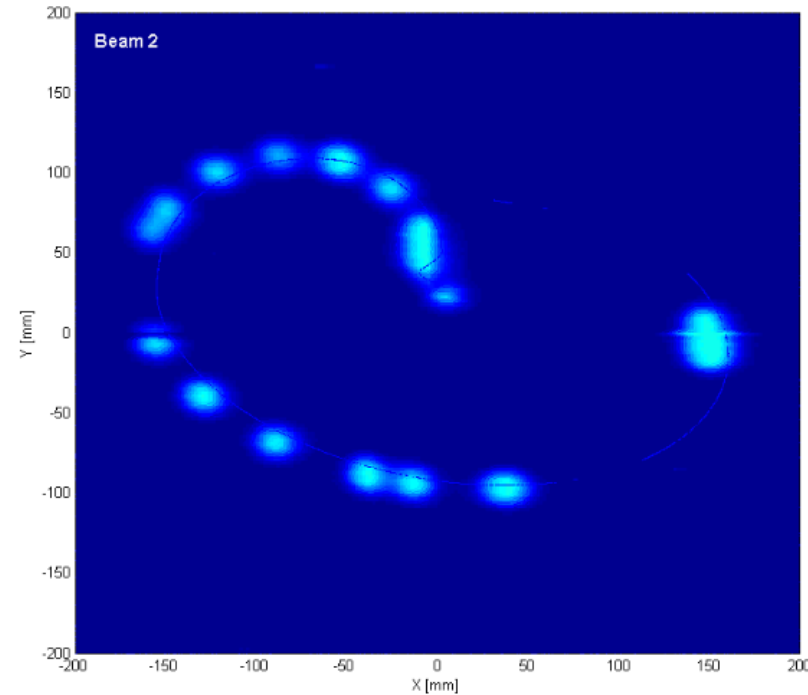
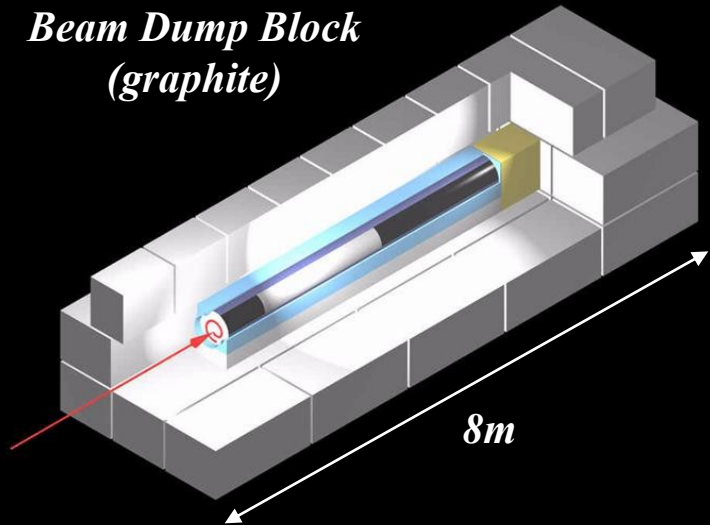


During magnet test campaign, the **7 MJ** stored in one magnet were released into one spot of the coil (inter-turn short)

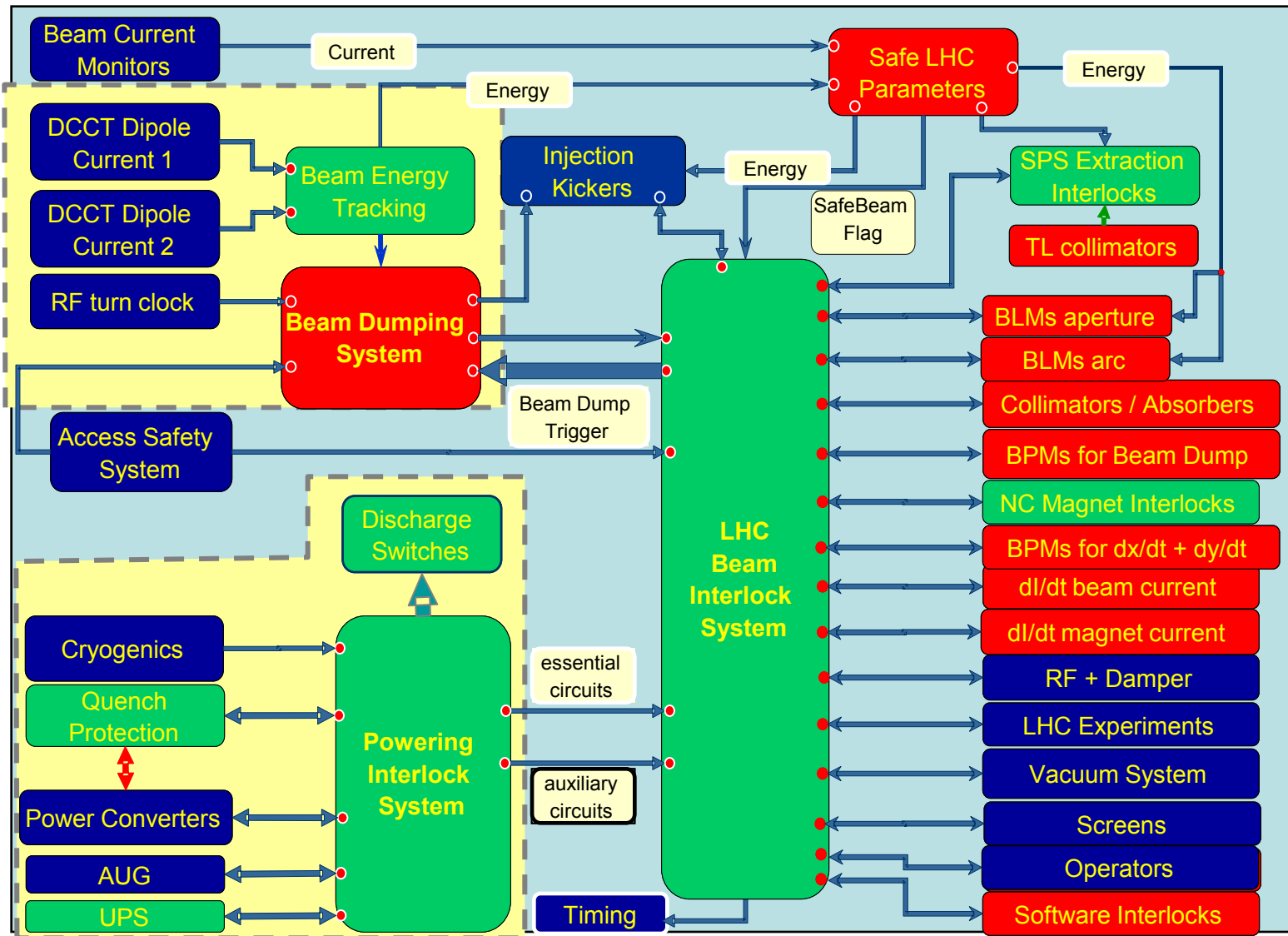
LHC Operation: Dump System



*Beam Dump Block
(graphite)*



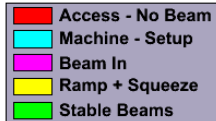
LHC Operation: Machine Protection & Safety



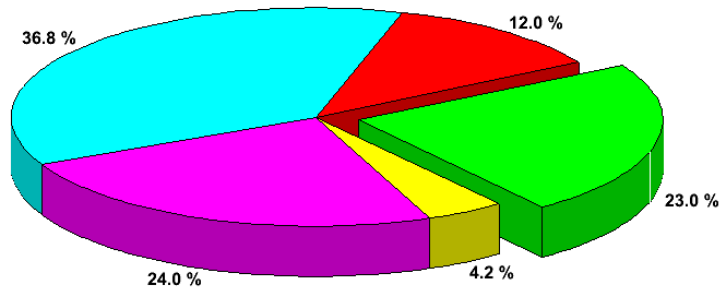
... no comment

LHC Operation where are we ?

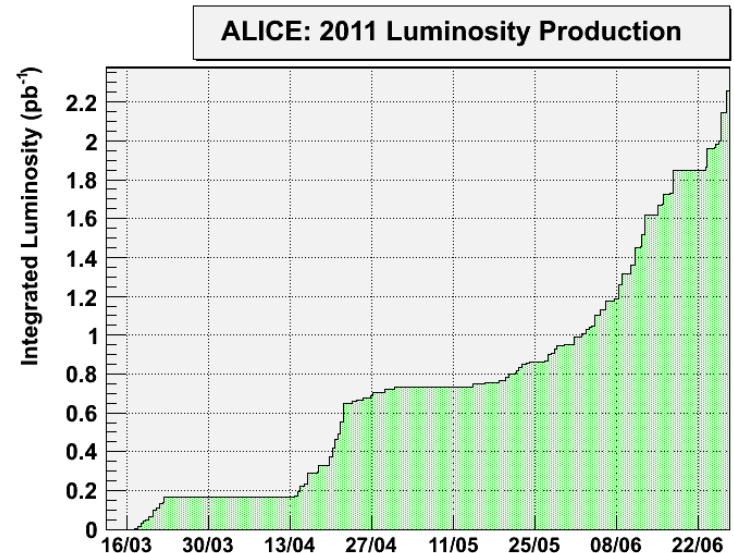
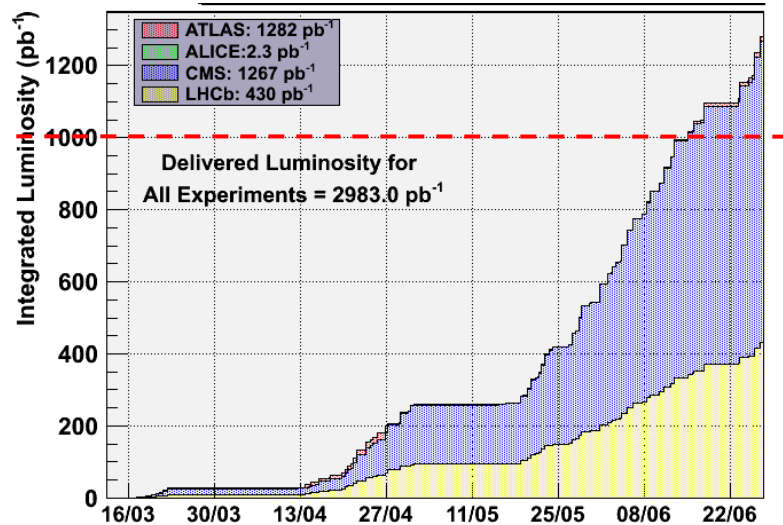
2011 LHC Efficiency: 284 Fills



Statistics for fills 1613 [13.03.11] to 1924 [03.07.11]
 Total Time Duration [hh:mm:ss]: 2696:48:52
 Time in Stable Beams [hh:mm:ss]: 621:04:38



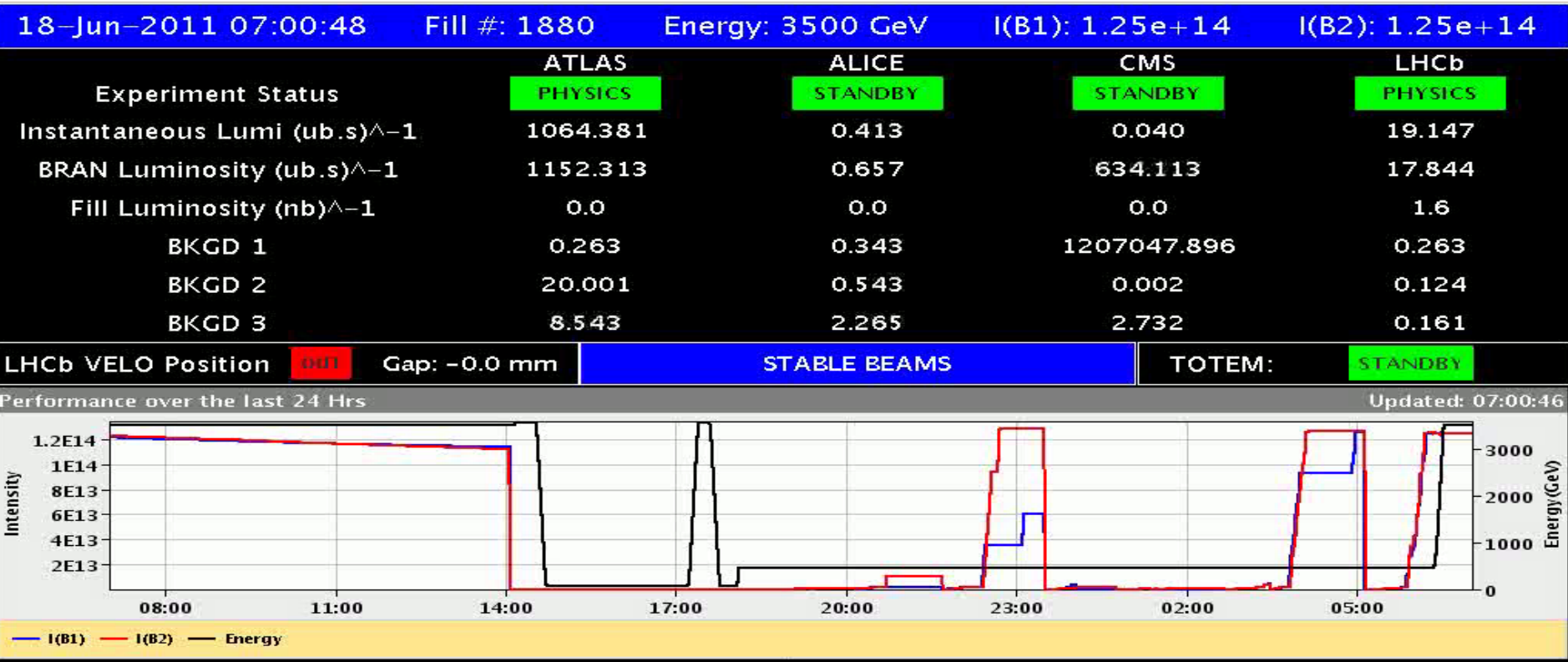
Luminosity Efficiency:
time spent in collisions / overall time



LHC Operation where are we ?


	<i>LHC Design</i>	<i>LHC 2011</i>
<i>Momentum at collision</i>	<i>7 TeV /c</i>	<i>3.5 TeV</i>
<i>Dipole field</i>	<i>8.33 T</i>	<i>4.16 T</i>
<i>Protons per bunch</i>	<i>1.15×10^{11}</i>	<i>1.15×10^{11}</i>
<i>Number of bunches/beam</i>	<i>2808</i>	<i>1380</i>
<i>Nominal bunch spacing</i>	<i>25 ns</i>	<i>50 ns</i>
<i>Normalized emittance</i>	<i>3.75 μm</i>	<i>2.2 μm</i>
<i>Absolute Emittance</i>	<i>5×10^{-10}</i>	<i>6.7×10^{-10}</i>
<i>Beta Function</i>	<i>0.5 m</i>	<i>1.5 m</i>
<i>rms beam size (IP)</i>	<i>16 μm</i>	<i>31 μm</i>
<i>Luminosity</i>	<i>1.0×10^{34}</i>	<i>1.3×10^{33}</i>

LHC Operation



... so sorry but this is world record in hadron collisions

LHC Operation: Collisions at 3.5 TeV per beam



sche scha