

Updates on activities.

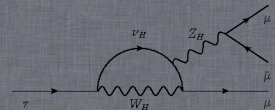
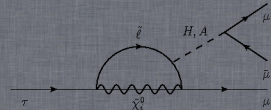
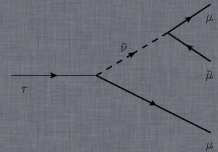
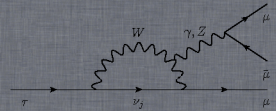
Marcin Chrzęszcz^{1,2}, Nicola Serra¹

¹ University of Zurich, ² Institute of Nuclear Physics, Krakow,

April 15, 2014

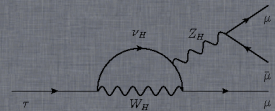
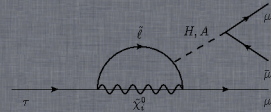
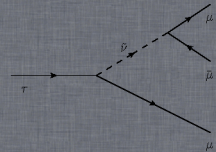
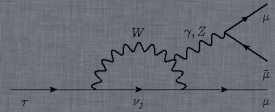


University of
Zurich^{UZH}



$K^*_{\mu\mu}$ toy MC results.

$K^*_{\mu\mu}$ Unfolding



- Chris Langenburgh prepared a "official TOY MC" <- LOL
- With unfolding of the angles done by him.
- Last week I wasted analysing this MC.

Strategy

- First try to get back the parameters that were put inside the MC.
- X-check the unfolding.
- Perform a fit and MM.

S_4 results

q^2	S_4^{true}	S_4^{fit}	S_4^{fold}	S_4^{MM}
[0.1, 1.0]	-0.0884	-0.0872 ± 0.0009	$-0.0874 \pm 0.0010(1.0)$	$-0.0873 \pm 0.0010(1.1)$
[1.1, 2.0]	-0.0481	-0.0449 ± 0.0015	$-0.0462 \pm 0.0017(1.1)$	$-0.0477 \pm 0.0018(0.2)$
[2.0, 3.0]	0.0480	$X \pm Y$	$0.0476 \pm 0.0016(0.25)$	$0.0478 \pm 0.0019(0.1)$
[3.0, 4.0]	0.1255	$X \pm Y$	$0.1253 \pm 0.0016(0.1)$	$0.1262 \pm 0.0019(0.4)$
[4.0, 5.0]	0.1765	$X \pm Y$	$0.1742 \pm 0.0015(1.5)$	$0.1760 \pm 0.0018(0.3)$
[5.0, 6.0]	0.2089	$X \pm Y$	$0.2065 \pm 0.0015(1.6)$	$0.2081 \pm 0.0017(0.9)$
[6.0, 7.0]	0.2295	$X \pm Y$	$0.2283 \pm 0.0014(0.9)$	$0.2313 \pm 0.0016(1.1)$
[7.0, 8.0]	0.2609	$X \pm Y$	$0.2428 \pm 0.0014(13)$	$0.2441 \pm 0.0016(10.5)$
[15.0, 16.0]	0.2822	$X \pm Y$	$0.2817 \pm 0.0012(0.4)$	$0.2819 \pm 0.0014(0.2)$
[16.0, 17.0]	0.2888	$X \pm Y$	$0.2878 \pm 0.0013(0.8)$	$0.2890 \pm 0.0015(0.1)$
[17.0, 18.0]	0.2987	$X \pm Y$	$0.2987 \pm 0.0013(0.0)$	$0.2980 \pm 0.0016(0.4)$
[18.0, 19.0]	0.3139	$X \pm Y$	$0.3150 \pm 0.0015(0.7)$	$0.3156 \pm 0.0020(0.85)$

S_5 results

q^2	S_5^{true}	S_5^{fit}	S_5^{fold}	S_5^{MM}
[0.1, 1.0]	0.2253	$-0.0206 + -0.0442274$	$0.2253 \pm 0.0009(0.0)$	$0.2260 \pm 0.0009(0.8)$
[1.1, 2.0]	0.1652	$X \pm Y$	$0.1674 \pm 0.0016(1.4)$	$0.1671 \pm 0.0018(1.1)$
[2.0, 3.0]	-0.0287	$X \pm Y$	$-0.0301 \pm 0.0017(0.8)$	$-0.0300 \pm 0.0019(0.7)$
[3.0, 4.0]	-0.1897	$X \pm Y$	$-0.1919 \pm 0.0016(1.4)$	$-0.1891 \pm 0.0019(0.3)$
[4.0, 5.0]	-0.2969	$X \pm Y$	$-0.2971 \pm 0.0015(0.1)$	$-0.2966 \pm 0.0018(0.3)$
[5.0, 6.0]	-0.3654	$X \pm Y$	$-0.3682 \pm 0.0014(2.0)$	$-0.3700 \pm 0.0017(2.7)$
[6.0, 7.0]	-0.4084	$X \pm Y$	$-0.4092 \pm 0.0013(0.6)$	$-0.4096 \pm 0.0016(0.8)$
[7.0, 8.0]	-0.4113	$X \pm Y$	$-0.4364 \pm 0.0012(21)$	$-0.4356 \pm 0.0015(16)$
[15.0, 16.0]	-0.3654	$X \pm Y$	$-0.3650 \pm 0.0011(0.4)$	$-0.3646 \pm 0.0012(0.3)$
[16.0, 17.0]	-0.3356	$X \pm Y$	$-0.3349 \pm 0.0011(0.6)$	$-0.3359 \pm 0.0013(0.2)$
[17.0, 18.0]	-0.2911	$X \pm Y$	$-0.2903 \pm 0.0013(0.6)$	$-0.2896 \pm 0.0014(1.1)$
[18.0, 19.0]	-0.2124	$X \pm Y$	$-0.2152 \pm 0.0016(1.8)$	$-0.2158 \pm 0.0018(1.9)$

S_7 results

q^2	S_7^{true}	S_7^{fit}	S_7^{fold}	S_7^{MM}
[0.1, 1.0]	0.0212	-0.2047 ± 0.0442	$0.0214 \pm 0.0009(0.2)$	$0.0208 \pm 0.0009(0.4)$
[1.1, 2.0]	0.0386	$X \pm Y$	$0.0352 \pm 0.0016(2.1)$	$0.0348 \pm 0.0018(2.1)$
[2.0, 3.0]	0.0379	$X \pm Y$	$0.0351 \pm 0.0017(1.6)$	$0.0353 \pm 0.0019(1.4)$
[3.0, 4.0]	0.0341	$X \pm Y$	$0.0368 \pm 0.0017(1.6)$	$0.0363 \pm 0.0019(1.2)$
[4.0, 5.0]	0.0306	$X \pm Y$	$0.0293 \pm 0.0016(0.8)$	$0.0303 \pm 0.0018(0.6)$
[5.0, 6.0]	0.0284	$X \pm Y$	$0.0262 \pm 0.0016(1.4)$	$0.0263 \pm 0.0018(1.2)$
[6.0, 7.0]	0.0278	$X \pm Y$	$0.0286 \pm 0.0015(0.5)$	$0.0287 \pm 0.0017(0.5)$
[7.0, 8.0]	0.0000	$X \pm Y$	$0.0290 \pm 0.0015(19.3)$	$0.0287 \pm 0.0016(18)$
[15.0, 16.0]	0.0000	$X \pm Y$	$-0.0007 \pm 0.0014(0.5)$	$-0.0008 \pm 0.0014(0.6)$
[16.0, 17.0]	0.0000	$X \pm Y$	$-0.0026 \pm 0.0015(1.6)$	$-0.0026 \pm 0.0015(1.7)$
[17.0, 18.0]	0.0000	$X \pm Y$	$-0.0023 \pm 0.0016(1.6)$	$-0.0021 \pm 0.0017(1.2)$
[18.0, 19.0]	0.0000	$X \pm Y$	$-0.0021 \pm 0.0021(1.0)$	$-0.0015 \pm 0.0021(0.6)$

S_8 results

q^2	S_8^{true}	S_8^{fit}	S_8^{fold}	S_8^{MM}
[0.1, 1.0]	-0.0038	-0.0061 ± -0.0010	$-0.0042 \pm 0.0010(0.4)$	$-0.0040 \pm 0.0010(0.2)$
[1.1, 2.0]	-0.0107	$X \pm Y$	$-0.0142 \pm 0.0017(2.1)$	$-0.0135 \pm 0.0018(1.5)$
[2.0, 3.0]	-0.0123	$X \pm Y$	$-0.0144 \pm 0.0017(1.2)$	$-0.0149 \pm 0.0019(0.3)$
[3.0, 4.0]	-0.0121	$X \pm Y$	$-0.0112 \pm 0.0016(0.6)$	$-0.0117 \pm 0.0019(0.2)$
[4.0, 5.0]	-0.0114	$X \pm Y$	$-0.0123 \pm 0.0016(0.6)$	$-0.0129 \pm 0.0018(0.8)$
[5.0, 6.0]	-0.0110	$X \pm Y$	$-0.0118 \pm 0.0016(0.5)$	$-0.0115 \pm 0.0018(0.3)$
[6.0, 7.0]	-0.0110	$X \pm Y$	$-0.0110 \pm 0.0016(0.0)$	$-0.0107 \pm 0.0017(0.2)$
[7.0, 8.0]	0.0007	$X \pm Y$	$-0.0112 \pm 0.0015(7.0)$	$-0.0113 \pm 0.0016(6.6)$
[15.0, 16.0]	0.0003	$X \pm Y$	$-0.0015 \pm 0.0015(0.8)$	$-0.0016 \pm 0.0015(0.9)$
[16.0, 17.0]	0.0003	$X \pm Y$	$-0.0020 \pm 0.0016(1.1)$	$-0.0022 \pm 0.0016(1.2)$
[17.0, 18.0]	0.0002	$X \pm Y$	$0.0023 \pm 0.0018(1.2)$	$0.0022 \pm 0.0018(1.1)$
[18.0, 19.0]	0.0002	$X \pm Y$	$-0.0007 \pm 0.0022(0.2)$	$-0.0012 \pm -0.0022(0.5)$

WTH is going on with [7.0, 8.0] ? 1/3

- With those parameters from EOS the PDF is negative? <- checked , no
- Some boundary conditions? <- checked by simulating my toy, no thing going on there.
- The parametr that EOS gives you are not the one they simulated? <- YES!

WTH is going on with [7.0, 8.0] ? 2/3

- First I simulated MY toy MC:

Listing 1: My unofficial SHIT MC:

```
FL_1  0.527066 +/-  0.000247033
FL_2  0.527066 +/-  0.000247033
FL_3  0.52083  +/-  0.00159866
FL_4  0.525139 +/-  0.000307114
J3    -0.0246584 +/-  0.000335458      true value: -0.0248
J4    0.261117  +/-  0.000364695      true value: 0.2609
J5    -0.411436 +/-  0.000335284      true value: -0.4113
J6s_1 -0.411211 +/-  0.000281637      true value: -0.4113
J7    -0.000505415 +/-  0.000363604    true value: 0
J8    -0.000673747 +/-  0.000377374    true value: -0.0007
J9    0.000422372 +/-  0.00033566      true value: -0.0007
```

- PDF is fine, can be fitted(here MM).

WTH is going on with [7.0, 8.0] ? 3/3

- Author of this official TOY MC should repeat maths 1 at university.

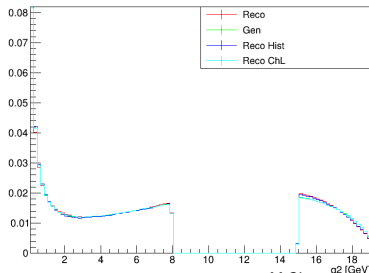
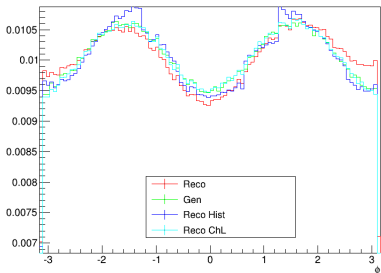
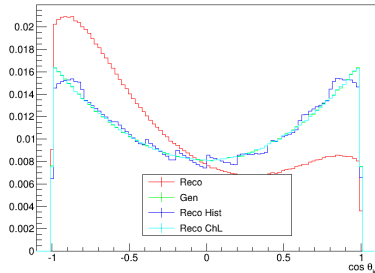
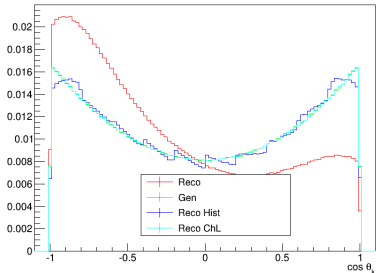
Listing 2: TABLE from email:

Q2	Q2	S4	S5	S7		
7.00	7.10	0.2375	-0.4250	-0.2818	0.0282	-0.0113
7.10	7.20	0.2388	-0.4275	-0.2890	0.0284	-0.0114
7.20	7.30	0.2399	-0.4299	-0.2960	0.0286	-0.0115
7.30	7.40	0.2411	-0.4321	-0.3030	0.0288	-0.0116
7.40	7.50	0.2422	-0.4343	-0.3098	0.0291	-0.0117
7.50	7.60	0.2432	-0.4363	-0.3165	0.0294	-0.0118
7.60	7.70	0.2442	-0.4383	-0.3230	0.0297	-0.0120
7.70	7.80	0.2451	-0.4401	-0.3295	0.0301	-0.0121
7.80	7.90	0.2460	-0.4418	-0.3358	0.0305	-0.0123
7.90	8.00	0.2623	-0.4199	-0.4330	0.0000	-0.0006
Full Bin:						
7.00	8.00	0.2609	-0.4113	-0.4113	0.0000	-0.0007

More x-checks

- Christoph also performed an unfolding.
- He parametrized the acceptance corrections using 7th order polynomials.
- Also made a check of this.
- On his "official TOY MC"
- Reweighed events($1/\epsilon$) to get back the true distribution.

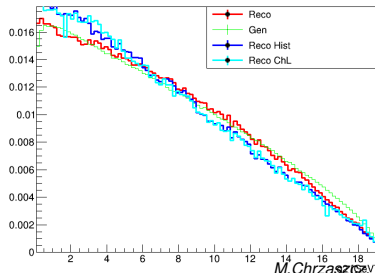
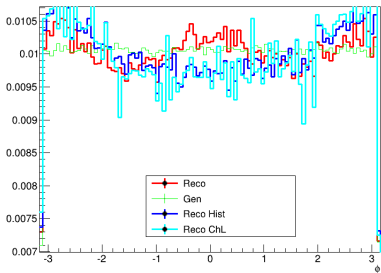
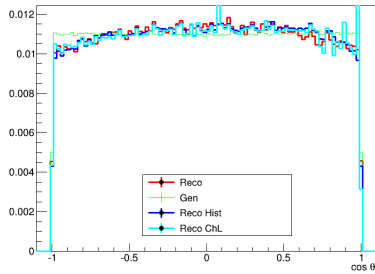
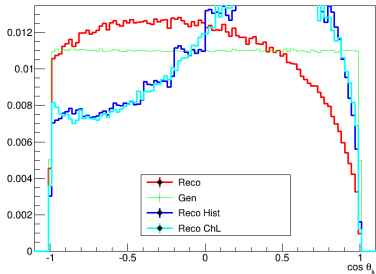
More x-checks



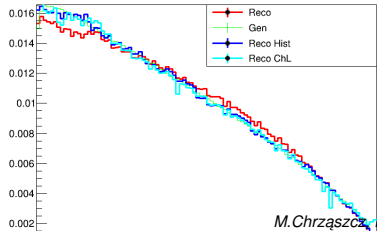
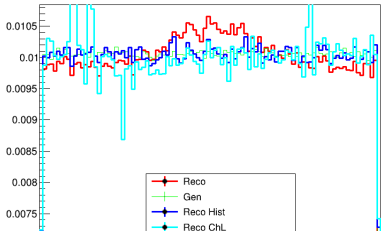
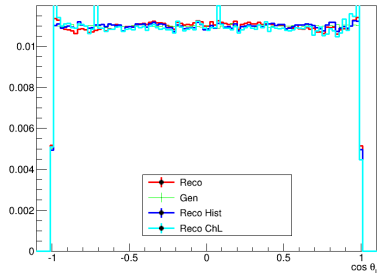
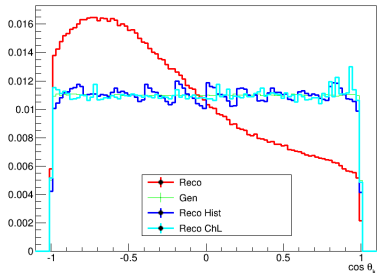
More x-checks

- Did they get finally something right?
- You Wish! -> NEXT SLIDE

Congrats



Magic happens when i don't require B^0 trueID



Update on analysis

$K^* \mu\mu$ Unfolding

M.Chrząszcz, N.Serra 2014

16 / 17

Summary

- Big congratulations to authors of this MC.
- How many bugs did I miss?

