

Optimisation of isolation and binning for $\tau \rightarrow 3\mu$.

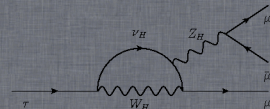
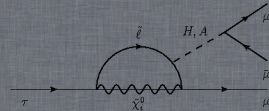
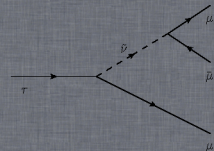
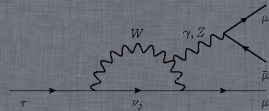
Marcin Chrzęszcz^{1,2}, Nicola Serra¹

¹ University of Zurich, ² Institute of Nuclear Physics, Krakow,

21th August 2013



University of Zurich
UZH

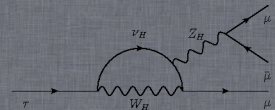
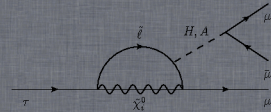
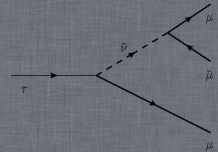
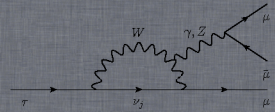


Binning

Binning optimisation

Isolation

Isolation optimisation



Binning optimisation

For 2011 we did 2 times one dimensional binning optimisation. This method has disadvantages:

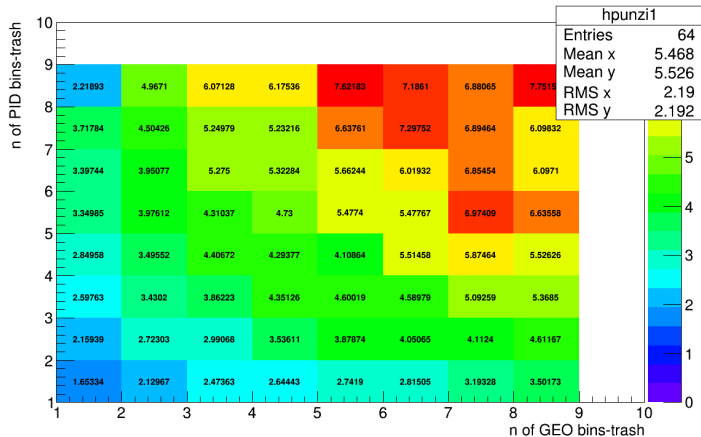
- The best bin of one classifier is split to very small pieces by the other optimisation.
- You end up having best bins in the middle. See Pauls presentation.

How to fix?

- Perform a simultaneous optimisation in 2D.
- Brutal force method is not good enough, cuz number of combination explodes.
- Use MC methods for optimisation.
- Takes 3 hours to optimise.
- Use Punzi FOM instead of Cls method.
- Use 2011 data to optimise.
- Apply Fine-tuning. You need a given number of events to perform a stable fit etc.

How to fix?

HPunzi1



Iso optimisation

Till now every analysis that used track isolation parameter used the ones developed and optimised for $B_s \rightarrow \mu\mu$. This is based on an abstract definitions of isolating and non-isolating tracks:

- Non-isolating track to a given track (μ from $B_s \rightarrow \mu\mu$ for example) will be a track that has the same primary mother as muon.
- Isolating is the negation of non-isolating.

Many thanks to Giampi for discussion and advises !

Iso optimisation

This definition has potentially dangerous implications.

- Imagine a long chain of decays. Every of this decay is non-isolating.
- Why very long living particles (Λ , K_S) have to be considered non-isolating?
- When we do our analysis we are operating on basis of signal and bck hypothesis.
- There isnt a 1:1 correspondence between isolating and bck etc.
- $B_S \rightarrow \mu\mu$ does not really suffer from this.

How to train?

- 1 The main point of isolation variable is to fight again combinatorial bck.(example two decays trees are close and one picks something from the other).
- 2 We build our bck sample taking from MC truth the candidates that are combinatorial bck.

How to train?

Now I will loose you all :P

- ① We need to swap our signal and bck sample.
- ② Why? Our signal sample contains: signal candidate(3 tracks)+ tracks surrounding this candidate. Our selection should be optimised in a way that we should end up with our single signal candidate without any tracks nearby.
- ③ That is why our signal sample is our background sample.

How to train?

- 1 We define the training variables as Giampi did: +tckchi2+IP.
- 2 We put everything inside tmva.
- 3 Then we scan the BDT response space and write how many tracks survive the cut.
- 4 Optimisation of the cut has to be done inside the BDT that we will use.

How to train?

- 1 In practice what we do is to scan BDT from 0. to 0.5 and count the tracks for each of the BDT value.
- 2 Then our new ntuple will have like 100 isolation parameters.
- 3 How to choose the best one?
- 4 Well isolation parameter on its own is useless. It has to be combined with other variables in TMVA. Then you can choose the best cut on the BDT.

$\tau \rightarrow 3\mu$ specifics

In case of $\tau \rightarrow 3\mu$ we want different isolation parameters for different kinds of decays:

- $D \rightarrow \tau$
- $Ds \rightarrow \tau$
- $B \rightarrow D \rightarrow \tau$
- $B \rightarrow Ds \rightarrow \tau$
- $B \rightarrow \tau$

$\tau \rightarrow 3\mu$ specifics

- 1 Does it make any sense to make my life so complicated?
- 2 YES!
- 3 Example: $B \rightarrow \tau$ is in 99% $B \rightarrow D\tau X$.
- 4 This means we if you have D and tau close to each other track from D can go to τ etc.
- 5 In their approach this truck would be considered non-isolating which is nonsense because it forms a bck candidate!
- 6 From first looks the problem can be reduced to 3 chains: $B \rightarrow \tau$, $B \rightarrow DX \rightarrow \tau$, $D \rightarrow \tau$.

$\tau \rightarrow 3\mu$ specifics

