

$$B^0 \rightarrow K^* \mu^- \mu^+$$



Finalization

Marcin Chrzaszcz



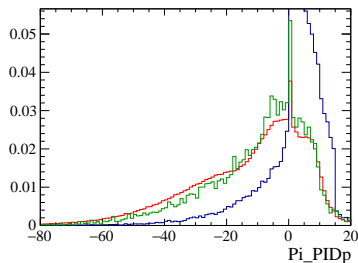
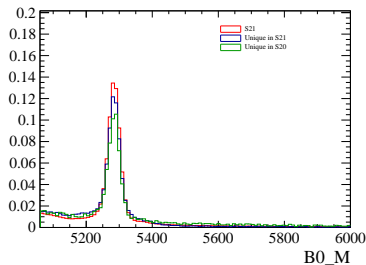
$B^0 \rightarrow K^* \mu^- \mu^+$ meeting, CERN
February 14, 2018

Reminder

- ⇒ Last week we saw a 4% difference between the S20 and S21.
- ⇒ Most of the events were located in S21.
- ⇒ Many theories why... and if this is dangerous...

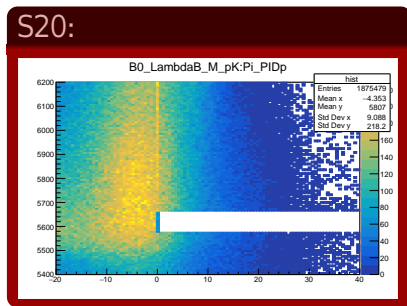
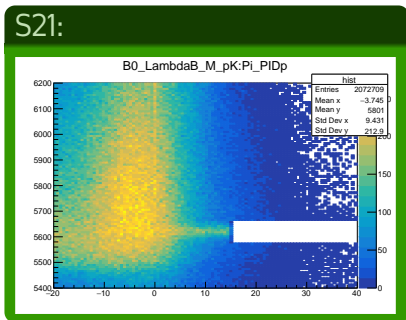
Overlap

⇒ I have matched the S20 with S21 ntuples by EventNumber



⇒ We have protons unique to S21.

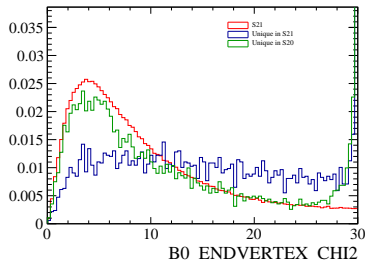
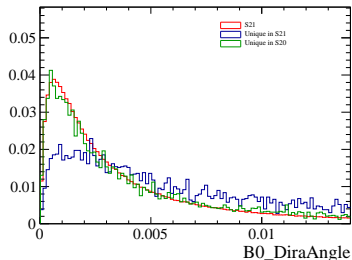
Overlap



⇒ Got the nasty bugger

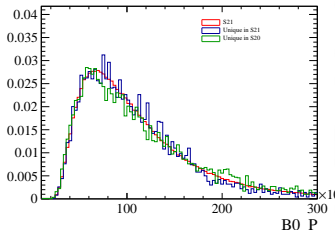
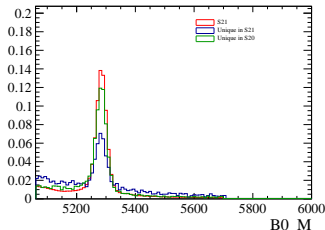
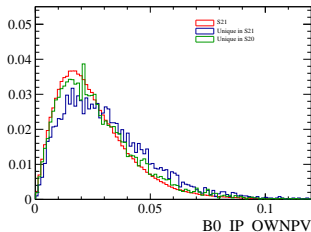
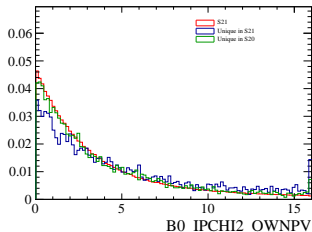
Overlap, after aligning

- ⇒ Fiducial cut: $m_{K\pi\mu\mu} \in (5050, 5700)$ and $q^2 \in (0.1, 19)$
- ⇒ Difference in number of events: 0.6%.
- ⇒ I have checked and there are no unique RunNumbers in each of the set.



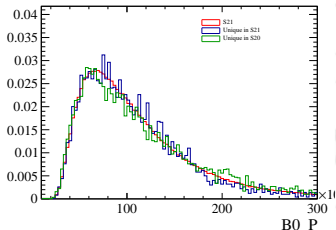
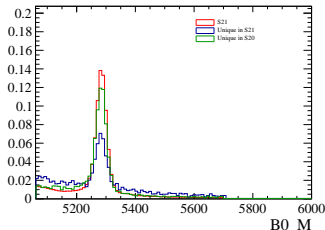
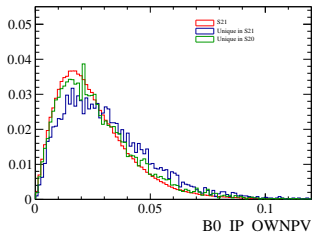
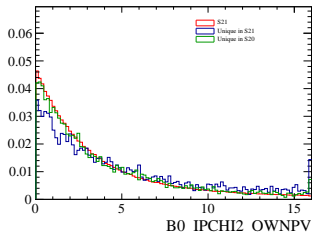
Overlap, after aligning

⇒ Fiducial cut: $m_{K\pi\mu\mu} \in (5050, 5700)$ and $q^2 \in (0.1, 19)$



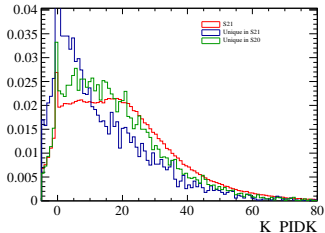
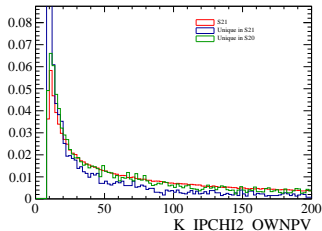
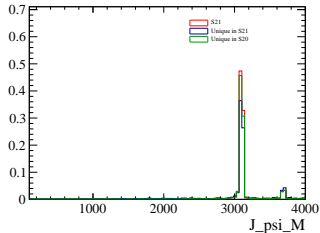
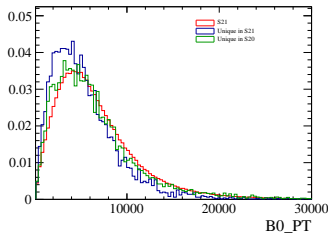
Overlap, after aligning

⇒ Fiducial cut: $m_{K\pi\mu\mu} \in (5050, 5700)$ and $q^2 \in (0.1, 19)$



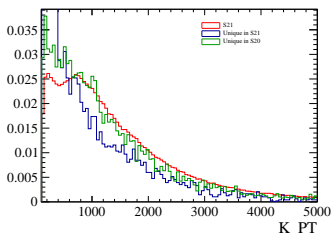
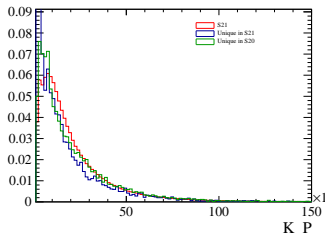
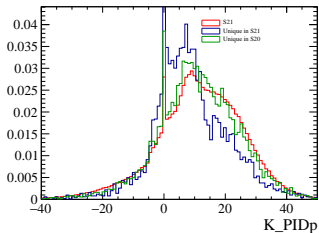
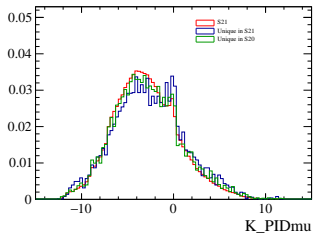
Overlap, after aligning

⇒ Fiducial cut: $m_{K\pi\mu\mu} \in (5050, 5700)$ and $q^2 \in (0.1, 19)$



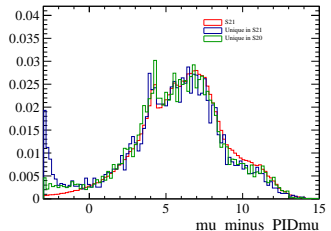
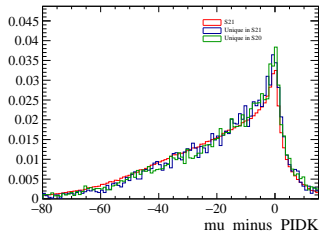
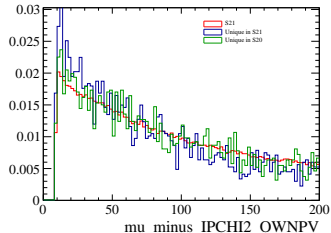
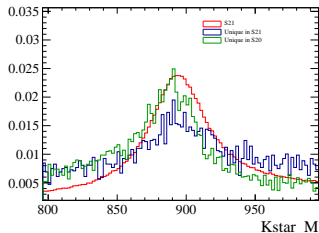
Overlap, after aligning

⇒ Fiducial cut: $m_{K\pi\mu\mu} \in (5050, 5700)$ and $q^2 \in (0.1, 19)$



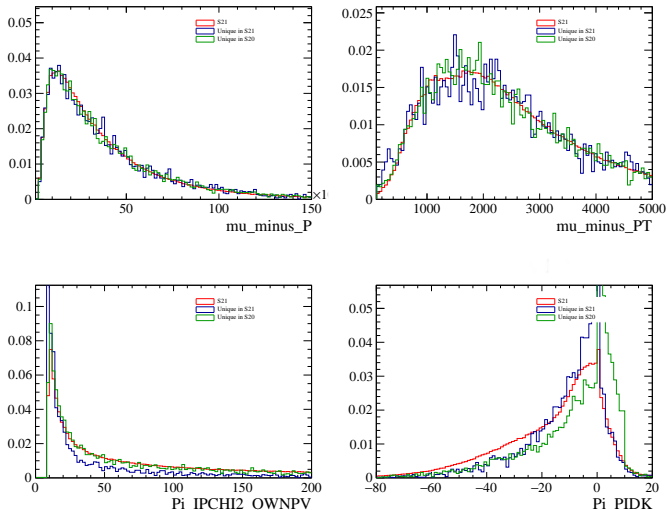
Overlap, after aligning

⇒ Fiducial cut: $m_{K\pi\mu\mu} \in (5050, 5700)$ and $q^2 \in (0.1, 19)$



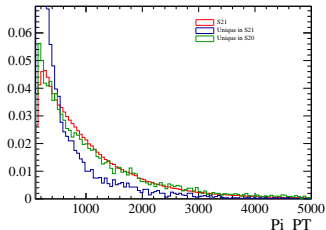
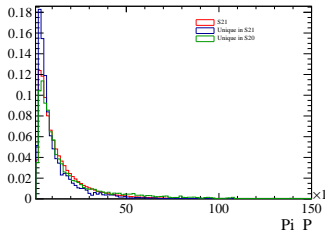
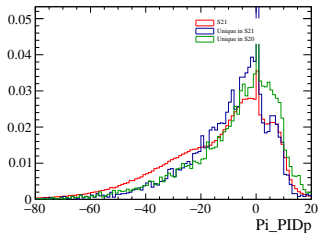
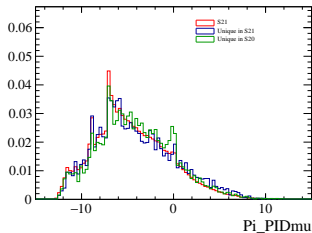
Overlap, after aligning

⇒ Fiducial cut: $m_{K\pi\mu\mu} \in (5050, 5700)$ and $q^2 \in (0.1, 19)$



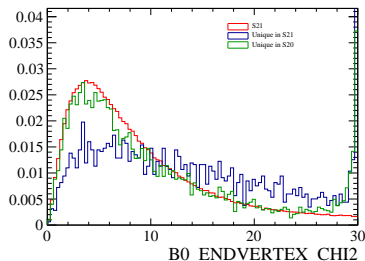
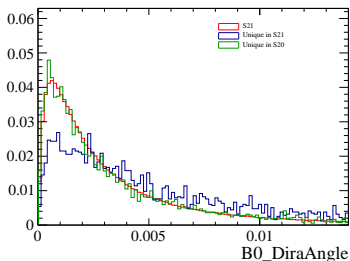
Overlap, after aligning

⇒ Fiducial cut: $m_{K\pi\mu\mu} \in (5050, 5700)$ and $q^2 \in (0.1, 19)$



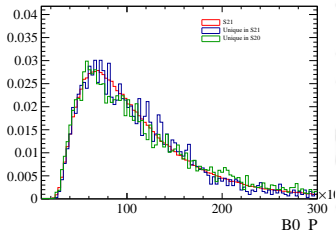
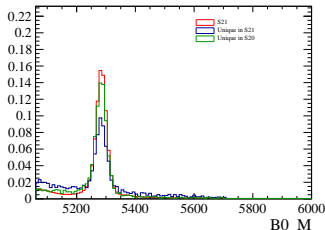
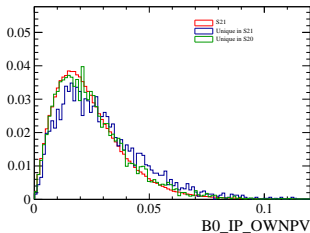
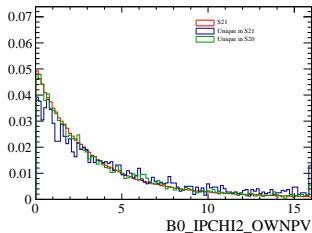
Overlap, after aligning

- ⇒ Fiducial cut: $m_{K\pi\mu\mu} \in (5050, 5700)$ and $q^2 \in J/\psi \pm 60\text{MeV}/c^2\text{s}$
- ⇒ Difference in number of events: 0.7%.



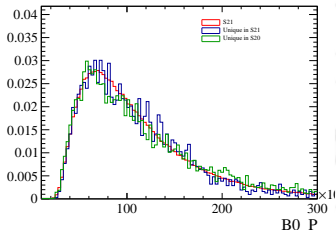
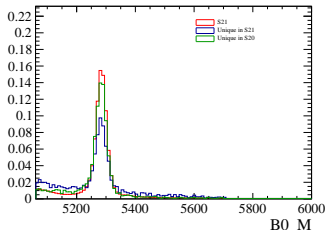
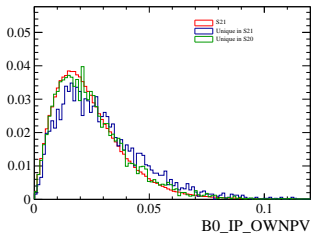
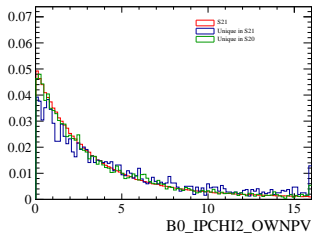
Overlap, after aligning

⇒ Fiducial cut: $m_{K\pi\mu\mu} \in (5050, 5700)$ and $q^2 \in J/\psi \pm 60\text{MeV}/c^2\text{s}$



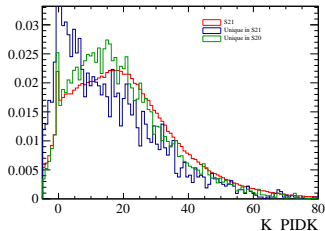
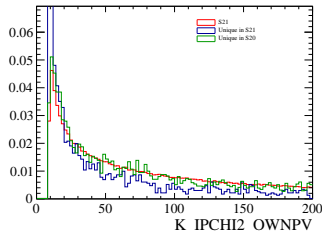
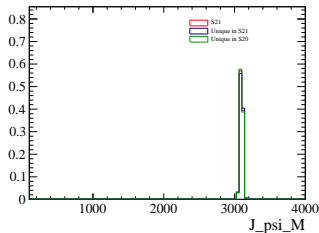
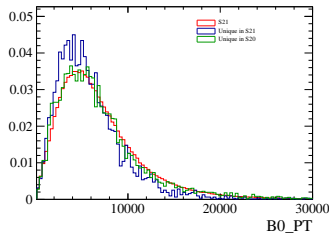
Overlap, after aligning

⇒ Fiducial cut: $m_{K\pi\mu\mu} \in (5050, 5700)$ and $q^2 \in J/\psi \pm 60\text{MeV}/c^2\text{s}$



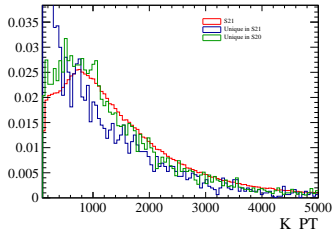
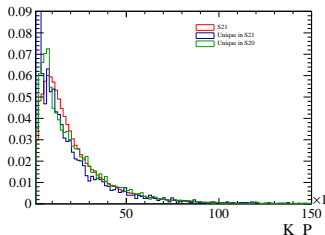
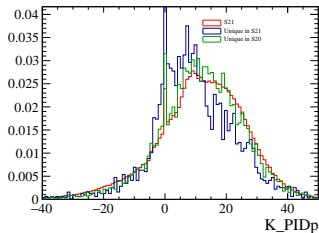
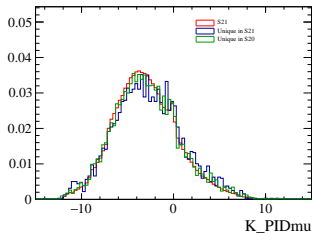
Overlap, after aligning

⇒ Fiducial cut: $m_{K\pi\mu\mu} \in (5050, 5700)$ and $q^2 \in J/\psi \pm 60\text{MeV}/c^2\text{s}$



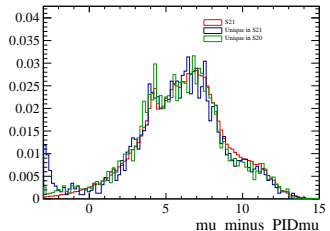
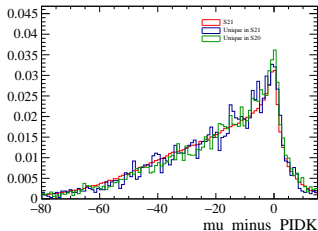
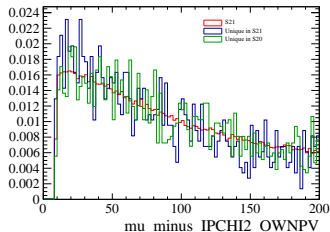
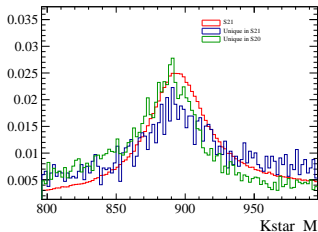
Overlap, after aligning

⇒ Fiducial cut: $m_{K\pi\mu\mu} \in (5050, 5700)$ and $q^2 \in J/\psi \pm 60\text{MeV}/c^2\text{s}$



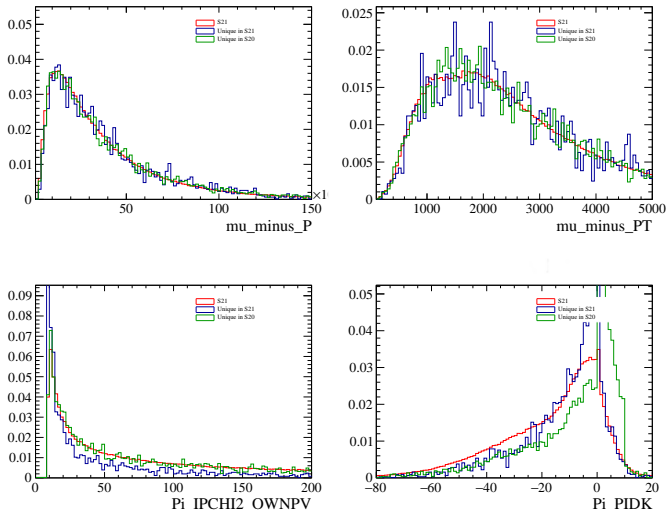
Overlap, after aligning

⇒ Fiducial cut: $m_{K\pi\mu\mu} \in (5050, 5700)$ and $q^2 \in J/\psi \pm 60\text{MeV}/c^2\text{s}$



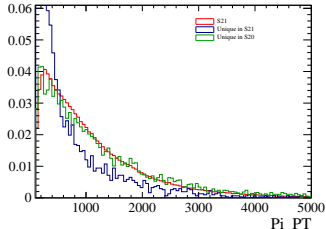
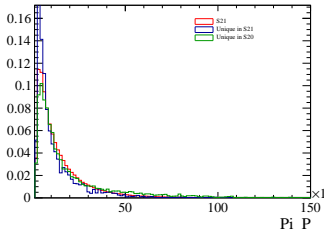
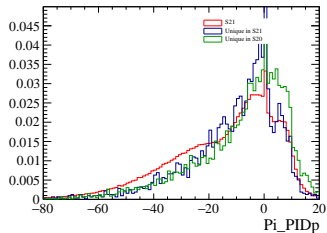
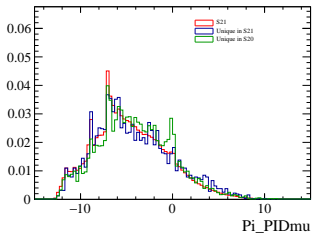
Overlap, after aligning

⇒ Fiducial cut: $m_{K\pi\mu\mu} \in (5050, 5700)$ and $q^2 \in J/\psi \pm 60\text{MeV}/c^2\text{s}$



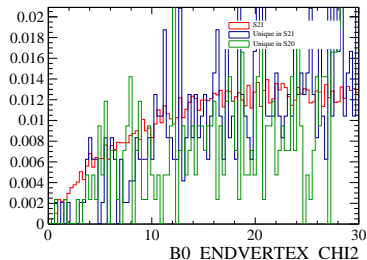
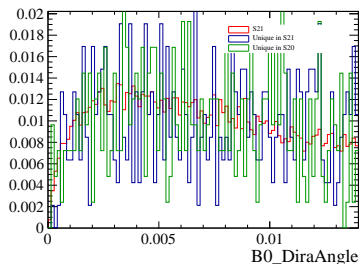
Overlap, after aligning

⇒ Fiducial cut: $m_{K\pi\mu\mu} \in (5050, 5700)$ and $q^2 \in J/\psi \pm 60\text{MeV}/c^2\text{s}$



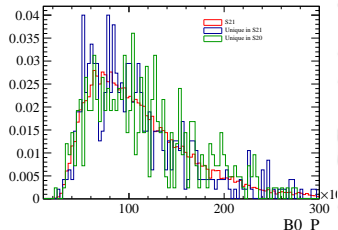
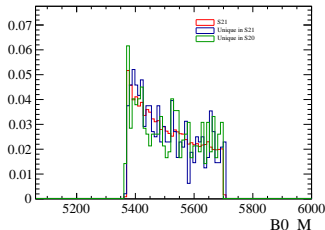
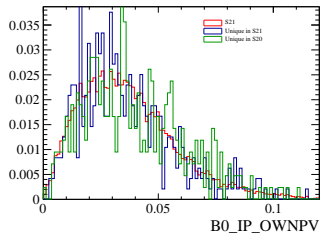
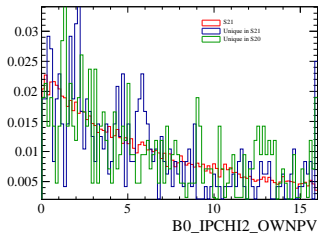
Overlap, after aligning

- ⇒ Fiducial cut: $m_{K\pi\mu\mu} \in (5370, 5700)$ and $q^2 \in [0.1, 19] - c\bar{c}$
- ⇒ Difference in number of events: 0.4%.



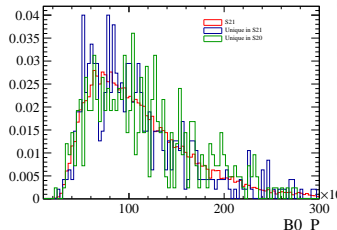
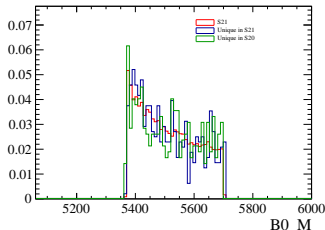
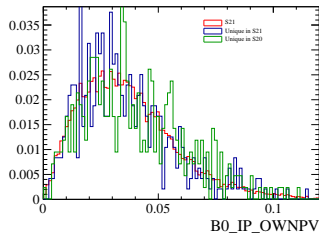
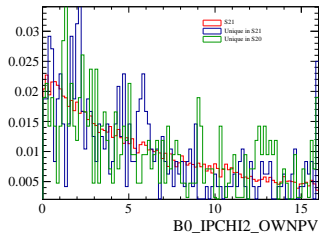
Overlap, after aligning

⇒ Fiducial cut: $m_{K\pi\mu\mu} \in (5370, 5700)$ and $q^2 \in [0.1, 19] - c\bar{c}$



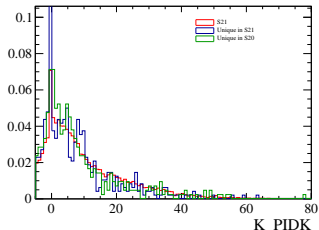
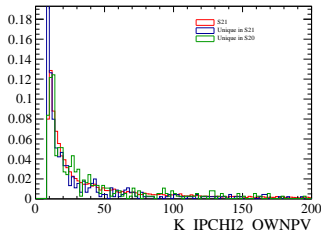
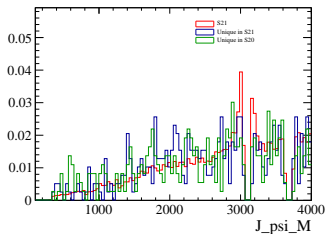
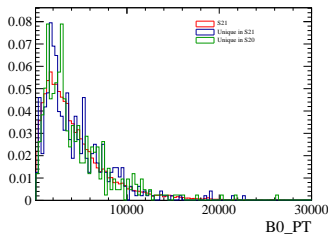
Overlap, after aligning

⇒ Fiducial cut: $m_{K\pi\mu\mu} \in (5370, 5700)$ and $q^2 \in [0.1, 19] - c\bar{c}$



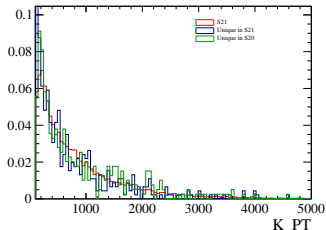
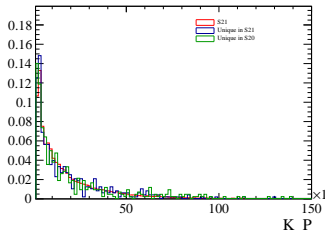
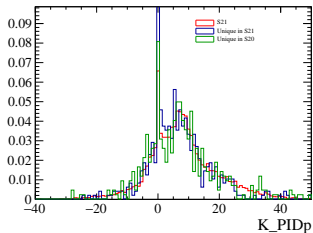
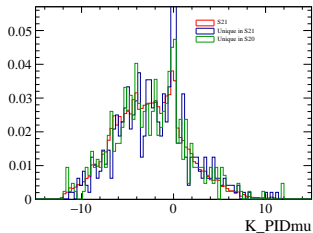
Overlap, after aligning

⇒ Fiducial cut: $m_{K\pi\mu\mu} \in (5370, 5700)$ and $q^2 \in [0.1, 19] - c\bar{c}$



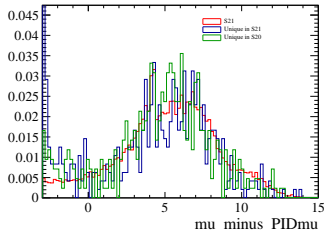
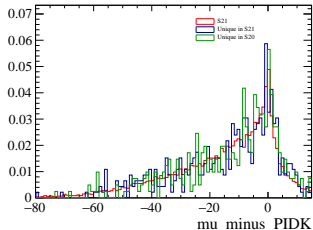
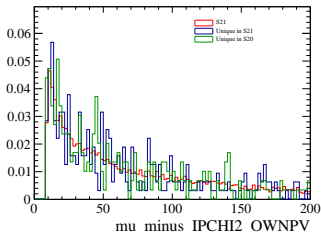
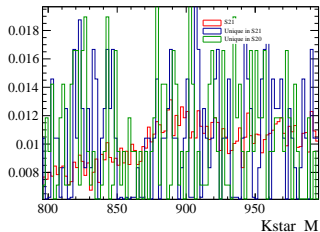
Overlap, after aligning

⇒ Fiducial cut: $m_{K\pi\mu\mu} \in (5370, 5700)$ and $q^2 \in [0.1, 19] - c\bar{c}$



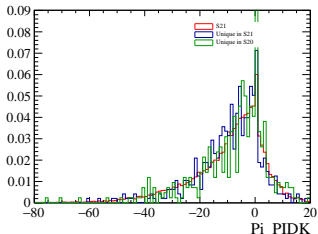
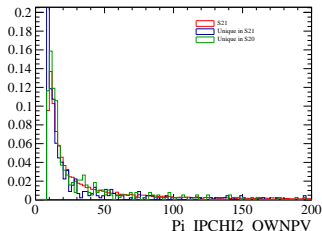
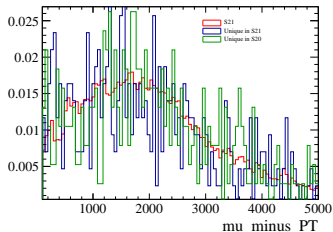
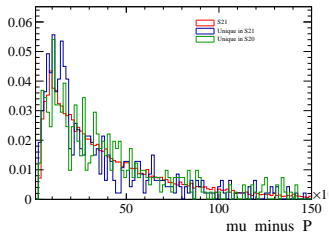
Overlap, after aligning

⇒ Fiducial cut: $m_{K\pi\mu\mu} \in (5370, 5700)$ and $q^2 \in [0.1, 19] - c\bar{c}$



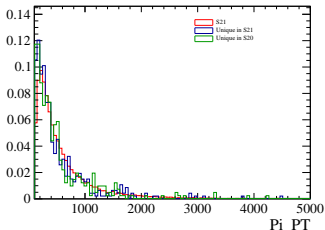
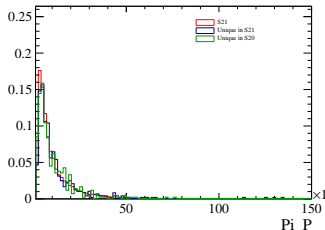
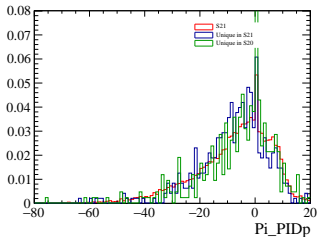
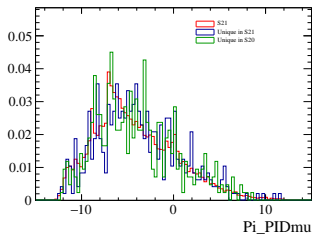
Overlap, after aligning

⇒ Fiducial cut: $m_{K\pi\mu\mu} \in (5370, 5700)$ and $q^2 \in [0.1, 19] - c\bar{c}$



Overlap, after aligning

⇒ Fiducial cut: $m_{K\pi\mu\mu} \in (5370, 5700)$ and $q^2 \in [0.1, 19] - c\bar{c}$



Conclusions

- ⇒ There is a sub percent difference between the two samples.
- ⇒ The difference is constant in different phase space regions.
- ⇒ No obvious cut missing the distributions look ok.

